



Illinois Gaming Board

2024

Annual Report

State of Illinois

JB Pritzker, Governor

Illinois Gaming Board

Marcus D. Fruchter, Administrator

Charles Schmadeke, Chairman

Dionne R. Hayden, Member

Anthony Garcia, Member

Jim Kolar, Member

Sean Brannon, Member



TABLE OF CONTENTS



<u>Administrator's Report</u>	3
<u>About Us</u>	4
<u>History of the Illinois Gaming Board</u>	5
<u>Board Members</u>	6
<u>Executive Staff</u>	8
<u>Organizational Chart</u>	9
<u>Budget FY2024</u>	10
<u>Year at a Glance</u>	11
<u>Board Meetings</u>	12
<u>Legislation</u>	13
<u>Rules</u>	14
<u>Self-Exclusion Program</u>	15
<u>Diversity, Equity, Inclusion and Accessibility</u>	16
<u>Casino Gambling</u>	18
<u>Video Gaming</u>	47
<u>Sports Wagering</u>	53
<u>Further Reading and Resources</u>	72

ADMINISTRATOR'S REPORT



I am honored to present the Illinois Gaming Board's (IGB) 2024 Annual Report. This report highlights the IGB's impactful work over the past year to protect the integrity and safety of Illinois gaming and generate gaming tax revenue while maintaining public trust and confidence.

As in recent years, 2024 was yet another year of historic growth and productivity for both the IGB and Illinois gaming. Legal gambling began in Illinois nearly 35 years ago with riverboat casino cruises. Over the ensuing years, and especially since enactment of the landmark 2019 expansion law, gaming in Illinois has evolved into a multi-billion dollar industry making our State a leader among gaming jurisdictions. As of December 31, 2024, Illinois was home to 16 licensed casinos, 14 active sportsbooks, and almost 8,700 licensed video gaming establishments with nearly 49,000 video gaming terminals (VGTs) in operation statewide. Since November 2021, the IGB has overseen openings for seven newly authorized casinos in Rockford (permanent and temporary), Waukegan, Danville, Carterville, Chicago, and most recently in East Hazel Crest on November 11, 2024 when Wind Creek Chicago Southland opened its doors.

The IGB regulates thousands of licensed entities and individuals involved with the Illinois casino, video gaming and sports wagering industries. Despite a start on the eve of the pandemic in March 2020, Illinois was firmly among the top two U.S. sports wagering markets by handle in 2024. Illinois' legal video gaming industry continues to grow. In fact, the State's regulated video gaming route system is the largest distributed network of its kind in the world. Our voluntary Self-Exclusion Program for problem gamblers was one of the first self-exclusion programs in the nation and in 2024 had more than 15,500 enrollees.

In calendar year 2024, the three gaming verticals under IGB jurisdiction – casinos, video gaming, and sports wagering – generated nearly \$1.76 billion combined in gaming tax revenues for the State and local communities. Much of those dollars went to the Capital Projects Fund, the Education Assistance Fund and other funds as designated by statute to support critical projects across Illinois.

Below are some other highlights of the past year. In 2024, the IGB:

- Processed, investigated, and resolved (either by approval or denial) thousands of license applications and regulatory requests across all gaming sectors.
- Conducted regulatory oversight for the openings of the new permanent casinos in Rockford and East Hazel Crest.
- Licensed 790 new video gaming establishments.
- Approved three new sportsbooks.
- Held seven public meetings (almost twice the yearly number required by law).
- Pursued impactful investigations, disciplinary complaints, and enforcement actions.
- Adopted administrative rules and advanced critical initiatives to safeguard gaming integrity and modernize agency technology, infrastructure, and operations.
- Continued to hire additional civilian and sworn personnel to meet regulatory and law enforcement responsibilities, IGB initiatives, and statutory mandates.

The high volume of quality work delivered in 2024 would not have been possible without the IGB's strong, talented, and committed professional staff and Board Members. I acknowledge and express my gratitude for their dedication and work to uphold the rule of law and protect the integrity and safety of Illinois gaming without bias or favor. Their work during the past year represents the highest standards of public service.

The IGB looks forward to building upon the accomplishments of 2024 and to continuing our work to ensure public trust, ethics, accountability, compliance, and success in Illinois gaming for 2025 and many years to come.

Kind regards,

Marcus D. Fruchter
Administrator

ABOUT US



The Illinois Gaming Board (IGB) is the regulatory and law enforcement agency that oversees all licensed casino gambling, video gaming and sports wagering in the State. The IGB has five Board Members appointed by the Governor and confirmed by the Senate.

The IGB Administrator serves as the agency's chief executive and directs agency operations, leading the IGB's professional staff.

IGB civilian and sworn personnel perform regulatory, oversight, licensing, enforcement, investigative, rulemaking, adjudicatory, and tax collection functions for casino gambling, video gaming, and sports wagering.

The IGB staff analyzes legal, financial, regulatory, compliance, technical, and criminal issues to ensure the integrity of gaming in Illinois as mandated by the State. The staff conducts

audits and investigations to license and approve gaming operations, entities, and personnel. The IGB also administers the Self-Exclusion Program for problem gamblers.

As of December 31, 2024, the IGB was comprised of 239 civilian and sworn staff, including personnel detailed to the IGB from the Illinois State Police and the Illinois Department of Innovation and Technology. The IGB maintains 25 offices across Illinois, including its headquarters in Chicago and Springfield and Field Offices within all Illinois casinos.

To report violations of the Illinois Gambling Act, Video Gaming Act, Sports Wagering Act, or to report prohibited conduct related to the outcome of sporting events, please visit the [Report Prohibited Conduct](#) section of the IGB website.

The IGB's mission is to protect the integrity and safety of Illinois gaming while generating revenue for the State and local gaming host communities.



Gov. JB Pritzker and Administrator Fruchter at Hard Rock Casino Rockford's grand opening guitar smash on Aug. 29, 2024.

HISTORY OF THE ILLINOIS GAMING BOARD



CASINOS

The Illinois Gambling Act (formerly the Riverboat Gambling Act), was originally enacted in February 1990, making Illinois the second state in the nation to legalize casino gambling on riverboats. The Gambling Act established the Illinois Gaming Board (IGB) to serve as the State's regulatory and law enforcement agency charged with ensuring the integrity and safety of Illinois gaming and facilitating gaming tax revenue generation and collection. The Act authorized up to 10 casino licenses, which were issued between 1990 and 2010. In 2019, the gaming expansion law increased the number of casino licenses to 16 and allowed horse racing tracks to hold casino licenses.

On September 11, 1991, the first casino, Argosy Casino Alton, began operations. The State's 16th casino, Wind Creek Chicago Southland in East Hazel Crest, opened its doors to the public on November 11, 2024.

VIDEO GAMING

In July 2009, Public Act 96-34 became law, creating the Illinois Video Gaming Act. Since 2009, video gaming has rapidly expanded across Illinois.

The first Video Gaming Terminals (VGTs) went live for patron play on September 10, 2012. At the end of 2024, there were more than 48,706 VGTs operating in 8,662 licensed establishments across the State. Illinois' distributed network of VGTs is the largest of its kind in the world.

GAMING EXPANSION

On June 28, 2019, Governor JB Pritzker signed Public Act 101-31 into law, which greatly expanded gaming across Illinois and more than tripled the IGB's jurisdiction and responsibilities. The expansion law legalized sports wagering for the first time in Illinois history, authorized six new casino licenses, allowed horseracing tracks to hold casino and sports wagering licenses, significantly expanded video gaming across the State, and allowed video gaming at the Illinois State Fair and Du Quoin State Fair.

SPORTS WAGERING

The Illinois Sports Wagering industry, which launched in early March 2020 has grown to become one of the leading sports wagering markets in the United States.



BOARD MEMBERS



Charles Schmadeke – Chairman
Appointed July 29, 2019

Charles Schmadeke is a partner-in-charge of Hinshaw & Culbertson LLP's Springfield office. He has 40 (years) of litigation, mediation and administrative law experience. His practice which represents business and governmental clients includes cases involving employment issues, civil rights defense, regulatory matters, and contract and tort claims. He has represented and counseled governmental clients on a wide variety of matters, including governance, organization and fiscal issues, civil rights, regulation enforcement and employment. Before joining Hinshaw & Culbertson in 2003, Chairman Schmadeke served in senior positions in Illinois government. He was the General Counsel to the Illinois State Comptroller, where he advised the Comptroller on constitutional and statutory matters and fiscal affairs, and also conducted cases before the civil service board and handled litigation with cemeteries, funeral homes and other entities regulated by the Comptroller. He also worked 11 years for the Illinois Attorney General as Chief of the General Law Bureau, which represents all state agencies, officers and employees in federal and state litigation. In addition to supervising a staff of 21 attorneys and overseeing thousands of cases before federal and state courts and administrative tribunals, Chairman Schmadeke personally handled many cases involving civil rights, professional regulation and employment issues.



Dionne R. Hayden
Appointed May 26, 2021

Dionne R. Hayden is a seasoned corporate attorney with over 14 years of experience with corporate investigations involving various types of misconduct including fraud, embezzlement, ethics, compliance and policy violations. Member Hayden currently holds the position of Assistant Vice President of Employee Relations at CNA Insurance Company. Her role includes investigating and resolving a wide range of matters which may include misconduct, compliance, ethics, conflicts of interest and policy violations. Member Hayden began her career in private practice as a corporate litigator at McGuire Woods, LLP's Chicago office and later joined Miller Canfield, PLC. After more than a decade of work as a litigator, corporate counselor and investigator, Member Hayden left private practice to take a role as Senior Legal Counsel at the international corporate insurance company of Allianz Global Corporate & Specialty in their North American division in Chicago. During her career, Member Hayden has been recognized by Illinois Super Lawyers and Illinois Leading Lawyers and was named a Top 40 Labor and Employment Attorney under 40 in Illinois by the American Society of Legal Advocates. Member Hayden received her Bachelors of Science in Business Administration from the Katz Business School at the University of Pittsburgh and her law degree from Emory University School of Law in Atlanta, Georgia.

BOARD MEMBERS



Anthony Garcia

Appointed July 29, 2019


Anthony Garcia is an attorney serving as senior counsel for litigation and investigations at The Boeing Company where he manages litigation as well as supervises and conducts internal investigations implicating violations of the False Claims Act, Foreign Corrupt Practices Act, Anti-Kickback Statute, and other statutes. Member Garcia previously served as an Assistant U.S. Attorney in the Northern District of Illinois where he investigated and prosecuted violations of narcotics and weapons statutes, murder for hire, fraud, and export control statutes. Previously, he spent seven years at the U.S. Department of Justice, five years as a trial attorney for the Office of International Affairs and Counterespionage Section and two years as an attaché in Mexico City, working closely with senior U.S. and Mexican officials to combat transnational crime. Member Garcia also served as an Assistant State's Attorney in the Cook County State's Attorney's Office and as an Intelligence Analyst at the U.S. Central Intelligence Agency before attending law school. He received his Juris Doctor and Bachelor of Arts in International Studies from the University of Wyoming.



Jim Kolar

Appointed March 13, 2023

Jim Kolar has an almost 40 year career as an accountant. He recently retired from Pricewaterhouse Coopers (PwC) after 37 years. Member Kolar has a broad range of experience with corporation partnerships and joint ventures in a variety of sectors. Prior to his retirement, Member Kolar served as the Senior Relationships Partner on many large audit and non-audit clients in the pharma, consumer products, financial, construction and engineering service sectors. He has spent time on several boards as a member and chairperson for World Business Chicago, the Commercial Club of Chicago, the Illinois Chamber of Commerce, and the PwC Charitable Foundation Board. Member Kolar graduated with a Bachelor of Arts from the University of St. Thomas in Minnesota.



Sean Brannon

Appointed September 9, 2024

Sean Brannon retired from the Illinois State Police (ISP) as a Captain in July 2024 after more than 27 years of service. His most recent assignment was commanding ISP's Statewide Gaming Command while simultaneously serving as the Illinois Gaming Board's Deputy Administrator for Field Operations. During his ISP career, Member Brannon also worked as a Trooper, Special Agent, Sergeant, Master Sergeant, and Lieutenant. He is currently employed by the Illinois Fraternal Order of Police Labor Council. Member Brannon earned a Bachelor of Science degree in Law Enforcement Administration from Western Illinois University, where he attended on an Army R.O.T.C. scholarship. He subsequently received a Juris Doctor from Northern Illinois University College of Law. Member Brannon served for 10 years as a commissioned officer in the Illinois Army National Guard and U.S. Army Reserve.

EXECUTIVE STAFF



Marcus D. Fruchter
Administrator

Robert Burke
Deputy Administrator for Licensing

Tammy Compton
Acting Deputy Administrator for Finance & Audit

Trudy Curtis
Internal Controls Manager

Patricia Dominguez
Chief of Staff

Lieutenant William Doster
Deputy Administrator for Field Operations/ISP Statewide Gaming Commander

Daniel Gerber
General Counsel

Kevin High
Chief Fiscal Officer

Vernon E. Jakoby
Deputy Administrator for Human Resources

Elizabeth Kaufman
Director of Communications

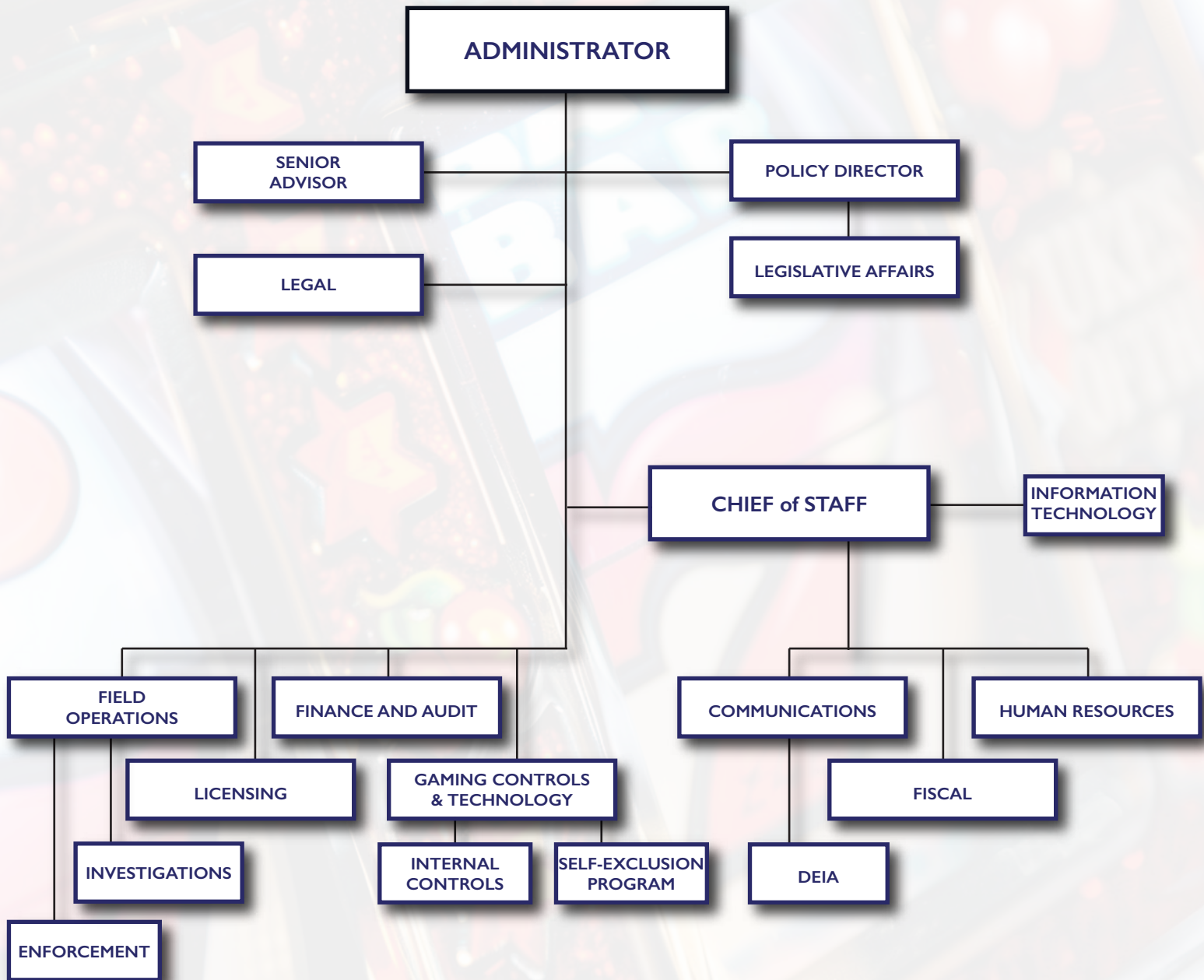
Agostino Lorenzini
Senior Advisor

Joe Miller
Policy Director

Gene O'Shea
Self-Exclusion Program Director

Jared Smith
Deputy Administrator for Gaming Controls & Technology

ORGANIZATIONAL CHART



BUDGET FY2024



The IGB's appropriated budget for Fiscal Year 2024 (FY24) was \$251.9 million, which represents a year-over-year increase of \$3.7 million.

For FY24, the IGB's distributions to units of local government for their respective shares of admissions and wagering taxes remained the same as the year prior. Although additional casinos opened statewide, there was an overall decrease in admissions and related wagering at the existing casinos.

The IGB's operations are almost entirely funded through casino revenue with minimal contributions from sports wagering and video gaming fees. P.A.101-31 and P.A. 101-648 created or expanded certain casino tax credits and rebates and lowered other casino taxes, thereby negatively impacting IGB casino revenue receipts.

Budget Items	FY24 Appropriation	FY25 Appropriation	FY24 and FY25 Comparison
Personal Services	\$17,095,600	\$17,456,000	\$360,400
Retirement	\$9,057,300	\$9,165,000	\$1,107,700
Social Security	\$681,600	\$647,000	\$(34,600)
Group Insurance	\$3,881,000	\$4,125,000	\$244,000
Contractual Services	\$700,000	\$700,000	\$-
Travel	\$25,000	\$25,000	\$-
Commodities	\$15,000	\$15,000	\$-
Printing	\$2,000	\$2,000	\$-
Equipment	\$50,000	\$50,000	\$-
Electronic Data Processing	\$1,700,000	\$1,336,000	\$(364,000)
Telecommunications	\$225,000	\$225,000	\$-
Operation of Auto Equipment	\$50,000	\$50,000	\$-
Lump Sum - ISP	\$15,000,000	\$15,550,000	\$550,000
Lump Sum - Video Gaming	\$24,000,200	\$23,044,000	\$(956,200)
Lump Sum - Sports Wagering	\$-	\$-	\$-
Lump Sum - Oversight and Regulation	\$20,354,100	\$20,000,000	\$(354,100)
Admissions & Wagering Tax	\$140,000,000	\$160,000,000	\$20,000,000
Refunds	\$50,000	\$50,000	\$-
Lump Sum - Sports Wagering	\$3,000,000	\$3,000,000	\$-
Privilege Tax - Sports Wagering	\$16,000,000	\$16,000,000	\$-
Totals	\$251,886,800	\$271,440,000	\$19,553,200

YEAR AT A GLANCE



The Illinois Gaming Board had a productive 2024 that included the opening of a permanent casino and the opening of a newly authorized casino. Additionally in 2024, the IGB opened two new sportsbooks and licensed a third sportsbook. The IGB also licensed 790 new video gaming establishments bringing the number of locations to nearly 8,700 statewide.

In 2024, Illinois was home to 16 casinos, 14 active sportsbooks, and a network of almost 8,700 licensed video gaming establishments.

Casino gambling, video gaming and sports wagering generated more than \$1.76 billion in total tax revenue to the State and local communities in calendar year 2024.

In 2024, the IGB filed more than 240 disciplinary complaints against licensees.

Total tax revenue from
January 1, 2024 through
December 31, 2024:

State taxes: \$1,496,019,133
Local taxes: \$271,013,820
Total taxes: \$1,767,032,953

BOARD MEETINGS



Illinois Gaming Board meetings are conducted pursuant to the Open Meetings Act. Meeting agendas are posted no less than 48 hours prior to the scheduled meeting date. Board meetings are typically held on the 5th floor of the Michael A. Bilandic Building, located at 160 N. LaSalle St., and live-streamed on the IGB website. The recorded meetings, meeting agendas, and meeting minutes are available for viewing on the IGB website. Links to the 2024 meetings appear below.

Thursday, February 08, 2024

[View recorded meeting](#)

[Open Meeting Agenda](#)

[Board Delegation Resolution](#)

[Open Meeting Minutes](#)

Thursday, March 14, 2024

[View recorded meeting](#)

[Open Meeting Agenda](#)

[Open Meeting Minutes](#)

Thursday, April 25, 2024

[View recorded meeting](#)

[Open Meeting Agenda](#)

[Open Meeting Minutes](#)

Thursday, June 06, 2024

[View recorded meeting](#)

[Open Meeting Agenda](#)

[Open Meeting Minutes](#)

Thursday, July 25, 2024

[Open Meeting Agenda](#)

Cancelled

Thursday, September 12, 2024

[View recorded meeting](#)

[Open Meeting Agenda](#)

[Open Meeting Minutes](#)

Thursday, October 24, 2024

[View recorded meeting](#)

[Open Meeting Agenda](#)

[Open Meeting Minutes](#)

Thursday, December 12, 2024

[View recorded meeting](#)

[Open Meeting Agenda](#)

[Open Meeting Minutes](#)

LEGISLATION



The sole item of enacted gaming legislation during 2024 was Public Act 103-0592 (House Bill 4951—103rd General Assembly) (P.A. 103-0592), effective June 7, 2024, which raised the tax rate on sports wagering. Before the enactment of this legislation, Master Sports Wagering licensees—the entities licensed to operate sports wagering facilities—paid a flat tax rate of 15% on all their Adjusted Sports Wagering Receipts (ASWR), defined as total gaming monies received from wagers minus winnings paid out. These tax revenues were initially deposited into the Sports Wagering Fund and then distributed to the Capital Projects Fund. Master Sports Wagering licensees located in Cook County remitted an additional 2% tax on wagers placed in Cook County. This local tax is distributed to Cook County.

Beginning July 1, 2024, P.A. 103-0592 implemented a sliding scale of sports wagering taxes. The new tax schedule ranges from 20% on the first \$30 million of a Master Sports Wagering facility's ASWR over a 12-month period (July 1 through June 30), to a high of 40% for ASWR in excess of \$200 million earned during that period. The new tax rates apply both to sports wagering carried on in-person at sports wagering facilities and online. Of the tax revenues collected under the new schedule, 58% are distributed to the General Revenue Fund and 42% to the Capital Projects Fund. The previously applied and additional 2% Cook County tax on sports wagering remains unchanged and continues to go to the county's criminal justice system.

P.A. 103-0592 raised the effective tax rate on Illinois sports wagering (the aggregate percentage of taxes paid on all sports wagering) from 15% under the previous law to between 34% and 35%. This is roughly on par with the flat 35% tax rate applied to Illinois video gaming and exceeds the approximately 20% effective tax rate on Illinois casino gaming.



RULES



CASINO GAMBLING

Chip Values

(Adopted rule published at 49 Ill. Reg. 747, January 17, 2025) Prior to the adoption of this rule, the Administrator could only authorize chip values in the denominations specified in casino Rule 3000.625 (a) (2). The specified values ranged from \$0.25 to \$5,000. This rule addresses various chip values which had not been updated in a number of years. Following an IGB review of the chip rule due to a number of requests from licensees, a proposed change was requested. The rule authorizes chip issuances in any value approved by the Administrator. Relevant to this rule are requests by multiple casinos to issue a chip valued at \$20,000.

VIDEO GAMING

Deactivations of video gaming terminals

(Adopted rule published at 48 Ill. Reg. 15438, November 1, 2024) This rule adds a new Section 1800.370 (Deactivation of Video Gaming Terminals). The new section authorizes the Administrator, following five days written notice, to deactivate the video gaming terminals (VGTs) of a licensed video gaming location that has failed to fulfill its duties under the Video Gaming Act (203 ILCS 40). Circumstances in which the Administrator may deactivate the VGTs of a location include, without limitation:

- Failure to timely pay a sum owed to the IGB.
- Lapse, expiration or inactivity of a liquor license.
- Failure to comply with a valid Board order; or
- An IGB investigation that reveals the location to be ineligible by statute or rule to operate VGTs.

As a condition for reactivation, locations whose VGTs have been deactivated shall be entitled to reactivation once the basis for deactivation has been removed and the location has paid a reactivation fee equal to the locations' annual license fee (currently \$100) and is assessed per video gaming terminal. A licensee is excused from paying a reactivation fee if it can establish by clear and convincing evidence that it did not cause the basis for the deactivation.

The purpose of the rule is to provide the IGB with an additional option for deactivation in regulating locations that have not fulfilled their duties and obligations but whose conduct does not rise to the level of a revocation. In these instances, the rulemaking will conserve staff resources by not requiring issuance of disciplinary complaints to achieve compliance.

Ticket In—Ticket Out (TITO)

(Adopted rule published at 49 Ill. Reg. 728, January 17, 2025) This rule will facilitate implementation of Ticket In—Ticket Out functionality, commonly referred to as TITO, to video gaming terminals across the State. It will also enable other technological changes and modernization initiatives that the IGB is developing in cooperation with video gaming stakeholders.

There is currently a difference in the statutory definition of "video gaming terminal" contained in the Video Gaming Act (230 ILCS 40/5) and the rule definition of this term contained in 11 Ill. Adm. Code 1800.110. The Act's definition allows the "insertion of cash, electronic cards or vouchers, or any combination thereof" to place a wager. Section 1800.110, as written before the enactment of this rule, narrowed this definition by only permitting the use of cash to place a wager. The proposed rule amends the rule definition of "video gaming terminal" to make it identical to the statutory definition.

SELF-EXCLUSION PROGRAM (SEP) FOR PROBLEM GAMBLERS



In 2002, the IGB implemented a voluntary Self-Exclusion Program (SEP) for Problem Gamblers. The program was created to help compulsive gamblers regain control of their lives and give them the ability to ban themselves from Illinois casinos. In 2020, the program was expanded to include all Illinois online and retail sportsbooks. In 2024, a total of 450 persons enrolled in the Self-Exclusion Program, bringing the total accumulative enrollment between 2002-2024 to a total of 15,520.

The IGB maintains a confidential SEP database that contains identifying information about each person who enrolls in the program. Key information is shared with licensees to ensure that those who have self-excluded cannot cash checks or obtain credit at any Illinois casino. In addition, the State's casinos are prohibited from sending marketing material to persons on the SEP List.

At the time of enrollment in the Self-Exclusion

Program, a self-excluded person agrees not to enter or gamble at any casino in Illinois. Additionally, if they are caught returning to an Illinois casino, self-excluded persons agree to donate all chips, tokens, and vouchers in their possession to the Illinois Department of Human Services (IDHS) designated agencies, including organizations such as the Illinois Council on Problem Gambling and the Illinois Institute for Addiction Recovery.

By the end of 2024, persons who were enrolled in the Self-Exclusion Program and subsequently returned to Illinois casinos had donated approximately \$3,034,749 in gambling proceeds to the IDHS designated organizations.

Anyone interested in enrolling in the Self-Exclusion Program must do so in-person at sanctioned enrollment sites. More information on the enrollment process and enrollment site locations can be found on the [SEP page](#) of the IGB's website.



Between 2002-2024
a total of
15,520
people enrolled in the
Self-Exclusion Program

Please visit the IGB website's [Help for Problem Gamblers](#) page for problem gambler resources and more information on the IGB's Self-Exclusion Program.

For information about the Illinois Department of Human Services Division of Substance Use Prevention and Recovery Program, you can visit [Are You Really Winning?](#) Problem gambling counseling and referral services can be accessed by calling 1-800-GAMBLER (1-800-426-2537) or by texting GAMB to 833234.

DIVERSITY, EQUITY, INCLUSION & ACCESSIBILITY (DEIA)



The Illinois Gaming Board is committed to diversity, equity, inclusion, and accessibility (DEIA) and seeks to ensure a respectful and welcoming workplace where all individuals, regardless of national origin, race, religion, gender, age, physical disability, geography, or sexual orientation, feel a sense of belonging and are treated with dignity, fairness, and respect. The IGB values a variety of perspectives, backgrounds, and experiences that the agency's employees have and believe help to foster an innovative environment which contributes to the successful regulatory work of the IGB.

2024 DEIA EVENTS

Heritage Months

Throughout 2024, the IGB celebrated State-designated heritage months by hosting events and delivering agencywide articles on individuals who made an impact on their communities.

As part of Black History Month, the IGB hosted its first ever Black History Month Celebration and Educational event honoring former Illinois Secretary of State Jesse White. This inaugural event, held in February, promoted inclusion, community, and workforce comradery with IGB staff attending in-person and via live stream. DEIA Program Manager Dovie Shelby opened the event and Administrator Fruchter introduced Secretary White. Licensing Division Office Coordinator Dwayne Taylor then moderated the event.

Some other individuals featured during Hispanic and Native American Heritage Months were Dean Pedro Nungaray, Associate Dean at Harold Washington College and Josee Starr, Operations Manager for the Gichigamiin Indigenous Nations Museum in Evanston.

In 2024, as part of IGB's partnership with Central Management Services (CMS) and its Diversity and Inclusion Community Partner Internship Program, IGB hired its first ever DEIA Intern.



From left to right: Licensing Division Office Coordinator Dwayne Taylor, DEIA Program Manager Dovie Shelby, former Illinois Secretary of State Jesse White, and Administrator Marcus Fruchter.

DIVERSITY, EQUITY, INCLUSION & ACCESSIBILITY (DEIA)



Service Award Recognition Program

The IGB kicked off its first ever Service Award Recognition Program honoring more than 160 employees which included celebrations for three employees who served for more than 30 years. The new program salutes important time-in-service milestones for personnel at the IGB. People with five or more years of service received a Certificate of Appreciation and a service anniversary pin. Those with more than 25 years of service received a special award and celebration.



Administrator Fruchter (center) presents Internal Controls Manager Trudy Curtis (left) and Deputy Administrator of Licensing Bob Burke (right) their 30-year service awards.



Administrator Fruchter (left) presents Fiscal Administrative Assistant Julie Stoecker (right) with her 25-year and 30-year service awards.

Job Fair Participation

As part of the IGB's mission to grow its diverse and inclusive workplace, the IGB participated in 10 job fairs across the State in 2024. One of the job fairs that the IGB participated in was the Village of Richton Park Job Fair which was held in partnership with the Illinois Department of Employment Security and the National Able Network. More than 220 job seekers attended the event. The IGB also took part in the South Suburban Hiring Event at the Dixmoor Community Center where more than 300 job seekers attended.



Members of the community attend the Richton Park Job Fair.



IGB Special Agent Brandi Forgue at the job fair in Dixmoor.



Illinois Gaming Board CASINO GAMBLING

In 2024, two casinos opened.

Hard Rock Casino Rockford opened its new facility on August 29, 2024.

Wind Creek Chicago Southland in East Hazel Crest opened on November 11, 2024.



CASINO LICENSEES

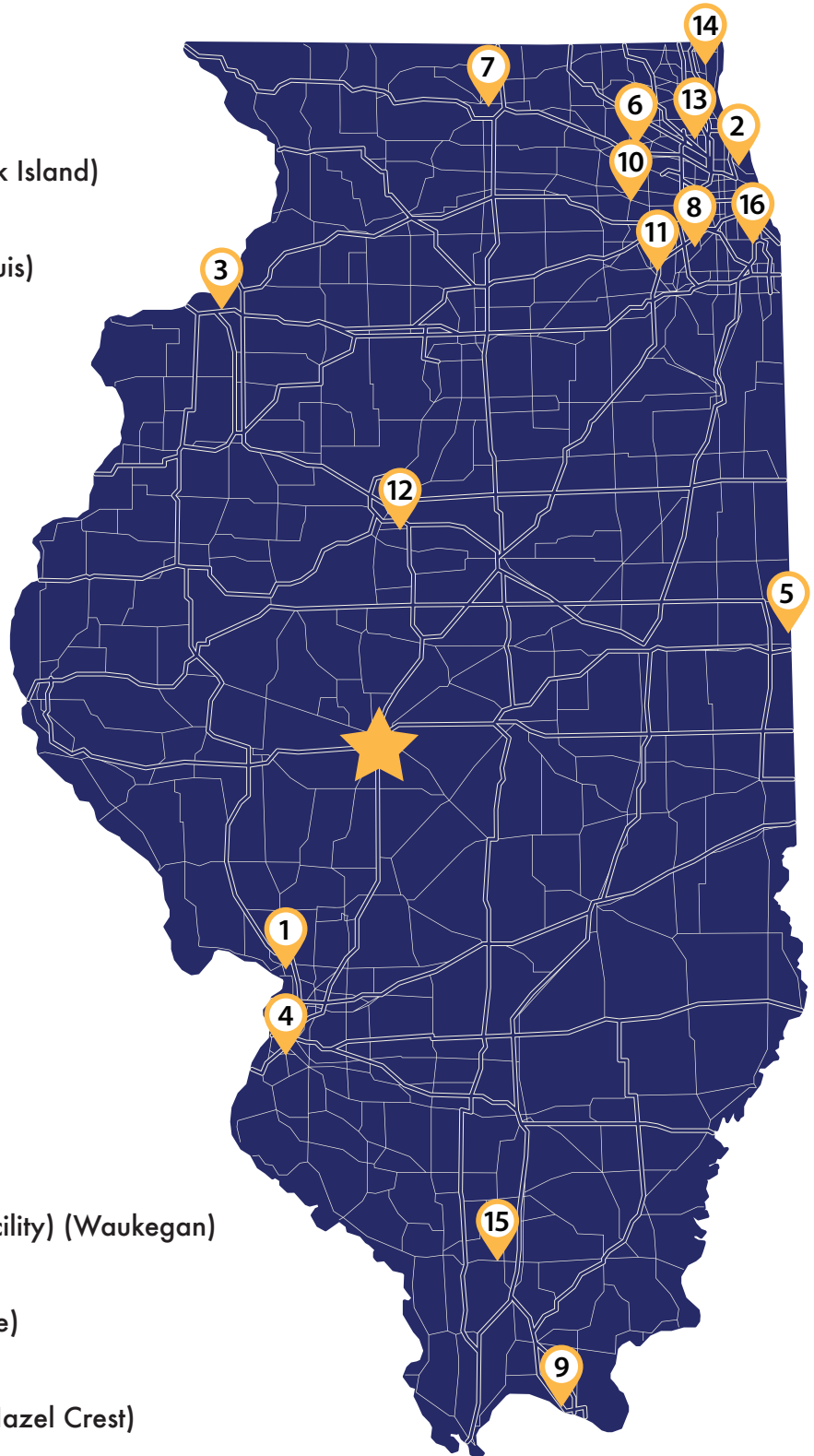


1. 815 Entertainment LLC
d/b/a Hard Rock Casino Rockford
2. Alton Casino, LLC
d/b/a Argosy Casino Alton
3. Bally's Chicago Operating Company, LLC
d/b/a Bally's Chicago Casino
4. Casino Queen, Inc.
d/b/a DraftKings at Casino Queen
5. Danville Development, LLC
d/b/a Golden Nugget Danville
6. Des Plaines Development Limited Partnership
d/b/a Harrah's Joliet Casino & Hotel
7. Elgin Riverboat Resort
d/b/a Grand Victoria Casino
8. FHR-Illinois LLC
d/b/a American Place Casino
9. HC Aurora, LLC
d/b/a Hollywood Casino Aurora
10. HC Joliet, LLC
d/b/a Hollywood Casino Joliet
11. Midwest Gaming & Entertainment, LLC
d/b/a Rivers Casino Des Plaines
12. Par-A-Dice Gaming Corporation
d/b/a Par-A-Dice Hotel Casino
13. Southern Illinois Riverboat/Casino Cruises LLC
d/b/a Harrah's Metropolis Casino
14. The Rock Island Boatworks, LLC
d/b/a Bally's Quad Cities Casino & Hotel
15. Walker's Bluff Casino Resort, LLC
d/b/a Walker's Bluff Casino Resort
16. Wind Creek IL LLC
d/b/a Wind Creek Chicago Southland

ILLINOIS CASINOS 2024



1. Argosy Casino Alton
Opened September 11, 1991
2. Bally's Chicago (Temporary Facility)
Opened September 9, 2023
3. Bally's Quad Cities Casino & Hotel (Rock Island)
Opened March 11, 1992
4. DraftKings at Casino Queen (East St. Louis)
Opened June 23, 1993
5. Golden Nugget Danville
Opened May 27, 2023
6. Grand Victoria Casino (Elgin)
Opened October 6, 1994
7. Hard Rock Casino Rockford
Opened November 8, 2021
8. Harrah's Joliet Casino & Hotel
Opened May 4, 1993
9. Harrah's Metropolis Casino
Opened February 23, 1993
10. Hollywood Casino Aurora
Opened June 17, 1993
11. Hollywood Casino Joliet
Opened June 17, 1992
12. Par-A-Dice Hotel Casino (East Peoria)
Opened November 20, 1991
13. Rivers Casino Des Plaines
Opened July 18, 2011
14. American Place Casino (Temporary Facility) (Waukegan)
Opened February 17, 2023
15. Walker's Bluff Casino Resort (Carterville)
Opened August 25, 2023
16. Wind Creek Chicago Southland (East Hazel Crest)
Opened November 11, 2024



CASINO GAMBLING

YEAR IN REVIEW 2024



Casino gambling grew in 2024 as a permanent casino and a newly authorized casino opened in Illinois, bringing the total to 16 casinos statewide.

The permanent Hard Rock Casino Rockford opened in August and Wind Creek Chicago Southland Casino in East Hazel Crest opened in November.

The IGB continued to regulate the existing casino operators in Illinois along with all related licensees.

According to the Committee on Governmental Forecasting and Accountability (COGFA), statewide adjusted gross receipts (AGR) for Illinois casinos increased 13.2% in Fiscal Year

2024 (FY24).

COGFA's report mentions that "With this growth, the FY24 AGR total grew beyond pre-pandemic levels and appears to indicate a reversal of the generally downward trend of casino revenues over the past decade."


In addition, \$158 million in casino tax revenues were transferred to the State's Education Assistance Fund.

During 2024, the IGB continued its many licensing and regulatory activities pertaining to casinos. The below chart shows the total number of license approvals, denials and renewals for 2024.

Casino Gambling License Applications

License Type	Feb	Mar	Apr	Jun	Sep	Oct	Dec	Total
Casino Owners License							1	1
Owners License Preliminary Suitability								0
Casino Supplier			2					2
Casino Supplier Denial								0
Casino Level 1	3		3	4	4		2	16
Casino Level 2	78	73	76	100	114	38	96	575
Casino Level 3	97	99	86	136	126	70	161	775
Casino Level 2/3 Denials	8	1	7	9	4	1	3	33
Casino Key Person Approvals	14	3	5	1	12		1	136
TOTAL	200	176	179	250	260	109	264	1,438

ARGOSY CASINO ALTON



Alton Casino, LLC
d/b/a Argosy Casino Alton
1 Piasa St., Alton, IL 62002
Tel: (800) 711-4263

ARGOSY
CASINO ♦ ALTON

First Licensed - October 1991

Last Renewed - October 2023

Next Renewal - October 2027

Gambling Space

23,000 Sq Ft.

Capacity

1,500

Gambling Positions

502

Employees

172

2024 HIGHLIGHTS

Yearly Admissions: 414,195

Gross Receipts per Admission: \$82.20

Average Daily Admissions: 1,132

Total Gross Receipts: \$34,048,399

**Total tax revenue from
January 1, 2024 through
December 31, 2024:**

State Share of Taxes: \$4,721,664

Local Share of Taxes: \$2,119,616

Total taxes: \$6,841,280

BALLY'S CHICAGO (Temporary Facility)



Bally's Chicago Operating Company, LLC
d/b/a Bally's Chicago Casino
600 N. Wabash Ave., Chicago, IL 60611
Tel: (888) 822-2559

Bally's
CHICAGO

First Licensed - October 2023

Last Renewed - N/A

Next Renewal - October 2027

Gambling Space

34,894 Sq Ft.

Capacity

3,880

Gambling Positions

961

Employees

715

2024 HIGHLIGHTS

Yearly Admissions: 1,362,410

Gross Receipts per Admission: \$91.70

Average Daily Admissions: 3,722

Total Gross Receipts: \$124,937,833

**Total tax revenue from
January 1, 2024 through
December 31, 2024:**

State Share of Taxes: \$19,681,491

Local Share of Taxes: \$16,088,768

Total taxes: \$35,770,259

BALLY'S QUAD CITIES CASINO & HOTEL



The Rock Island Boatworks, LLC
d/b/a Bally's Quad Cities Casino & Hotel
777 Bally Blvd., Rock Island, IL 61201
Tel: (800) 477-7747

Bally

First Licensed - May 1992

Last Renewed - June 2023 (retroactive to May 2023)

Next Renewal - May 2027

Gambling Space

42,300 Sq Ft.

Capacity

3,355

Gambling Positions

778

Employees

335

2024 HIGHLIGHTS

Yearly Admissions: 695,237

Gross Receipts per Admission: \$86.88

Average Daily Admissions: 1,900

Total Gross Receipts: \$60,399,487

**Total tax revenue from
January 1, 2024 through
December 31, 2024:**

State Share of Taxes: \$9,483,112

Local Share of Taxes: \$3,715,211

Total taxes: \$13,198,323

DRAFTKINGS AT CASINO QUEEN



Casino Queen Inc.
d/b/a DraftKings at Casino Queen
200 S. Front St., East St. Louis, IL 62201
Tel: (800) 777-0777



First Licensed - July 1993

Last Renewed - July 2021

Next Renewal - July 2025

Gambling Space
40,000 Sq Ft.

Capacity
3,525

Gambling Positions

968

Employees

462

2024 HIGHLIGHTS

Yearly Admissions: 851,427

Gross Receipts per Admission: \$100.95

Average Daily Admissions: 2,326

Total Gross Receipts: \$85,953,176

**Total tax revenue from
January 1, 2024 through
December 31, 2024:**

State Share of Taxes: \$14,277,041

Local Share of Taxes: \$5,149,085

Total taxes: \$19,426,126

GOLDEN NUGGET DANVILLE



Danville Development, LLC
d/b/a Golden Nugget Danville
204 Eastgate Dr., Danville, IL 61834
Tel: (217) 271-8200



First Licensed - October 2023

Last Renewed - N/A

Next Renewal - October 2027

Gambling Space

19,489 Sq Ft.

Capacity

1,848

Gambling Positions

498

Employees

218

2024 HIGHLIGHTS

Yearly Admissions: 335,297

Gross Receipts per Admission: \$110.84

Average Daily Admissions: 916

Total Gross Receipts: \$37,165,810

**Total tax revenue from
January 1, 2024 through
December 31, 2024:**

State Share of Taxes: \$4,929,581

Local Share of Taxes: \$2,193,588

Total taxes: \$7,123,169

GRAND VICTORIA CASINO



First Licensed - October 1994

Last Renewed - October 2024

Next Renewal - October 2028

Gambling Space

29,850 Sq Ft.

Capacity

2,945

Gambling Positions

910

Employees

490

Elgin Riverboat Resort - Riverboat Casino
d/b/a Grand Victoria Casino
250 S. Grove Ave., Elgin, IL 60120
Tel: (847) 468-7000

2024 HIGHLIGHTS

Yearly Admissions: 933,951

Gross Receipts per Admission: \$148.64

Average Daily Admissions: 2,552

Total Gross Receipts: \$138,822,047

**Total tax revenue from
January 1, 2024 through
December 31, 2024:**

State Share of Taxes: \$27,765,262

Local Share of Taxes: \$7,875,053

Total taxes: \$35,640,315

HARD ROCK CASINO ROCKFORD



815 Entertainment, LLC
d/b/a Hard Rock Casino Rockford
7801 E. State St., Rockford, IL 61108
Tel: (779) 269-9010



First Licensed - January 2022

Last Renewed - N/A

Next Renewal - January 2026

Gambling Space

67,000 Sq Ft.

Capacity

9,338

Gambling Positions

1,438

Employees

909

2024 HIGHLIGHTS

Yearly Admissions: 949,475

Gross Receipts per Admission: \$102.79

Average Daily Admissions: 2,713

Total Gross Receipts: \$97,600,130

**Total tax revenue from
January 1, 2024 through
December 31, 2024:**

State Share of Taxes: \$18,912,631

Local Share of Taxes: \$5,829,482

Total taxes: \$24,742,113

HARRAH'S JOLIET CASINO & HOTEL



Des Plaines Development Limited Partnership
d/b/a Harrah's Joliet Casino & Hotel
151 N. Joliet St., Joliet, IL 60432
Tel: (800) 427-7247

Harrah's[®]

First Licensed - August 1993

Last Renewed - September 2023

Next Renewal - September 2027

Gambling Space

39,000 Sq Ft.

Capacity

2,500

Gambling Positions

780

Employees

455

2024 HIGHLIGHTS

Yearly Admissions: 686,602

Gross Receipts per Admission: \$181.50

Average Daily Admissions: 1,876

Total Gross Receipts: \$124,616,258

**Total tax revenue from
January 1, 2024 through
December 31, 2024:**

State Share of Taxes: \$24,668,441

Local Share of Taxes: \$6,917,415

Total taxes: \$31,585,856

HARRAH'S METROPOLIS CASINO



Southern Illinois Riverboat/Casino Cruises, LLC
d/b/a Harrah's Metropolis Casino
100 E. Front St., Metropolis, IL 62960
Tel: (800) 935-7700

Harrah's[®]

First Licensed - February 1993

Last Renewed - February 2025

Next Renewal - February 2029

Gambling Space

23,519 Sq Ft.

Capacity

2,415

Gambling Positions

643

Employees

315

2024 HIGHLIGHTS

Yearly Admissions: 397,051

Gross Receipts per Admission: \$145.99

Average Daily Admissions: 1,085

Total Gross Receipts: \$57,965,059

**Total tax revenue from
January 1, 2024 through
December 31, 2024:**

State Share of Taxes: \$8,294,310

Local Share of Taxes: \$3,295,304

Total taxes: \$11,589,614

HOLLYWOOD CASINO AURORA



HC Aurora, LLC
d/b/a Hollywood Casino Aurora
1 W. New York St., Aurora, IL 60506
Tel: (800) 888-7777

HOLLYWOOD
Casino
— AURORA —

First Licensed - July 1993

Last Renewed - December 2022

Next Renewal - December 2026

Gambling Space

41,384 Sq Ft.

Capacity

13,506

Gambling Positions

976

Employees

402

2024 HIGHLIGHTS

Yearly Admissions: 853,357

Gross Receipts per Admission: \$116.37

Average Daily Admissions: 2,332

Total Gross Receipts: \$99,302,237

**Total tax revenue from
January 1, 2024 through
December 31, 2024:**

State Share of Taxes: \$17,143,517

Local Share of Taxes: \$5,818,469

Total taxes: \$22,961,986

HOLLYWOOD CASINO JOLIET



HC Joliet, LLC
d/b/a Hollywood Casino Joliet
777 Hollywood Blvd., Joliet, IL 60436
Tel: (888) 436-7737

HOLLYWOOD
Casino

— JOLIET, IL —

First Licensed - July 1992

Last Renewed - July 2022

Next Renewal - December 2026

Gambling Space

50,000 Sq Ft.

Capacity

4,100

Gambling Positions

953

Employees

424

2024 HIGHLIGHTS

Yearly Admissions: 662,363

Gross Receipts per Admission: \$136.35

Average Daily Admissions: 1,810

Total Gross Receipts: \$90,310,402

**Total tax revenue from
January 1, 2024 through
December 31, 2024:**

State Share of Taxes: \$16,111,263

Local Share of Taxes: \$5,177,883

Total taxes: \$21,289,146

PAR-A-DICE HOTEL CASINO



PAR-A-DICE
HOTEL · CASINO

First Licensed - February 1992

Last Renewed - March 2024

Next Renewal - March 2028

Gambling Space

26,116 Sq Ft.

Capacity

1,800

Gambling Positions

605

Employees

440

Par-A-Dice Gaming Corporation
d/b/a Par-A-Dice Hotel Casino
21 Blackjack Blvd., East Peoria, IL 61611
Tel: (800) 332-5634

2024 HIGHLIGHTS

Yearly Admissions: 425,362

Gross Receipts per Admission: \$142.17

Average Daily Admissions: 1,162

Total Gross Receipts: \$60,472,968

**Total tax revenue from
January 1, 2024 through
December 31, 2024:**

State Share of Taxes: \$8,820,246

Local Share of Taxes: \$3,447,442

Total taxes: \$12,267,288

RIVERS CASINO DES PLAINES



Midwest Gaming and Entertainment, LLC
d/b/a Rivers Casino Des Plaines
3000 S. River Rd., Des Plaines, IL 60018
Tel: (847) 795-0777



First Licensed - August 2011

Last Renewed - Sep. 2024 (retroactive to Aug. 2024)

Next Renewal - August 2028

Gambling Space

78,500 Sq Ft.

Capacity

28,712

Gambling Positions

1,999

Employees

1,856

2024 HIGHLIGHTS

Yearly Admissions: 3,069,418

Gross Receipts per Admission: \$168.15

Average Daily Admissions: 8,386

Total Gross Receipts: \$516,122,583

**Total tax revenue from
January 1, 2024 through
December 31, 2024:**

State Share of Taxes: \$144,206,564

Local Share of Taxes: \$28,875,547

Total taxes: \$173,082,111

AMERICAN PLACE CASINO (Temporary Facility)



FHR-Illinois, LLC

d/b/a American Place Casino (Temporary Facility)

4011 Fountain Square Pl., Waukegan, IL 60085

Tel: (773) 477-9515

THE Temporary
BY AMERICAN
PLACE

First Licensed - June 2023

Last Renewed - N/A

Next Renewal - June 2027

Gambling Space

70,000 Sq Ft.

Capacity

2,992

Gambling Positions

1,075

Employees

651

2024 HIGHLIGHTS

Yearly Admissions: 807,355

Gross Receipts per Admission: \$133.83

Average Daily Admissions: 2,206

Total Gross Receipts: \$108,051,264

**Total tax revenue from
January 1, 2024 through
December 31, 2024:**

State Share of Taxes: \$19,430,651

Local Share of Taxes: \$6,209,918

Total taxes: \$25,640,569

WALKERS BLUFF CASINO RESORT



Walker's Bluff Casino Resort, LLC
d/b/a Walker's Bluff Casino Resort
777 Walkers Bluff Way, Carterville, IL 62918
Tel: (618) 993-7777

WALKER'S BLUFF
CASINO RESORT
CLUB

First Licensed - October 2023

Last Renewed - N/A

Next Renewal - October 2027

Gambling Space

36,314 Sq Ft.

Capacity

2,819

Gambling Positions

664

Employees

350

2024 HIGHLIGHTS

Yearly Admissions: 296,263

Gross Receipts per Admission: \$108.09

Average Daily Admissions: 809

Total Gross Receipts: \$32,024,162

**Total tax revenue from
January 1, 2024 through
December 31, 2024:**

State Share of Taxes: \$4,047,437

Local Share of Taxes: \$1,897,300

Total taxes: \$5,944,737

WIND CREEK CHICAGO SOUTHLAND



Wind Creek IL LLC
d/b/a Wind Creek Chicago Southland
17300 S. Halsted St., East Hazel Crest, IL 60429
Tel: (866) 946-3361



First Licensed - December 2024

Last Renewed - N/A

Next Renewal - December 2028

Gambling Space

81,266 Sq Ft.

Capacity

6,541

Gambling Positions

1,621

Employees

988

2024 HIGHLIGHTS

Yearly Admissions: 277,440

Gross Receipts per Admission: \$77.19

Average Daily Admissions: 5,235

Total Gross Receipts: \$21,414,682

**Total tax revenue from
November 11, 2024 through
December 31, 2024:**

State Share of Taxes: \$2,696,348

Local Share of Taxes: \$1,348,174

Total taxes: \$4,044,522

CASINO SUMMARY JANUARY - DECEMBER 2024



Casino	Square Feet	Admissions	Operating Days	Table Game AGR	EGD AGR	Total AGR	State Share	Local Share
815 Entertainment, LLC	67,000	949,475	350	\$9,722,029	\$87,878,101	\$97,600,130	\$18,912,631	\$5,829,482
Alton Casino, LLC	23,000	414,195	366	\$2,495,930	\$31,552,469	\$34,048,399	\$4,721,664	\$2,119,616
Bally's Chicago Operating Company, LLC	34,894	1,362,410	366	\$47,710,521	\$77,227,312	\$124,937,833	\$19,681,491	\$16,088,768
Casino Queen, Inc	40,000	851,427	366	\$19,036,051	\$66,917,125	\$85,953,176	\$14,277,041	\$5,149,085
Danville Development, LLC	19,489	335,297	366	\$4,933,728	\$32,232,082	\$37,165,810	\$4,929,581	\$2,193,588
Des Plaines Development Limited Partnership	39,000	686,602	366	\$18,133,541	\$106,482,717	\$124,616,258	\$24,668,441	\$6,917,415
Elgin Riverboat Casino	29,850	933,951	366	\$27,684,600	\$111,137,447	\$138,822,047	\$27,765,262	\$7,875,053
FHR-Illinois, LLC	70,000	807,355	366	\$21,560,892	\$86,490,372	\$108,051,264	\$19,430,651	\$6,209,918
HC Aurora, LLC	41,384	853,357	366	\$21,407,498	\$77,894,739	\$99,302,237	\$17,143,517	\$5,818,469
HC Joliet, LLC	50,000	662,363	366	\$10,993,280	\$79,317,122	\$90,310,402	\$16,111,263	\$5,177,883
Midwest Gaming & Entertainment, LLC	78,500	3,069,418	366	\$195,208,113	\$320,914,470	\$516,122,583	\$144,206,564	\$28,875,547
Par-A-Dice Gaming Corporation	26,116	425,362	366	\$10,107,713	\$50,365,254	\$60,472,968	\$8,820,246	\$3,447,442
Southern Illinois Riverboat Casino Cruises, LLC	23,519	397,051	366	\$10,249,025	\$47,716,034	\$57,965,059	\$8,294,310	\$3,295,304
The Rock Island Boatworks, LLC	42,300	695,237	366	\$3,416,075	\$56,983,412	\$60,399,487	\$9,483,112	\$3,715,211
Walker's Bluff Casino Resort, LLC	36,314	296,263	366	\$3,657,225	\$28,366,937	\$32,024,162	\$4,047,437	\$1,897,300
Wind Creek IL LLC	81,266	277,440	53	\$5,686,121	\$15,728,562	\$21,414,682	\$2,696,348	\$1,348,174
TOTAL	702,632	13,017,203	-	\$412,002,343	\$1,277,204,154	\$1,689,206,497	\$345,189,559	\$105,958,256

APPROVED CASINO GAMES 2024



- **Baccarat/Mini-Baccarat**

- Dai Bacc
- Dragon Bonus
- EZ Baccarat
- Five Treasures

- **Big Six**

- **Blackjack/21**

- 21+3 Classic
- 21+3 Classic - TOP 3
- 21+3 Xtreme
- 21+3 Xtreme - TOP 3
- Alternative Blackjack
- Bet the Set 21
- Blazing 7's Progressive
- Casino Surrender
- Double Exposure 21
- Free Bet Blackjack with Pot of Gold
- House Money
- Lucky Ladies
- Lucky Lucky
- Perfect Pairs
- TriLux Bonus
- TriLux Super 3
- Zombie Blackjack

- **Cajun Stud**

- **Caribbean Draw Poker**

- **Caribbean Stud Poker**

- **Craps**

- Bonus Craps
- Craps for Cash Option
- Craps No More
- Dice-Ology
- Fire Bet
- Muggsy's Corner

- **DJ Wild Stud Poker**

- Two-way Bad Beat

- **Four Card Poker**

- 6 Card Bonus
- Four Card Poker Bad Beat Bonus

- **Give-away**

- **High Card Flush**

- **I Luv Suits**

- **Let It Ride Bonus**

- 3 Card Bonus

- **Let It Ride Poker**

- 3 Card Bonus

- **Mississippi Stud**

- 3 Card Bonus
- 6 Card Bonus

- **Multi-Action Blackjack**

- **Pai Gow**

- **Pai Gow Poker**

- Face Up Pai Gow Poker
- Fortune Pai Gow Poker

- **Pai Gow Tiles**

- **Poker**

- Poker-Bad Beat

- **Red Dog**

- **Roulette**

- 2G'S
- Triple Zero Roulette

- **Royal Match 21**

- **Sic Bo**

- **Single Hand 21**

- **Spanish 21**

- **Texas Hold'em Bonus Poker**

- **Three Card Poker**

- Three Card Poker - 6 Card Bonus
- Three Card Poker - Progressive

- **Twenty-One Super Bucks**

- **Ultimate Texas Hold'em**

- 6 Card Bonus
- Ultimate Pairs Bonus

- **War**

- Wild Aruba Stud

Electronic Gaming Devices

- Single and Multiple Position, Multi-Game Video Electronic Gaming Device

- Single and Multiple Position, Reel-Type Electronic Gaming Device

- Single and Multiple Position, Single-Game Video Electronic Gaming Device

CASINO DISTRIBUTIONS TO LOCAL GOVERNMENTS 2024



State Share	Admissions	Wagering Tax	TOTAL
2024	\$25,339,169	\$319,850,390	\$345,189,559
2023	\$21,469,561	\$298,827,783	\$320,297,344
% change	18.02%	7.04%	7.77%

Local Share	Admissions	Wagering Tax	TOTAL
2024	\$13,017,203	\$92,941,053	\$105,958,256
2023	\$11,099,435	\$77,314,270	\$88,413,705
% change	17.28%	20.21%	19.84%

Casino	2024	2023	2022	2021	2020
815 Entertainment, LLC	\$5,829,482	\$4,069,358	\$3,201,324	\$504,361	\$-
Alton Casino, LLC	\$2,119,616	\$2,136,981	\$1,972,275	\$1,965,480	\$588,869
Bally's Chicago Operating Company, LLC	\$16,088,768	\$3,106,326	\$-	\$-	\$-
Casino Queen, Inc.	\$5,149,085	\$4,811,525	\$4,790,950	\$4,196,653	\$1,356,668
Danville Development, LLC	\$2,193,588	\$1,332,425	\$-	\$-	\$-
Des Plaines Development Limited Partnership	\$6,917,415	\$7,306,443	\$7,487,749	\$7,584,136	\$2,445,011
Elgin Riverboat Resort	\$7,875,053	\$8,451,409	\$8,644,699	\$7,985,863	\$2,357,988
FHR-Illinois, LLC	\$6,209,918	\$4,457,348	\$-	\$-	\$-
HC Aurora, LLC	\$5,818,469	\$5,733,283	\$5,812,508	\$5,495,026	\$1,663,188
HC Joliet, LLC	\$5,177,883	\$5,249,978	\$5,006,404	\$4,753,565	\$1,562,664
Midwest Gaming & Entertainment, LLC	\$28,875,547	\$30,020,923	\$29,223,842	\$25,224,001	\$7,754,963
Par-A-Dice Gaming Corporation	\$3,447,442	\$3,615,010	\$3,467,539	\$3,501,634	\$1,060,642
Southern Illinois, Riverboat/ Casino Cruises, LLC	\$3,295,304	\$3,680,137	\$3,545,478	\$3,269,818	\$1,206,917
The Rock Island Boatworks, LLC	\$3,715,211	\$3,806,810	\$3,384,076	\$2,541,583	\$782,741
Walker's Bluff Casino Resort, LLC	\$1,897,300	\$635,749	\$-	\$-	\$-
Wind Creek IL LLC	\$1,348,174	\$-	\$-	\$-	\$-
TOTAL	\$105,958,256	\$88,413,705	\$76,536,843	\$67,022,121	\$20,779,653

CASINO DISTRIBUTIONS TO COOK COUNTY 2024



Casino	2024	2023	2022	2021	2020
815 Entertainment, LLC	\$1,952,003	\$1,382,498	\$1,094,945	\$169,342	\$-
Alton Casino, LLC	\$-	\$-	\$-	\$-	\$-
Bally's Chicago Operating Company, LLC	\$2,714,881	\$607,951	\$-	\$-	\$-
Casino Queen, Inc.	\$-	\$-	\$-	\$-	\$-
Danville Development, LLC	\$743,316	\$441,677	\$-	\$-	\$-
Des Plaines Development Limited Partnership	\$-	\$-	\$-	\$-	\$-
Elgin Riverboat Resort	\$-	\$-	\$-	\$-	\$-
FHR-Illinois, LLC	\$2,161,025	\$1,522,461	\$-	\$-	\$-
HC Aurora, LLC	\$-	\$-	\$-	\$-	\$-
HC Joliet, LLC	\$-	\$0	\$-	\$-	\$-
Midwest Gaming & Entertainment, LLC	\$10,322,452	\$10,773,360	\$10,574,770	\$9,160,721	\$4,613,141
Par-A-Dice Gaming Corporation	\$-	\$-	\$-	\$-	\$-
Southern Illinois, Riverboat/ Casino Cruises, LLC	\$-	\$-	\$-	\$-	\$-
The Rock Island Boatworks, LLC	\$-	\$-	\$-	\$-	\$-
Walker's Bluff Casino Resort, LLC	\$640,415	\$213,256	\$-	\$-	\$-
Wind Creek IL LLC	\$ 428,294	\$-	\$-	\$-	\$-

TABLE GAME SUMMARY 2024



Casino	Baccarat	Mini Baccarat	Big Six	Blackjack 21	Blackjack 21 Plus 3	Royal Match BJ	Craps	High Card Flush	Let It Ride	Let It Ride Bonus	Mississippi Stud
815 Entertainment, LLC	0	3	0	0	11	0	2	1	0	0	2
Alton Casino, LLC	0	0	0	0	4	0	1	0	0	0	0
Bally's Chicago Operating Company, LLC	12	2	0	24	0	0	4	1	0	0	2
Casino Queen, Inc.	0	2	0	14	0	0	4	0	0	0	1
Danville Development, LLC	0	1	0	5	3	0	1	0	0	0	1
Des Plaines Development Limited Partnership	0	1	0	1	7	0	2	1	0	0	1
Elgin Riverboat Resort	0	2	0	11	0	0	2	1	0	0	2
FHR-Illinois, LLC	4	0	0	20	0	0	4	1	0	0	1
HC Aurora, LLC	0	5	0	12	0	0	2	0	0	0	1
HC Joliet, LLC	0	1	0	6	0	0	1	1	0	0	1
Midwest Gaming & Entertainment, LLC	0	25	0	0	31	0	7	1	0	0	6
Par-A-Dice Gaming Corporation	0	1	0	0	8	0	2	0	0	0	2
Southern Illinois Riverboat/ Casino Cruises, LLC	0	2	0	0	6	0	2	1	0	0	1
The Rock Island Boatworks, LLC	0	0	0	7	0	0	2	0	0	0	1
Walker's Bluff Casino Resort, LLC	0	1	0	0	8	0	1	0	0	0	1
Wind Creek IL LLC	8	4	1	18	0	0	4	1	0	0	1
TOTAL	24	50	1	118	78	0	41	9	0	0	24

TABLE GAME SUMMARY 2024



Casino	Pai Gow Poker	Poker	Caribbean Stud Poker	Three Card Poker	Four Card Poker	DJ Wild Stud Poker	Roulette	Spanish 21	Texas Hold'em Bonus Poker	Ultimate Texas Hold'em	TOTAL
815 Entertainment, LLC	0	6	0	2	0	0	2	1	0	3	33
Alton Casino, LLC	0	0	0	2	0	0	1	0	0	1	9
Bally's Chicago Operating Company, LLC	2	0	0	1	0	0	6	0	1	2	57
Casino Queen, Inc.	0	0	0	2	0	0	3	0	0	1	27
Danville Development, LLC	0	0	0	1	0	0	1	0	0	1	14
Des Plaines Development Limited Partnership	0	1	0	1	0	1	4	0	0	2	22
Elgin Riverboat Resort	0	20	0	1	0	0	4	0	0	2	45
FHR-Illinois, LLC	0	0	0	1	0	0	6	0	0	4	41
HC Aurora, LLC	0	14	0	1	0	0	4	0	0	2	41
HC Joliet, LLC	0	0	0	1	0	0	2	0	0	1	14
Midwest Gaming & Entertainment, LLC	4	22	0	3	0	0	11	2	0	8	120
Par-A-Dice Gaming Corporation	0	0	0	1	0	0	3	0	2	1	20
Southern Illinois Riverboat/ Casino Cruises, LLC	0	0	0	1	0	0	2	0	0	2	17
The Rock Island Boatworks, LLC	0	4	0	1	0	0	2	0	0	1	18
Walker's Bluff Casino Resort, LLC	0	0	0	1	0	0	1	0	0	1	14
Wind Creek IL LLC	2	9	0	1	0	0	5	2	0	2	58
TOTAL	8	76	0	21	0	1	57	5	3	34	550

ELECTRONIC GAME DEVICE SUMMARY 2024



Casino	1 Cent	2 Cent	5 Cent	10 Cent	25 Cent	50 Cent	\$1.00	\$2.00
815 Entertainment, LLC	285	20	0	3	6	7	30	1
Alton Casino, LLC	358	0	33	2	40	2	62	0
Bally's Chicago Operating Company, LLC	534	19	33	52	23	10	72	0
Casino Queen, Inc.	604	2	96	5	137	12	58	1
Danville Development, LLC	392	0	20	8	40	0	15	0
Des Plaines Development Limited Partnership	463	15	48	16	101	1	90	0
Elgin Riverboat Resort	457	28	62	4	27	3	156	1
FHR-Illinois, LLC	761	11	64	36	34	4	22	0
HC Aurora, LLC	595	29	24	5	66	22	89	0
HC Joliet, LLC	606	40	61	11	84	13	78	2
Midwest Gaming & Entertainment, LLC	820	191	61	35	137	6	244	0
Par-A-Dice Gaming Corporation	437	0	36	0	23	3	65	0
Southern Illinois Riverboat/ Casino Cruises, LLC	394	0	10	9	92	4	69	0
The Rock Island Boatworks, LLC	612	0	25	5	68	10	60	0
Walker's Bluff Casino Resort, LLC	515	6	36	0	26	0	52	0
Wind Creek IL LLC	922	0	76	25	79	0	88	5
TOTAL	8,755	361	685	216	983	97	1,250	10

**A electronic game device is a slot machine. The above charts shows the number of slot machines by monetary denomination at each casino.*

ELECTRONIC GAME DEVICE SUMMARY 2024



Casino	\$5.00	\$10.00	\$25.00	\$50.00	\$100.00	Other	TOTAL
815 Entertainment, LLC	3	1	0	0	0	466	822
Alton Casino, LLC	6	2	1	0	0	0	506
Bally's Chicago Operating Company, LLC	10	0	1	0	0	0	754
Casino Queen, Inc.	12	0	2	0	0	0	929
Danville Development, LLC	1	0	0	0	0	0	476
Des Plaines Development Limited Partnership	8	1	2	0	0	9	754
Elgin Riverboat Resort	5	1	2	0	1	0	747
FHR-Illinois, LLC	5	0	0	0	0	0	937
HC Aurora, LLC	6	0	2	0	0	0	838
HC Joliet, LLC	20	0	2	0	0	0	917
Midwest Gaming & Entertainment, LLC	17	0	3	0	1	0	1,515
Par-A-Dice Gaming Corporation	7	2	2	0	0	0	575
Southern Illinois Riverboat/ Casino Cruises, LLC	12	0	6	0	1	2	599
The Rock Island Boatworks, LLC	4	3	3	0	0	0	790
Walker's Bluff Casino Resort, LLC	2	3	1	0	0	7	648
Wind Creek IL LLC	9	0	0	0	0	21	1,225
TOTAL	127	13	27	0	3	505	13,032

GAME RECEIPTS JANUARY - DECEMBER 2024



TABLE GAME RECEIPTS

Name	Total
Baccarat	\$21,308,283
Mini-Baccarat	\$66,882,455
Big Six	\$103,840
Blackjack/21	\$56,088,704
Blackjack 21 Plus 3	\$74,535,940
Royal Match BJ	\$-
Craps	\$58,269,379
High Card Flush	\$4,221,609
Let It Ride	\$-
Let It Ride Bonus	\$-
Mississippi Stud	\$18,401,460
Pai Gow Poker	\$3,175,323
Poker	\$23,720,410
Caribbean Stud Poker	\$-
Three Card Poker	\$10,474,667
Four Card Poker	\$-
DJ Wild Stud Poker	\$162,904
Roulette	\$60,750,169
Spanish 21	\$1,609,713
Texas Hold'em Bonus Poker	\$940,013
Ultimate Texas Hold'em	\$28,628,135
Total	\$429,272,999

ELECTRONIC GAMING DEVICE RECEIPTS

Name	Total
1 Cent	\$942,385,917
2 Cent	\$43,734,767
5 Cent	\$88,426,733
10 Cent	\$53,811,126
25 Cent	\$83,453,134
50 Cent	\$13,723,326
\$1.00	\$148,352,583
\$2.00	\$388,647
\$5.00	\$16,567,931
\$10.00	\$1,325,206
\$25.00	\$4,667,049
\$50.00	\$-
\$100.00	\$841,333
Other	\$54,504,483
Total	\$1,452,182,232



Illinois Gaming Board VIDEO GAMING

In 2024, the Illinois Gaming Board licensed
790 new video gaming establishments.



VIDEO GAMING YEAR IN REVIEW 2024



By the close of 2024, video gaming expanded to 8,662 live locations with 790 newly licensed establishments with a total of 48,706 active VGTs generating revenue throughout Illinois.

According to the Committee on Governmental Forecasting and Accountability (COGFA), in Fiscal Year 2024 (FY24), video gaming generated over \$2.93 billion in net terminal income, a 3.9% increase over last year's total of \$2.82 billion. Approximately \$147 million in tax revenues to local governments were generated in FY24 with

\$851 million going to the Capital Projects Fund.

The IGB continues to receive and review applications for various video gaming licenses. In connection with the applications, IGB investigators conducted thousands of investigations of individuals and entities.

The below chart shows the total number of video gaming license approvals, denials and renewals for 2024.

Video Gaming License Applications

License Type	Feb	Mar	Apr	Jun	Sep	Oct	Dec	Total
Video Gaming Manufacturers								0
Video Gaming Suppliers			1					1
Video Gaming Distributors								0
Terminal Operator Approvals			3	1	1	1	3	9
Terminal Operator Denials								0
Terminal Operator Non-Renewals								0
Video Gaming Technicians	1	4	4		6	4	5	24
Video Gaming Terminal Handlers	72	62	38	27	119	48	71	437
Technician/Terminal Handler Denials		2			2			4
Technician/Terminal Handler Non-Renewals					2		2	4
Video Gaming Establishment Approvals	143	83	132	82	172	99	81	792
Video Gaming Establishment Denials	7	2	5	4	14	3	4	39
Video Gaming Establishment Non-Renewals		1	5	5	4	1	2	18
Disassociation Orders		2		1	1			4
TOTAL	223	156	188	120	321	156	168	1,332

VIDEO GAMING REVENUE



Revenue Detail	2024 Calendar Year	2023 Calendar Year	Growth % 2023 to 2024
Number of establishments (year end)	8,662	8,464	2.34%
Number of VGTs (year end)	48,706	47,047	3.53%
Amount Played	\$33,619,078,232	\$32,638,417,553	3.00%
Amount Won	\$30,614,743,617	\$29,754,181,089	2.89%
Net Wagering Activity	\$3,004,334,615	\$2,884,236,464	4.16%
Funds In	\$11,660,491,301	\$11,130,642,315	4.76%
Funds Out	\$8,656,091,208	\$8,246,321,352	4.97%
Net Terminal Income	\$3,004,400,094	\$2,884,298,043	4.16%
NTI Tax	\$1,036,548,596	\$980,652,669	5.70%
State Share	\$884,166,079	\$836,474,764	5.70%
Municipality Share	\$152,382,518	\$144,177,905	5.69%

DISTRIBUTION OF VIDEO GAME TAXES BY YEAR



Year	State Share	% change from prior year	Municipality Share	% change from prior year
2024	\$884,166,079	5.70%	\$152,382,518	5.69%
2023	\$836,474,764	6.43%	\$144,177,905	6.40%
2022	\$785,974,689	9.51%	\$135,507,358	9.51%
2021	\$717,708,907	120.72%	\$123,736,980	118.15%
2020	\$325,168,580	-26.83%	\$56,722,068	-32.34%
2019	\$444,384,459	18.50%	\$83,833,499	11.78%
2018	\$375,001,592	15.14%	\$75,000,198	15.14%
2017	\$325,692,655	17.56%	\$65,138,419	17.56%
2016	\$277,036,803	21.29%	\$55,407,261	21.29%
2015	\$228,402,370	38.53%	\$45,680,387	38.53%
2014	\$164,879,180	119.30%	\$32,975,765	119.38%
2013	\$75,183,332	2344.50%	\$15,031,543	2343.86%
2012	\$3,075,613	-	\$615,073	-

TOP 25 VIDEO GAMING MUNICIPALITIES BY REVENUE



Municipality	Establishments	VGTs	2024 Municipality Share	2023 Municipality Share	% change from prior year
Springfield	151	833	\$2,643,979	\$2,508,586	5.40%
Decatur	89	520	\$2,391,044	\$2,381,464	0.40%
Rockford	96	529	\$2,093,679	\$2,001,852	4.59%
Cicero	83	476	\$1,854,876	\$1,771,003	4.74%
Joliet	104	569	\$1,831,260	\$1,641,641	11.55%
Waukegan	61	354	\$1,494,713	\$1,499,452	-0.32%
Loves Park	82	476	\$1,428,915	\$1,377,973	3.70%
Cook County	50	276	\$1,349,104	\$1,163,388	15.96%
Bloomington	62	296	\$1,289,181	\$1,235,526	4.34%
Champaign	55	297	\$1,227,607	\$1,246,898	-1.55%
Peoria	72	367	\$1,209,778	\$1,174,821	2.98%
Oak Lawn	47	274	\$1,209,715	\$1,103,247	9.65%
Quincy	97	409	\$1,166,847	\$1,069,494	9.10%
Lake County	68	390	\$1,163,063	\$1,114,294	4.38%
Tinley Park	40	233	\$1,150,617	\$1,063,518	8.19%
Sangamon County	52	306	\$1,050,733	\$967,090	8.65%
Niles	31	182	\$981,626	\$923,191	6.33%
Berwyn	68	373	\$906,156	\$930,379	-2.60%
Mount Vernon	41	250	\$844,923	\$786,170	7.47%
Melrose Park	42	240	\$844,349	\$739,733	14.14%
Elmwood Park	29	172	\$820,348	\$791,538	3.64%
Alsip	31	186	\$806,853	\$808,054	-0.15%
New Lenox	31	184	\$802,142	\$689,202	16.39%
McHenry	44	241	\$776,791	\$710,881	9.27%
Aurora	37	184	\$774,422	\$792,578	-2.29%
TOTAL STATEWIDE	8,662	48,706	\$152,382,518	\$144,177,905	5.69%

TOP 25 VIDEO GAMING ESTABLISHMENTS BY REVENUE



Establishment	Municipality	2024 Net Terminal Income	2023 Net Terminal Income	% change from prior year
Graham Enterprise, Inc.	Forest View	\$3,593,464	\$3,669,197	-2.06%
RR Hickory Hills, LLC	Hickory Hills	\$3,322,566	\$3,042,323	9.21%
Lenny's Gas N Wash, LLC	Mokena	\$3,303,734	\$3,261,901	1.28%
Lenny's Gas N Wash, LLC, 183rd Street	Tinley Park	\$3,297,691	\$3,085,633	6.87%
Cicero & 147th, LLC	Midlothian	\$3,162,345	\$3,521,693	-10.20%
Lenny's Gas N Wash, LLC, Sauk Trail	Sauk Village	\$3,024,676	\$2,823,386	7.13%
Lenny's Gas N Wash, LLC, Cicero & Pershing	Stickney	\$2,623,114	\$2,232,336	17.51%
Lenny's Gas N Wash, LLC, LaGrange Road	Mokena	\$2,584,113	\$2,660,274	-2.86%
Truckquest, Inc.	Stickney	\$2,451,678	\$2,109,786	16.21%
Acees, Inc.	Metropolis	\$2,445,922	\$2,365,190	3.41%
Evergreen FS, Inc.	McLean County	\$2,426,410	\$2,135,758	13.61%
Good Oil Company of Illinois, Inc.	Bedford Park	\$2,311,299	\$2,376,641	-2.75%
Lenny's Gas N Wash, LLC, 127th & Kostner	Alsip	\$2,240,465	\$2,156,431	3.90%
Lenny's Food N Fuel, LLC	New Lenox	\$2,231,719	\$2,126,884	4.93%
Graham Enterprise, Inc.	Wauconda	\$2,161,185	\$2,183,129	-1.01%
Glogovsky Oil Company, Inc.	Lake In the Hills	\$2,120,569	\$1,989,228	6.60%
Meyer Oil Co.	Tilton	\$2,056,364	\$2,321,141	-11.41%
Freedom Oil Company	Peoria County	\$2,022,195	\$1,748,759	15.64%
Lenny's Gas N Wash, Bourbonnais, LLC	Bourbonnais	\$1,997,310	\$1,967,579	1.51%
Lazar Brothers Enterprises, Inc.	Pingree Grove	\$1,969,274	\$1,679,184	17.28%
Martin & Bayley, Inc.	Mount Vernon	\$1,959,747	\$2,128,687	-7.94%
Meyer Oil Co.	Champaign	\$1,952,015	\$2,259,351	-13.60%
Lenny's Gas N Wash, LLC, 159th & Gougar Road	Homer Glen	\$1,912,206	\$1,790,021	6.83%
Daisy's Cafe - Norridge, LLC	Norridge	\$1,879,611	\$2,010,021	-6.49%
Oak Forest Marathon	Oak Forest	\$1,876,235	\$1,488,498	26.05%
TOTAL STATEWIDE	-	\$3,004,400,094	\$2,884,298,043	4.16%



Illinois Gaming Board SPORTS WAGERING

The Illinois Gaming Board approved three new sportsbooks in 2024.

- DraftKings Sportsbook at Wrigley Field (Chicago)
Opened March 15, 2024
- Hard Rock Sportsbook at Hard Rock Casino Rockford – Hard Rock Bet
Opened August 26, 2024
- Walker's Bluff Casino Resort Carterville – bet365
Licensed December 12, 2024



SPORTS WAGERING YEAR IN REVIEW 2024



In 2024, sports wagering included 16 licensed and 14 active sportsbooks. In addition, Illinois had the second highest grossing sports wagering market in the country behind New York. Since its launch in 2020, Illinois has been one of the top states for sports betting handle.

According to the Committee on Governmental Forecasting and Accountability (COGFA), in Fiscal Year 2024 (FY24), Illinois sports wagering generated approximately \$1.1 billion in adjusted gross receipts. At the 15% tax rate, approximately \$190 million in tax revenues was collected.

In 2024, sports betting generated more than \$266 million in taxes for the State. Revenues from those taxes are earmarked for the Capital Projects Fund and Rebuild Illinois Projects Fund.

During 2024, the IGB continued to process numerous sports wagering license applications and requests. The below chart shows the total number of license approvals, denials and renewals for 2024.

Sports Wagering License Applications

License Type	Feb	Mar	Apr	Jun	Sep	Oct	Dec	Total
Sports Wagering Management Services Providers		1	2		1		1	5
Sports Wagering Master Sports Wagering Licensees			1				1	2
Sports Wagering Suppliers	1	1					2	4
Sports Wagering Key Persons	7	30	43		27	6	33	146
Sports Wagering Level 1 Licenses								0
Sports Wagering Level 2 Licenses	58	102	111	105	188	106	214	884
Sports Wagering Level 3 Licenses				1				1
Sports Wagering Level 2 & 3 License Denials			1	3				4
TOTAL	66	134	158	109	216	112	251	1,046

ILLINOIS SPORTSBOOKS 2024



Legal Illinois Sportsbooks 2024

Below is a list of legal Illinois sportsbooks as of December 2024. Included is the Management Services Provider and Mobile Application (Mobile App) information associated with each sportsbook.

1. Bally Bet Sportsbook in the Quad Cities (Rock Island)

MSP: Bally's Interactive, LLC d/b/a Bally Bet (Applicant)
Mobile App: N/A **Retail Only**

2. BetRivers Sportsbook at Rivers Casino (Des Plaines)

MSP: Rush Street Interactive IL, LLC (Licensed)
Mobile App: **Bet Rivers**

3. Caesars Sportsbook at Grand Victoria Casino (Elgin)

MSP: American Wagering, Inc d/b/a Caesars Sportsbook (Licensed)
Mobile App: **Caesars Sportsbook**

4. Circa Sports Illinois Sportsbook at The Temporary by American Place Casino (Waukegan)

MSP: Circa Sports Illinois LLC (Licensed)
Mobile App: **Circa Sports**

5. DraftKings at Casino Queen Sportsbook (East St. Louis)

MSP: Penn Sports Interactive, LLC (Temporary Operating Permit)
Mobile App: **DraftKings**

6. DraftKings Sportsbook at Wrigley Field (Chicago)

MSP: Crown IL Gaming LLC d/b/a DraftKings (Licensed)
Mobile App: N/A **Retail Only**

7. Fanatics Sportsbook at Hawthorne Race Course (Stickney)

MSP: PointsBet Illinois d/b/a Fanatics (Licensed)
Mobile App: **Fanatics Sportsbook**

8. FanDuel Par-A-Dice Sportsbook (East Peoria)

MSP: BetMGM, LLC d/b/a BetMGM (**Retail**)
MSP: Betfair Interactive US LLC d/b/a FanDuel Sportsbook (Temporary Operating Permit)
Mobile app: **FanDuel Sportsbook**

9. FanDuel Sportsbook & Horse Racing at Fairmount Park (Collinsville)

MSP: Betfair Interactive US LLC d/b/a FanDuel Sportsbook (Temporary Operating Permit)
Mobile App: **FanDuel Sportsbook**

10. Hard Rock Sportsbook at Hard Rock Casino Rockford

MSP: Seminole Hard Rock Digital, LLC (Licensed)
Mobile App: **Hard Rock Bet**

11. Sportsbook at Argosy Casino Alton

MSP: Penn Sports Interactive, LLC (Temporary Operating Permit)
Mobile App: N/A **Retail Only**

12. Sportsbook at Hollywood Casino Aurora

MSP: Penn Sports Interactive, LLC (Temporary Operating Permit)
Mobile App: **ESPN Bet**

13. The Sportsbook at Hollywood Casino Joliet

MSP: Penn Sports Interactive, LLC (Temporary Operating Permit)
Mobile App: N/A **Retail Only**

14. The Sportsbook at Southern Illinois Riverboat/Casino Cruises LLC d/b/a Harrah's Metropolis Casino

Mobile App: N/A **Retail Only**

15. Des Plaines Development Limited Partnership d/b/a Harrah's Joliet Casino & Hotel (Not Operational)

16. bet365 (Walker's Bluff Casino Resort LLC)

MSP: Hillside (Illinois) LLC d/b/a bet365 (Licensed/Not Operational)

SPORTS WAGERING REVENUE 2024



In-Person Wagering	2024 Statewide AGR	2023 Statewide AGR	% change	2024 Statewide Tax	2023 Statewide Tax	% change
815 Entertainment, LLC	\$371,678	\$-	-	\$74,336	\$-	-
Alton Casino, LLC	\$806,774	\$ 3,117,667	-74.12%	\$141,292	\$467,650	-69.79%
Casino Queen, Inc.	\$6,960,555	\$7,232,250	-3.76%	\$1,214,685	\$1,084,838	11.97%
Elgin Riverboat Resort	\$1,804,983	\$1,274,300	41.65%	\$321,843	\$191,145	68.38%
Fairmount Park, Inc.	\$938,762	\$2,503,013	-62.49%	\$166,638	\$375,452	-55.62%
FHR-Illinois, LLC	\$702,502	\$175,376	300.57%	\$122,281	\$26,306	364.83%
Hawthorne Race Course, Inc.	\$1,583,214	\$2,185,788	-27.57%	\$286,609	\$327,868	-12.58%
HC Aurora, LLC	\$1,498,084	\$1,787,387	-16.19%	\$259,855	\$268,108	-3.08%
HC Joliet, LLC	\$1,311,887	\$1,610,141	-18.52%	\$233,055	\$241,521	-3.51%
Midwest Gaming & Entertainment, LLC	\$8,399,987	\$11,755,635	-28.55%	\$1,397,648	\$1,763,345	-20.74%
Northside Crown Gaming, LLC	\$1,028,370	\$-	-	\$192,907	\$-	-
Par-A-Dice Gaming Corporation	\$494,047	\$776,244	-36.35%	\$84,431	\$ 116,437	-27.49%
Southern Illinois Riverboat/Casino Cruises, LLC	\$60,351	\$52,996	13.88%	\$ 9,494	\$ 7,949	19.43%
The Rock Island Boatworks, LLC	\$64,564	\$-	-	\$11,506	\$-	-
TOTAL	\$26,025,759	\$32,470,798	-19.85%	\$4,516,579	\$4,870,620	-7.27%

SPORTS WAGERING REVENUE 2024 - CONTINUED



Online Wagering	2024 Statewide AGR	2023 Statewide AGR	% change	2024 Statewide Tax	2023 Statewide Tax	% change
815 Entertainment, LLC	\$6,955,997	\$-	-	\$1,391,199	\$-	-
Alton Casino, LLC	\$-	\$-	-	\$-	\$-	-
Casino Queen, Inc.	\$411,107,699	\$311,819,009	31.84%	\$94,194,946	\$46,772,851	101.39%
Elgin Riverboat Resort	\$37,077,319	\$32,713,953	13.34%	\$6,493,594	\$4,907,093	32.33%
Fairmount Park, Inc.	\$489,943,433	\$408,405,525	19.96%	\$113,041,543	\$61,260,829	84.52%
FHR-Illinois, LLC	\$1,772,527	\$377,573	369.45%	\$288,814	\$56,636	409.95%
Hawthorne Race Course, Inc.	\$76,185,227	\$53,096,664	43.48%	\$14,723,151	\$7,964,500	84.86%
HC Aurora, LLC	\$43,961,889	\$38,178,770	15.15%	\$7,567,190	\$5,726,815	32.14%
HC Joliet, LLC	\$-	\$-	-	\$-	\$-	-
Midwest Gaming & Entertainment, LLC	\$72,891,563	\$82,288,680	-11.42%	\$13,037,719	\$12,343,302	5.63%
Northside Crown Gaming, LLC	\$-	\$-	-	\$-	\$-	-
Par-A-Dice Gaming Corporation	\$67,226,207	\$42,926,418	56.61%	\$11,408,759	\$6,438,963	77.18%
Southern Illinois Riverboat/Casino Cruises, LLC	\$-	\$-	-	\$-	\$-	-
The Rock Island Boatworks, LLC	\$-	\$-	-	\$-	\$-	-
TOTAL	\$1,207,121,860	\$969,806,591	24.47%	\$262,146,916	\$145,470,989	80.21%

Total In-Person and Online Wagering	2024 Statewide AGR	2023 Statewide AGR	% change	2024 Statewide Tax	2023 Statewide Tax	% change
815 Entertainment, LLC	\$7,327,675	\$-	-	\$1,465,535	\$-	-
Alton Casino, LLC	\$806,774	\$3,117,667	-74.12%	\$141,292	\$467,650	-69.79%
Casino Queen, Inc.	\$418,068,254	\$319,051,259	31.03%	\$95,409,631	\$47,857,689	99.36%
Elgin Riverboat Resort	\$38,882,302	\$33,988,252	14.40%	\$6,815,437	\$5,098,238	33.68%
Fairmount Park, Inc.	\$490,882,195	\$410,908,539	19.46%	\$113,208,180	\$61,636,281	83.67%
FHR-Illinois, LLC	\$2,475,028	\$552,949	347.61%	\$411,095	\$82,942	395.64%
Hawthorne Race Course, Inc.	\$77,768,441	\$55,282,452	40.67%	\$15,009,760	\$8,292,368	81.01%
HC Aurora, LLC	\$45,459,973	\$39,966,156	13.75%	\$7,827,045	\$5,994,923	30.56%
HC Joliet, LLC	\$1,311,887	\$1,610,141	-18.52%	\$233,055	\$241,521	-3.51%
Midwest Gaming & Entertainment, LLC	\$81,291,550	\$94,044,316	-13.56%	\$14,435,367	\$14,106,647	2.33%
Northside Crown Gaming, LLC	\$1,028,370	\$-	-	\$192,907	\$-	-
Par-A-Dice Gaming Corporation	\$67,720,254	\$43,702,662	54.96%	\$11,493,191	\$6,555,399	75.32%
Southern Illinois Riverboat/Casino Cruises, LLC	\$60,351	\$52,996	13.88%	\$9,494	\$7,949	19.43%
The Rock Island Boatworks, LLC	\$64,564	\$-	-	\$11,506	\$-	-
TOTAL	\$1,233,147,618	\$1,002,277,389	23.03%	\$266,663,495	\$150,341,608	77.37%

SPORTS WAGERING DISTRIBUTIONS TO COOK COUNTY 2024



State Share	Wagering Tax
2024	\$266,663,495
2023	\$150,341,608
% change	77.37%

Local Share	Wagering Tax
2024	\$12,673,047
2023	\$10,662,117
% change	18.86%

Casino	2024	2023	2022	2021	2020
815 Entertainment, LLC	\$73,580	\$-	\$-	\$-	\$-
Alton Casino, LLC	\$-	\$-	\$-	\$-	\$-
Casino Queen, Inc.	\$4,238,505	\$3,003,520	\$1,876,069	\$1,298,976	\$324,240
Elgin Riverboat Resort	\$342,678	\$300,065	\$203,147	\$18,645	\$7,613
Fairmount Park, Inc.	\$5,229,676	\$4,584,303	\$3,741,468	\$2,003,492	\$-
FHR-Illinois, LLC	\$22,954	\$98	\$-	\$-	\$-
Hawthorne Race Course, Inc.	\$708,971	\$677,613	\$630,517	\$662,392	\$72,514
HC Aurora, LLC	\$444,063	\$382,511	\$352,972	\$334,599	\$-
HC Joliet, LLC	\$-	\$-	\$-	\$-	\$-
Midwest Gaming & Entertainment, LLC	\$1,049,689	\$1,231,779	\$1,283,065	\$1,298,863	\$616,156
Northside Crown Gaming, LLC	\$20,567	\$-	\$-	\$-	\$-
Par-A-Dice Gaming Corporation	\$542,364	\$482,229	\$332,472	\$313,320	\$346,402
Southern Illinois Riverboat/Casino Cruises, LLC	\$-	\$-	\$-	\$-	\$-
The Rock Island Boatworks, LLC	\$-	\$-	\$-	\$-	\$-
TOTAL	\$12,673,047	\$10,662,117	\$8,419,710	\$5,930,285	\$1,366,925

SPORTS WAGERING DETAILS 2024 PROFESSIONAL SPORTS



Professional Sports In-Person Wagering	Tier 1 Wagers	Handle	Payout	Tier 2 Wagers	Handle	Payout
815 Entertainment, LLC	20,894	\$1,796,417	\$1,894,771	18,071	\$1,497,721	\$1,376,845
Alton Casino, LLC	146,973	\$15,905,329	\$15,684,590	217,216	\$9,441,367	\$8,347,334
Casino Queen, Inc.	747,424	\$41,464,408	\$37,466,890	395,340	\$25,156,599	\$22,867,325
Elgin Riverboat Resort	38,300	\$9,451,629	\$9,150,041	153,178	\$6,649,397	\$5,551,604
Fairmount Park, Inc.	173,138	\$8,561,655	\$7,917,455	33,775	\$1,690,526	\$1,576,213
FHR-Illinois, LLC	58,459	\$6,487,941	\$6,310,820	19,930	\$1,779,828	\$1,595,161
Hawthorne Race Course, Inc.	228,754	\$24,115,462	\$23,033,115	60,445	\$4,608,345	\$4,424,475
HC Aurora, LLC	75,654	\$5,195,718	\$4,591,119	92,868	\$8,085,583	\$7,468,609
HC Joliet, LLC	72,826	\$6,022,600	\$5,513,415	70,824	\$3,749,775	\$3,204,422
Midwest Gaming & Entertainment, LLC	374,944	\$66,998,687	\$64,713,843	372,493	\$48,617,169	\$43,978,798
Northside Crown Gaming, LLC	46,591	\$4,550,461	\$3,940,866	43,447	\$4,270,241	\$3,849,309
Par-A-Dice Gaming Corporation	69,148	\$5,106,734	\$4,823,233	9,403	\$999,782	\$892,442
Southern Illinois Riverboat/Casino Cruises, LLC	1,339	\$126,670	\$134,955	3,586	\$151,167	\$103,310
The Rock Island Boatworks, LLC	66,331	\$707,480	\$663,926	67,852	\$521,090	\$498,831
TOTAL	2,120,775	\$196,491,191	\$185,839,038	1,558,428	\$117,218,592	\$105,734,677

Professional Sports Online Wagering	Tier 1 Wagers	Handle	Payout	Wagers	Tier 2 Handle	Payout
815 Entertainment, LLC	484,099	\$13,299,969	\$12,639,301	1,193,594	\$48,972,505	\$45,902,363
Alton Casino, LLC	-	\$-	\$-	-	\$-	\$-
Casino Queen, Inc.	56,084,944	\$1,929,522,091	\$1,787,591,830	78,644,090	\$2,421,498,661	\$2,190,721,189
Elgin Riverboat Resort	1,331,105	\$194,600,010	\$187,414,852	4,392,783	\$297,235,687	\$274,650,240
Fairmount Park, Inc.	105,477,074	\$2,074,665,306	\$1,791,458,717	51,166,542	\$2,108,542,477	\$1,921,002,961
FHR-Illinois, LLC	168,890	\$67,883,567	\$67,496,014	98,413	\$40,201,463	\$39,720,712
Hawthorne Race Course, Inc.	3,014,942	\$165,170,309	\$149,389,576	7,485,686	\$509,564,565	\$462,625,256
HC Aurora, LLC	2,298,261	\$113,598,815	\$107,130,965	8,383,585	\$410,511,862	\$377,913,417
HC Joliet, LLC	-	\$-	\$-	-	\$-	\$-
Midwest Gaming & Entertainment, LLC	3,890,466	\$197,440,442	\$182,611,020	8,033,985	\$512,852,406	\$464,403,427
Northside Crown Gaming, LLC	-	\$-	\$-	-	\$-	\$-
Par-A-Dice Gaming Corporation	6,783,069	\$287,020,260	\$261,039,704	7,319,709	\$327,703,790	\$314,054,631
Southern Illinois Riverboat/Casino Cruises, LLC	-	\$-	\$-	-	\$-	\$-
The Rock Island Boatworks, LLC	-	\$-	\$-	-	\$-	\$-
TOTAL	179,532,850	\$5,043,200,769	\$4,546,771,978	166,718,387	\$6,677,083,416	\$6,090,994,196

Total In-Person & Online Wagering	Wagers	Handle	Payout	Wagers	Handle	Payout
815 Entertainment, LLC	504,993	\$15,096,385.21	\$14,534,071.83	1,211,665	\$50,470,225.82	\$47,279,207.75
Alton Casino, LLC	146,973	\$15,905,329	\$15,684,590	217,216	\$9,441,367	\$8,347,334
Casino Queen, Inc.	56,832,368	\$1,970,986,499	\$1,825,058,719	79,039,430	\$2,446,655,261	\$2,213,588,514
Elgin Riverboat Resort	1,369,405	\$204,051,639	\$196,564,893	4,545,961	\$303,885,084	\$280,201,843
Fairmount Park, Inc.	105,650,212	\$2,083,226,961	\$1,799,376,172	51,200,317	\$2,110,233,003	\$1,922,579,174
FHR-Illinois, LLC	227,349	\$74,371,508	\$73,806,833	118,343	\$41,981,291	\$41,315,874
Hawthorne Race Course, Inc.	3,243,696	\$189,285,771	\$172,422,690	7,546,131	\$514,172,911	\$467,049,731
HC Aurora, LLC	2,373,915	\$118,794,533	\$111,722,084	8,476,453	\$418,597,445	\$385,382,026
HC Joliet, LLC	72,826	\$6,022,600	\$5,513,415	70,824	\$3,749,775	\$3,204,422
Midwest Gaming & Entertainment, LLC	4,265,410	\$264,439,130	\$247,324,863	8,406,478	\$561,469,574	\$508,382,225
Northside Crown Gaming, LLC	46,591	\$4,550,461	\$3,940,866	43,447	\$4,270,241	\$3,849,309
Par-A-Dice Gaming Corporation	6,852,217	\$292,126,994	\$265,862,937	7,329,112	\$328,703,572	\$314,947,073
Southern Illinois Riverboat/Casino Cruises, LLC	1,339	\$126,670	\$134,955	3,586	\$151,167	\$103,310
The Rock Island Boatworks, LLC	66,331	\$707,480	\$663,926	67,852	\$521,090	\$498,831
TOTAL	181,653,625	\$5,239,691,960	\$4,732,611,016	168,276,815	\$6,794,302,007	\$6,196,728,873

SPORTS WAGERING DETAILS 2024

COLLEGE SPORTS



College Sports In-Person Wagering	Tier 1 Wagers	Handle	Payout	Tier 2 Wagers	Handle	Payout
815 Entertainment, LLC	9,841	\$969,282	\$875,905	6,263	\$562,822	\$528,345
Alton Casino, LLC	42,008	\$7,736,606	\$8,496,058	22,647	\$2,873,115	\$2,880,442
Casino Queen, Inc.	29,603	\$5,906,710	\$5,614,834	17,019	\$3,426,892	\$3,075,549
Elgin Riverboat Resort	11,210	\$1,706,564	\$1,470,746	31,875	\$1,123,066	\$934,058
Fairmount Park, Inc.	11,396	\$1,766,920	\$1,600,524	2,608	\$348,266	\$342,249
FHR-Illinois, LLC	15,512	\$2,737,735	\$2,462,995	3,457	\$515,287	\$456,396
Hawthorne Race Course, Inc.	58,337	\$5,293,533	\$5,080,773	6,010	\$669,067	\$572,944
HC Aurora, LLC	15,982	\$1,735,281	\$1,563,406	8,065	\$2,459,758	\$2,357,093
HC Joliet, LLC	21,735	\$1,954,480	\$1,680,181	7,114	\$860,431	\$891,346
Midwest Gaming & Entertainment, LLC	74,355	\$17,084,950	\$16,159,685	28,341	\$5,436,149	\$4,966,417
Northside Crown Gaming, LLC	5,583	\$840,608	\$799,098	5,545	\$630,170	\$675,523
Par-A-Dice Gaming Corporation	11,342	\$2,084,997	\$2,008,718	1,175	\$321,384	\$300,595
Southern Illinois Riverboat/Casino Cruises, LLC	696	\$68,673	\$60,604	1,083	\$50,600	\$38,191
The Rock Island Boatworks, LLC	15,059	\$294,231	\$328,494	4,218	\$84,100	\$70,460
TOTAL	322,659	\$50,180,570	\$48,202,022	145,420	\$19,361,107	\$18,089,607

College Sports Online Wagering	Tier 1 Wagers	Handle	Payout	Tier 2 Wagers	Handle	Payout
815 Entertainment, LLC	178,808	\$6,816,763	\$6,248,783	204,508	\$19,501,649	\$18,577,336
Alton Casino, LLC	-	\$-	\$-	-	\$-	\$-
Casino Queen, Inc.	6,373,836	\$390,358,112	\$375,214,528	3,622,149	\$298,820,390	\$285,226,550
Elgin Riverboat Resort	571,786	\$97,623,316	\$93,631,755	524,708	\$39,036,420	\$35,857,162
Fairmount Park, Inc.	3,778,394	\$220,362,659	\$212,529,591	2,620,568	\$260,539,956	\$249,740,288
FHR-Illinois, LLC	63,867	\$29,861,812	\$29,153,934	18,319	\$7,332,424	\$7,446,798
Hawthorne Race Course, Inc.	683,601	\$55,148,314	\$49,179,646	559,686	\$81,179,311	\$73,724,156
HC Aurora, LLC	816,984	\$45,245,535	\$43,166,761	927,266	\$81,019,404	\$78,017,912
HC Joliet, LLC	-	\$-	\$-	-	\$-	\$-
Midwest Gaming & Entertainment, LLC	1,069,672	\$66,284,202	\$62,124,674	659,514	\$79,267,283	\$74,173,783
Northside Crown Gaming, LLC	-	\$-	\$-	-	\$-	\$-
Par-A-Dice Gaming Corporation	879,938	\$71,680,685	\$69,125,430	204,887	\$15,005,806	\$14,044,390
Southern Illinois Riverboat/Casino Cruises, LLC	-	\$-	\$-	-	\$-	\$-
The Rock Island Boatworks, LLC	-	\$-	\$-	-	\$-	\$-
TOTAL	14,416,886	\$983,381,397	\$940,375,102	9,341,605	\$881,702,643	\$836,808,374

Total In-Person & Online Wagering	Tier 1 Wagers	Handle	Payout	Tier 2 Wagers	Handle	Payout
815 Entertainment, LLC	188,649	\$7,786,044	\$7,124,688	210,771	\$20,064,471	\$19,105,681
Alton Casino, LLC	42,008	\$7,736,606	\$8,496,058	22,647	\$2,873,115	\$2,880,442
Casino Queen, Inc.	6,403,439	\$396,264,822	\$380,829,362	3,639,168	\$302,247,282	\$288,302,098
Elgin Riverboat Resort	582,996	\$99,329,879	\$95,102,501	556,583	\$40,159,486	\$36,791,220
Fairmount Park, Inc.	3,789,790	\$222,129,579	\$214,130,116	2,623,176	\$260,888,222	\$250,082,537
FHR-Illinois, LLC	79,379	\$32,599,547	\$31,616,929	21,776	\$7,847,711	\$7,903,194
Hawthorne Race Course, Inc.	741,938	\$60,441,846	\$54,260,419	565,696	\$81,848,377	\$74,297,100
HC Aurora, LLC	832,966	\$46,980,816	\$44,730,167	935,331	\$83,479,163	\$80,375,005
HC Joliet, LLC	21,735	\$1,954,480	\$1,680,181	7,114	\$860,431	\$891,346
Midwest Gaming & Entertainment, LLC	1,144,027	\$83,369,152	\$78,284,359	687,855	\$84,703,432	\$79,140,200
Northside Crown Gaming, LLC	5,583	\$840,608	\$799,098	5,545	\$630,170	\$675,523
Par-A-Dice Gaming Corporation	891,280	\$73,765,682	\$71,134,148	206,062	\$15,327,190	\$14,344,985
Southern Illinois Riverboat/Casino Cruises, LLC	696	\$68,673	\$60,604	1,083	\$50,600	\$38,191
The Rock Island Boatworks, LLC	15,059	\$294,231	\$328,494	4,218	\$84,100	\$70,460
TOTAL	14,739,545	\$1,033,561,968	\$988,577,124	9,487,025	\$901,063,750	\$854,897,981

SPORTS WAGERING DETAILS 2024 MOTOR RACES



Motor Races In-Person Wagering	Tier 1 Wagers	Handle	Payout	Tier 2 Wagers	Handle	Payout
815 Entertainment, LLC	-	\$-	\$-	128	\$8,442	\$8,735
Alton Casino, LLC	1,310	\$54,348	\$37,076	284	\$13,657	\$13,882
Casino Queen, Inc.	1,445	\$42,740	\$37,538	524	\$14,506	\$15,013
Elgin Riverboat Resort	381	\$43,733	\$32,500	222	\$101,136	\$131,591
Fairmount Park, Inc.	864	\$15,048	\$7,192	13	\$110	\$130
FHR-Illinois, LLC	553	\$8,892	\$2,632	324	\$1,499	\$707
Hawthorne Race Course, Inc.	66	\$6,469	\$4,363	566	\$10,507	\$9,552
HC Aurora, LLC	177	\$3,236	\$1,656	75	\$2,151	\$486
HC Joliet, LLC	1,069	\$15,096	\$8,859	438	\$7,941	\$4,902
Midwest Gaming & Entertainment, LLC	723	\$43,374	\$18,010	282	\$25,202	\$14,826
Northside Crown Gaming, LLC	139	\$4,239	\$2,827	69	\$1,520	\$1,247
Par-A-Dice Gaming Corporation	161	\$4,219	\$1,571	3	\$40	\$-
Southern Illinois Riverboat/Casino Cruises, LLC	28	\$230	\$-	14	\$95	\$25
The Rock Island Boatworks, LLC	304	\$3,486	\$743	43	\$868	\$593
TOTAL	7,220	\$245,109	\$154,966	2,985	\$187,673	\$201,687

Motor Races Online Wagering	Tier 1 Wagers	Handle	Payout	Tier 2 Wagers	Handle	Payout
815 Entertainment, LLC	72	\$1,602	\$1,077	1,047	\$35,602	\$48,883
Alton Casino, LLC	-	\$-	\$-	-	\$-	\$-
Casino Queen, Inc.	142,439	\$2,052,020	\$1,726,308	73,023	\$1,153,725	\$958,297
Elgin Riverboat Resort	22,348	\$503,028	\$438,900	19,806	\$622,452	\$550,679
Fairmount Park, Inc.	167,880	\$1,919,509	\$1,413,912	23,950	\$443,436	\$384,441
FHR-Illinois, LLC	1,272	\$58,952	\$51,311	773	\$206,421	\$158,973
Hawthorne Race Course, Inc.	2,318	\$34,112	\$16,979	9,013	\$167,223	\$143,315
HC Aurora, LLC	1,790	\$77,381	\$76,048	35,353	\$545,627	\$459,114
HC Joliet, LLC	-	\$-	\$-	-	\$-	\$-
Midwest Gaming & Entertainment, LLC	34,519	\$535,133	\$418,635	14,923	\$391,823	\$361,379
Northside Crown Gaming, LLC	-	\$-	\$-	-	\$-	\$-
Par-A-Dice Gaming Corporation	21,913	\$297,895	\$203,064	9,159	\$142,603	\$113,177
Southern Illinois Riverboat/Casino Cruises, LLC	-	\$-	\$-	-	\$-	\$-
The Rock Island Boatworks, LLC	-	\$-	\$-	-	\$-	\$-
TOTAL	394,551	\$5,479,632	\$4,346,233	187,047	\$3,708,912	\$3,178,259

Total In-Person & Online Wagering	Tier 1 Wagers	Handle	Payout	Tier 2 Wagers	Handle	Payout
815 Entertainment, LLC	72	\$1,602	\$1,077	1,175	\$44,043	\$57,618
Alton Casino, LLC	1,310	\$54,348	\$37,076	284	\$13,657	\$13,882
Casino Queen, Inc.	143,884	\$2,094,759	\$1,763,846	73,547	\$1,168,231	\$973,311
Elgin Riverboat Resort	22,729	\$546,761	\$471,400	20,028	\$723,588	\$682,270
Fairmount Park, Inc.	168,744	\$1,934,556	\$1,421,104	23,963	\$443,546	\$384,571
FHR-Illinois, LLC	1,825	\$67,844	\$53,942	1,097	\$207,920	\$159,680
Hawthorne Race Course, Inc.	2,384	\$40,581	\$21,342	9,579	\$177,730	\$152,867
HC Aurora, LLC	1,967	\$80,617	\$77,704	35,428	\$547,778	\$459,599
HC Joliet, LLC	1,069	\$15,096	\$8,859	438	\$7,941	\$4,902
Midwest Gaming & Entertainment, LLC	35,242	\$578,507	\$436,645	15,205	\$417,025	\$376,205
Northside Crown Gaming, LLC	139	\$4,239	\$2,827	69	\$1,520	\$1,247
Par-A-Dice Gaming Corporation	22,074	\$302,114	\$204,635	9,162	\$142,643	\$113,177
Southern Illinois Riverboat/Casino Cruises, LLC	28	\$230	\$-	14	\$95	\$25
The Rock Island Boatworks, LLC	304	\$3,486	\$743	43	\$868	\$593
TOTAL	401,771	\$5,724,741	\$4,501,199	190,032	\$3,896,584	\$3,379,946

SPORTS WAGERING DETAILS 2024

OTHER EVENTS



Other Events In-Person Wagering	Tier 1 Wagers	Handle	Payout	Tier 2 Wagers	Handle	Payout
815 Entertainment, LLC	1,239	\$144,403	\$81,679	1,545	\$111,137	\$94,809
Alton Casino, LLC	-	\$-	\$-	-	\$-	\$-
Casino Queen, Inc.	-	\$-	\$-	-	\$-	\$-
Elgin Riverboat Resort	-	\$-	\$-	-	\$-	\$-
Fairmount Park, Inc.	-	\$-	\$-	-	\$-	\$-
FHR-Illinois, LLC	2	\$30	\$-	-	\$-	\$-
Hawthorne Race Course, Inc.	-	\$-	\$-	-	\$-	\$-
HC Aurora, LLC	60	\$9,185	\$10,378	237	\$22,059	\$22,143
HC Joliet, LLC	196	\$17,029	\$9,570	212	\$11,882	\$14,182
Midwest Gaming & Entertainment, LLC	469	\$131,257	\$104,669	732	\$112,476	\$93,028
Northside Crown Gaming, LLC	-	\$-	\$-	-	\$-	\$-
Par-A-Dice Gaming Corporation	-	\$-	\$-	-	\$-	\$-
Southern Illinois Riverboat/Casino Cruises, LLC	-	\$-	\$-	-	\$-	\$-
The Rock Island Boatworks, LLC	129	\$5,900	\$5,938	52	\$1,100	\$1,139
TOTAL	2,095	\$307,804	\$212,233	2,778	\$258,653	\$225,301

Other Events Online Wagering	Tier 1 Wagers	Handle	Payout	Tier 2 Wagers	Handle	Payout
815 Entertainment, LLC	69,142	\$2,295,191	\$2,010,743	543,591	\$27,903,156	\$26,441,954
Alton Casino, LLC	-	\$-	\$-	-	\$-	\$-
Casino Queen, Inc.	-	\$-	\$-	-	\$-	\$-
Elgin Riverboat Resort	-	\$-	\$-	-	\$-	\$-
Fairmount Park, Inc.	-	\$-	\$-	-	\$-	\$-
FHR-Illinois, LLC	256	\$25,538	\$27,288	-	\$-	\$-
Hawthorne Race Course, Inc.	-	\$-	\$-	-	\$-	\$-
HC Aurora, LLC	-	\$-	\$-	-	\$-	\$-
HC Joliet, LLC	-	\$-	\$-	-	\$-	\$-
Midwest Gaming & Entertainment, LLC	14,254	\$1,009,879	\$961,445	31,397	\$2,907,205	\$2,742,450
Northside Crown Gaming, LLC	-	\$-	\$-	-	\$-	\$-
Par-A-Dice Gaming Corporation	-	\$-	\$-	-	\$-	\$-
Southern Illinois Riverboat/Casino Cruises, LLC	-	\$-	\$-	-	\$-	\$-
The Rock Island Boatworks, LLC	-	\$-	\$-	-	\$-	\$-
TOTAL	83,652	\$3,330,608	\$2,999,477	574,988	\$30,810,362	\$29,184,404

Total In-Person & Online Wagering	Tier 1 Wagers	Handle	Payout	Tier 2 Wagers	Handle	Payout
815 Entertainment, LLC	70,381	\$2,439,594	\$2,092,421	545,136	\$28,014,293	\$26,536,763
Alton Casino, LLC	-	\$-	\$-	-	\$-	\$-
Casino Queen, Inc.	-	\$-	\$-	-	\$-	\$-
Elgin Riverboat Resort	-	\$-	\$-	-	\$-	\$-
Fairmount Park, Inc.	-	\$-	\$-	-	\$-	\$-
FHR-Illinois, LLC	258	\$25,567	\$27,288	-	\$-	\$-
Hawthorne Race Course, Inc.	-	\$-	\$-	-	\$-	\$-
HC Aurora, LLC	60	\$9,185	\$10,378	237	\$22,059	\$22,143
HC Joliet, LLC	196	\$17,029	\$9,570	212	\$11,882	\$14,182
Midwest Gaming & Entertainment, LLC	14,723	\$1,141,136	\$1,066,114	32,129	\$3,019,681	\$2,835,478
Northside Crown Gaming, LLC	-	\$-	\$-	-	\$-	\$-
Par-A-Dice Gaming Corporation	-	\$-	\$-	-	\$-	\$-
Southern Illinois Riverboat/Casino Cruises, LLC	-	\$-	\$-	-	\$-	\$-
The Rock Island Boatworks, LLC	129	\$5,900	\$5,938	52	\$1,100	\$1,139
TOTAL	85,747	\$3,638,411	\$3,211,709	577,766	\$31,069,015	\$29,409,705

SPORTS WAGERING DETAILS 2024 BY SPORT



In-Person Wager Details	Baseball	Basketball	Boxing /MMA	Football	Golf	Hockey	Soccer
815 Entertainment, LLC	1,025	1,792	-	10,975	90	195	347
Alton Casino, LLC	81,622	112,267	3,486	131,254	6,915	14,668	9,666
Casino Queen, Inc.	51,857	65,593	7,492	68,328	11,481	19,647	12,114
Elgin Riverboat Resort	11,630	25,166	759	21,571	3,289	2,816	3,661
Fairmount Park, Inc.	12,582	14,151	1,419	23,001	6,278	5,886	1,295
FHR-Illinois, LLC	11,380	18,785	1,059	17,433	1,641	2,454	533
Hawthorne Race Course, Inc.	32,980	57,868	1,032	54,447	2,856	8,480	3,511
HC Aurora, LLC	37,293	37,668	1,554	37,768	2,158	3,983	46,052
HC Joliet, LLC	32,780	36,924	1,599	51,251	3,781	5,792	17,352
Midwest Gaming & Entertainment, LLC	60,256	93,622	8,761	80,650	10,092	17,618	71,954
Northside Crown Gaming, LLC	18,819	11,727	2,817	13,357	1,756	2,544	2,951
Par-A-Dice Gaming Corporation	5,867	13,769	237	11,279	2,573	838	187
Southern Illinois Riverboat/Casino Cruises, LLC	473	1,352	76	576	181	182	215
The Rock Island Boatworks, LLC	14,914	38,677	2,923	39,753	518	1,665	2,228
TOTAL	373,478	529,361	33,214	561,643	53,609	86,768	172,066

In-Person Wager Details	Tennis	Parlay	Other	Motor Race	Motor Race Parlay	Other Event	Other Event Parlay
815 Entertainment, LLC	-	40,645	-	128	-	1,259	1,525
Alton Casino, LLC	5,880	61,508	1,578	1,594	-	-	-
Casino Queen, Inc.	4,435	946,732	1,707	1,969	-	-	-
Elgin Riverboat Resort	1,576	164,060	35	603	-	-	-
Fairmount Park, Inc.	2,171	152,165	1,969	877	-	-	-
FHR-Illinois, LLC	352	43,129	592	877	-	2	-
Hawthorne Race Course, Inc.	2,448	189,686	238	632	-	-	-
HC Aurora, LLC	1,261	24,530	302	252	-	297	-
HC Joliet, LLC	2,068	20,345	607	1,507	-	408	-
Midwest Gaming & Entertainment, LLC	24,123	476,472	6,585	1,005	-	1,201	-
Northside Crown Gaming, LLC	601	46,119	475	208	-	-	-
Par-A-Dice Gaming Corporation	158	55,029	1,131	164	-	-	-
Southern Illinois Riverboat/Casino Cruises, LLC	4	3,644	1	42	-	-	-
The Rock Island Boatworks, LLC	701	51,973	108	347	-	181	-
TOTAL	45,778	2,276,037	15,328	10,205	-	3,348	1,525

SPORTS WAGERING DETAILS 2024 BY SPORT - CONTINUED



Online Wager Details	Baseball	Basketball	Boxing /MMA	Football	Golf	Hockey	Soccer
815 Entertainment, LLC	47,039	209,545	-	341,509	2,223	27,228	17,693
Alton Casino, LLC	-	-	-	-	-	-	-
Casino Queen, Inc.	10,276,339	16,102,483	1,874,434	15,494,871	1,853,447	2,284,488	3,425,397
Elgin Riverboat Resort	760,392	1,256,357	55,883	914,682	107,205	176,387	382,063
Fairmount Park, Inc.	14,877,911	16,508,479	433,011	13,139,003	1,373,330	1,575,359	3,300,307
FHR-Illinois, LLC	95,830	83,258	8,961	69,797	13,479	23,416	7,331
Hawthorne Race Course, Inc.	842,193	1,648,089	79,981	1,111,112	135,203	204,014	523,996
HC Aurora, LLC	996,931	2,122,687	134,331	1,422,400	179,123	335,637	351,137
HC Joliet, LLC	-	-	-	-	-	-	-
Midwest Gaming & Entertainment, LLC	1,007,148	1,710,460	122,034	1,273,216	255,202	341,441	732,737
Northside Crown Gaming, LLC	-	-	-	-	-	-	-
Par-A-Dice Gaming Corporation	1,083,599	2,404,733	101,304	1,742,451	198,355	352,524	518,640
Southern Illinois Riverboat/Casino Cruises, LLC	-	-	-	-	-	-	-
The Rock Island Boatworks, LLC	-	-	-	-	-	-	-
TOTAL	29,987,382	42,046,091	2,809,939	35,509,041	4,117,567	5,320,494	9,259,301

Online Wager Details	Tennis	Parlay	Other	Motor Race	Motor Race Parlay	Other Event	Other Event Parlay
815 Entertainment, LLC	-	1,415,772	-	1,005	114	417,012	195,721
Alton Casino, LLC	-	-	-	-	-	-	-
Casino Queen, Inc.	4,824,326	84,283,613	4,305,621	215,462	-	-	-
Elgin Riverboat Resort	396,199	2,757,407	13,807	42,154	-	-	-
Fairmount Park, Inc.	3,383,194	104,027,948	4,424,036	191,830	-	-	-
FHR-Illinois, LLC	6,289	36,544	4,584	2,045	-	256	-
Hawthorne Race Course, Inc.	990,403	5,739,180	469,744	11,331	-	-	-
HC Aurora, LLC	702,205	5,574,113	607,532	37,143	-	-	-
HC Joliet, LLC	-	-	-	-	-	-	-
Midwest Gaming & Entertainment, LLC	984,851	6,898,413	328,135	49,442	-	45,651	-
Northside Crown Gaming, LLC	-	-	-	-	-	-	-
Par-A-Dice Gaming Corporation	670,954	7,507,313	607,730	31,072	-	-	-
Southern Illinois Riverboat/Casino Cruises, LLC	-	-	-	-	-	-	-
The Rock Island Boatworks, LLC	-	-	-	-	-	-	-
TOTAL	11,958,421	218,240,303	10,761,189	581,484	114	462,919	195,721

SPORTS WAGERING DETAILS 2024 BY SPORT - CONTINUED



Total In-Person & Online Wager Details	Baseball	Basketball	Boxing/ MMA	Football	Golf	Hockey	Soccer
815 Entertainment, LLC	48,064	211,337	-	352,484	2,313	27,423	18,040
Alton Casino, LLC	81,622	112,267	3,486	131,254	6,915	14,668	9,666
Casino Queen, Inc.	10,328,196	16,168,076	1,881,926	15,563,199	1,864,928	2,304,135	3,437,511
Elgin Riverboat Resort	772,022	1,281,523	56,642	936,253	110,494	179,203	385,724
Fairmount Park, Inc.	14,890,493	16,522,630	434,430	13,162,004	1,379,608	1,581,245	3,301,602
FHR-Illinois, LLC	107,210	102,043	10,020	87,230	15,120	25,870	7,864
Hawthorne Race Course, Inc.	875,173	1,705,957	81,013	1,165,559	138,059	212,494	527,507
HC Aurora, LLC	1,034,224	2,160,355	135,885	1,460,168	181,281	339,620	397,189
HC Joliet, LLC	32,780	36,924	1,599	51,251	3,781	5,792	17,352
Midwest Gaming & Entertainment, LLC	1,067,404	1,804,082	130,795	1,353,866	265,294	359,059	804,691
Northside Crown Gaming, LLC	18,819	11,727	2,817	13,357	1,756	2,544	2,951
Par-A-Dice Gaming Corporation	1,089,466	2,418,502	101,541	1,753,730	200,928	353,362	518,827
Southern Illinois Riverboat/Casino Cruises, LLC	473	1,352	76	576	181	182	215
The Rock Island Boatworks, LLC	14,914	38,677	2,923	39,753	518	1,665	2,228
TOTAL	30,360,860	42,575,452	2,843,153	36,070,684	4,171,176	5,407,262	9,431,367

Total In-Person & Online Wager Details	Tennis	Parlay	Other	Motor Race	Motor Race Parlay	Other Event	Other Event Parlay
815 Entertainment, LLC	-	1,456,417	-	1,133	114	418,271	197,246
Alton Casino, LLC	5,880	61,508	1,578	1,594	-	-	-
Casino Queen, Inc.	4,828,761	85,230,345	4,307,328	217,431	-	-	-
Elgin Riverboat Resort	397,775	2,921,467	13,842	42,757	-	-	-
Fairmount Park, Inc.	3,385,365	104,180,113	4,426,005	192,707	-	-	-
FHR-Illinois, LLC	6,641	79,673	5,176	2,922	-	258	-
Hawthorne Race Course, Inc.	992,851	5,928,866	469,982	11,963	-	-	-
HC Aurora, LLC	703,466	5,598,643	607,834	37,395	-	297	-
HC Joliet, LLC	2,068	20,345	607	1,507	-	408	-
Midwest Gaming & Entertainment, LLC	1,008,974	7,374,885	334,720	50,447	-	46,852	-
Northside Crown Gaming, LLC	601	46,119	475	208	-	-	-
Par-A-Dice Gaming Corporation	671,112	7,562,342	608,861	31,236	-	-	-
Southern Illinois Riverboat/Casino Cruises, LLC	4	3,644	1	42	-	-	-
The Rock Island Boatworks, LLC	701	51,973	108	347	-	181	-
TOTAL	12,004,199	220,516,340	10,776,517	591,689	114	466,267	197,246

SPORTS WAGERING HANDLE DETAILS 2024 BY SPORT



In-Person Handle Details	Baseball	Basketball	Boxing/ MMA	Football	Golf	Hockey	Soccer
815 Entertainment, LLC	\$116,043	\$342,678	\$-	\$2,500,921	\$4,683	\$39,997	\$49,716
Alton Casino, LLC	\$6,948,042	\$9,579,627	\$182,636	\$15,038,772	\$166,768	\$1,219,671	\$246,646
Casino Queen, Inc.	\$7,857,143	\$10,328,482	\$900,173	\$12,995,565	\$597,844	\$1,496,099	\$1,649,228
Elgin Riverboat Resort	\$2,724,724	\$3,621,317	\$91,391	\$3,158,088	\$132,655	\$2,959,418	\$597,702
Fairmount Park, Inc.	\$2,004,040	\$1,895,585	\$67,070	\$2,696,149	\$129,143	\$1,133,980	\$95,119
FHR-Illinois, LLC	\$1,672,685	\$3,580,476	\$91,471	\$3,561,680	\$77,511	\$351,799	\$67,040
Hawthorne Race Course, Inc.	\$6,655,408	\$7,957,989	\$116,382	\$7,249,669	\$74,326	\$947,137	\$428,219
HC Aurora, LLC	\$3,960,846	\$5,663,607	\$136,683	\$4,251,580	\$105,694	\$490,086	\$1,586,077
HC Joliet, LLC	\$2,585,905	\$3,047,442	\$363,887	\$4,325,976	\$262,421	\$317,073	\$552,268
Midwest Gaming & Entertainment, LLC	\$16,507,715	\$26,506,106	\$1,308,410	\$23,985,338	\$1,474,098	\$4,670,734	\$14,700,965
Northside Crown Gaming, LLC	\$2,161,851	\$1,797,778	\$289,638	\$2,039,374	\$293,557	\$246,573	\$235,197
Par-A-Dice Gaming Corporation	\$1,494,414	\$2,595,162	\$31,842	\$1,716,373	\$61,455	\$184,538	\$15,547
Southern Illinois Riverboat/Casino Cruises, LLC	\$28,620	\$174,017	\$2,054	\$45,836	\$3,796	\$21,778	\$4,994
The Rock Island Boatworks, LLC	\$277,129	\$552,204	\$48,637	\$553,200	\$15,099	\$17,040	\$12,605
TOTAL	\$54,994,566	\$77,642,468	\$3,630,274	\$84,118,521	\$3,399,050	\$14,095,923	\$20,241,323

In-Person Handle Details	Tennis	Parlay	Other	Motor Race	Motor Race Parlay	Other Event	Other Event Parlay
815 Entertainment, LLC	\$-	\$1,772,203	\$-	\$8,442	\$-	\$159,619	\$95,921
Alton Casino, LLC	\$248,774	\$2,271,944	\$53,536	\$68,005	\$-	\$-	\$-
Casino Queen, Inc.	\$498,771	\$39,529,734	\$101,571	\$57,245	\$-	\$-	\$-
Elgin Riverboat Resort	\$180,470	\$5,462,518	\$2,371	\$144,868	\$-	\$-	\$-
Fairmount Park, Inc.	\$66,176	\$4,089,456	\$190,650	\$15,158	\$-	\$-	\$-
FHR-Illinois, LLC	\$33,375	\$1,786,457	\$298,298	\$10,391	\$-	\$30	\$-
Hawthorne Race Course, Inc.	\$259,911	\$10,981,654	\$15,711	\$16,976	\$-	\$-	\$-
HC Aurora, LLC	\$175,111	\$1,055,428	\$51,230	\$5,388	\$-	\$31,244	\$-
HC Joliet, LLC	\$129,324	\$958,081	\$44,910	\$23,037	\$-	\$28,911	\$-
Midwest Gaming & Entertainment, LLC	\$5,649,182	\$42,334,035	\$1,000,370	\$68,575	\$-	\$243,733	\$-
Northside Crown Gaming, LLC	\$82,925	\$3,045,902	\$98,687	\$5,758	\$-	\$-	\$-
Par-A-Dice Gaming Corporation	\$22,066	\$2,240,410	\$151,089	\$4,259	\$-	\$-	\$-
Southern Illinois Riverboat/Casino Cruises, LLC	\$435	\$115,562	\$20	\$325	\$-	\$-	\$-
The Rock Island Boatworks, LLC	\$6,394	\$107,212	\$17,380	\$4,354	\$-	\$7,000	\$-
TOTAL	\$7,352,915	\$115,750,597	\$2,025,822	\$432,782	\$-	\$470,536	\$95,921

* "Handle" is the amount of money placed on the wagers.

SPORTS WAGERING HANDLE DETAILS 2024 BY SPORT



Online Handle Details	Baseball	Basketball	Boxing/ MMA	Football	Golf	Hockey	Soccer
815 Entertainment, LLC	\$3,537,714	\$17,810,531	\$-	\$37,624,239	\$88,219	\$1,890,592	\$1,363,112
Alton Casino, LLC	\$-	\$-	\$-	\$-	\$-	\$-	\$-
Casino Queen, Inc.	\$565,360,052	\$1,109,396,768	\$71,691,680	\$784,762,964	\$69,217,537	\$116,021,018	\$183,766,167
Elgin Riverboat Resort	\$77,119,864	\$199,703,412	\$5,833,713	\$105,606,006	\$5,371,824	\$19,620,603	\$35,591,880
Fairmount Park, Inc.	\$351,079,006	\$1,114,180,067	\$16,292,538	\$597,146,401	\$42,483,827	\$86,179,911	\$148,645,561
FHR-Illinois, LLC	\$50,299,732	\$36,976,603	\$4,024,756	\$29,603,376	\$7,388,085	\$7,053,328	\$1,883,704
Hawthorne Race Course, Inc.	\$69,363,661	\$165,910,761	\$7,913,817	\$142,680,622	\$20,720,833	\$13,262,722	\$36,032,294
HC Aurora, LLC	\$68,326,523	\$169,023,386	\$6,250,305	\$115,313,434	\$4,865,552	\$18,833,098	\$41,784,256
HC Joliet, LLC	\$-	\$-	\$-	\$-	\$-	\$-	\$-
Midwest Gaming & Entertainment, LLC	\$94,325,199	\$193,254,130	\$8,467,955	\$119,468,221	\$7,506,430	\$24,835,374	\$63,913,506
Northside Crown Gaming, LLC	\$-	\$-	\$-	\$-	\$-	\$-	\$-
Par-A-Dice Gaming Corporation	\$74,610,431	\$169,989,507	\$5,173,192	\$106,690,963	\$7,464,329	\$18,150,687	\$31,526,140
Southern Illinois Riverboat/Casino Cruises, LLC	\$-	\$-	\$-	\$-	\$-	\$-	\$-
The Rock Island Boatworks, LLC	\$-	\$-	\$-	\$-	\$-	\$-	\$-
TOTAL	\$1,354,022,182	\$3,176,245,163	\$125,647,956	\$2,038,896,227	\$165,106,637	\$305,847,334	\$544,506,620

Online Handle Details	Tennis	Parlay	Other	Motor Race	Motor Race Parlay	Other Event	Other Event Parlay
815 Entertainment, LLC	\$-	\$26,276,477	\$-	\$36,367	\$837	\$24,189,450	\$6,008,897
Alton Casino, LLC	\$-	\$-	\$-	\$-	\$-	\$-	\$-
Casino Queen, Inc.	\$410,864,780	\$1,321,556,173	\$407,562,114	\$3,205,744	\$-	\$-	\$-
Elgin Riverboat Resort	\$60,425,620	\$117,968,175	\$1,254,335	\$1,125,481	\$-	\$-	\$-
Fairmount Park, Inc.	\$243,442,731	\$1,746,924,930	\$317,735,427	\$2,362,945	\$-	\$-	\$-
FHR-Illinois, LLC	\$1,845,378	\$4,516,567	\$1,687,737	\$265,373	\$-	\$25,538	\$-
Hawthorne Race Course, Inc.	\$88,464,071	\$233,748,946	\$32,964,773	\$201,335	\$-	\$-	\$-
HC Aurora, LLC	\$58,417,319	\$154,011,586	\$13,550,156	\$623,008	\$-	\$-	\$-
HC Joliet, LLC	\$-	\$-	\$-	\$-	\$-	\$-	\$-
Midwest Gaming & Entertainment, LLC	\$102,438,224	\$206,488,101	\$35,147,194	\$926,957	\$-	\$3,917,085	\$-
Northside Crown Gaming, LLC	\$-	\$-	\$-	\$-	\$-	\$-	\$-
Par-A-Dice Gaming Corporation	\$71,293,250	\$176,353,314	\$40,158,730	\$440,498	\$-	\$-	\$-
Southern Illinois Riverboat/Casino Cruises, LLC	\$-	\$-	\$-	\$-	\$-	\$-	\$-
The Rock Island Boatworks, LLC	\$-	\$-	\$-	\$-	\$-	\$-	\$-
TOTAL	\$1,037,191,371	\$3,987,844,269	\$850,060,466	\$9,187,707	\$837	\$28,132,072	\$6,008,897

SPORTS WAGERING HANDLE DETAILS 2024 BY SPORT CONTINUED



Total In-Person & Online Handle Details	Baseball	Basketball	Boxing/ MMA	Football	Golf	Hockey	Soccer
815 Entertainment, LLC	\$3,653,758	\$18,153,208	\$-	\$40,125,160	\$92,902	\$1,930,590	\$1,412,828
Alton Casino, LLC	\$6,948,042	\$9,579,627	\$182,636	\$15,038,772	\$166,768	\$1,219,671	\$246,646
Casino Queen, Inc.	\$573,217,196	\$1,119,725,249	\$72,591,852	\$797,758,529	\$69,815,381	\$117,517,117	\$185,415,395
Elgin Riverboat Resort	\$79,844,589	\$203,324,729	\$5,925,104	\$108,764,095	\$5,504,479	\$22,580,021	\$36,189,582
Fairmount Park, Inc.	\$353,083,046	\$1,116,075,652	\$16,359,608	\$599,842,550	\$42,612,969	\$87,313,891	\$148,740,680
FHR-Illinois, LLC	\$51,972,417	\$40,557,079	\$4,116,227	\$33,165,056	\$7,465,596	\$7,405,127	\$1,950,744
Hawthorne Race Course, Inc.	\$76,019,069	\$173,868,749	\$8,030,199	\$149,930,291	\$20,795,159	\$14,209,858	\$36,460,513
HC Aurora, LLC	\$72,287,368	\$174,686,993	\$6,386,988	\$119,565,014	\$4,971,246	\$19,323,184	\$43,370,333
HC Joliet, LLC	\$2,585,905	\$3,047,442	\$363,887	\$4,325,976	\$262,421	\$317,073	\$552,268
Midwest Gaming & Entertainment, LLC	\$110,832,914	\$219,760,236	\$9,776,365	\$143,453,559	\$8,980,528	\$29,506,109	\$78,614,471
Northside Crown Gaming, LLC	\$2,161,851	\$1,797,778	\$289,638	\$2,039,374	\$293,557	\$246,573	\$235,197
Par-A-Dice Gaming Corporation	\$76,104,845	\$172,584,669	\$5,205,034	\$108,407,336	\$7,525,785	\$18,335,225	\$31,541,687
Southern Illinois Riverboat/Casino Cruises, LLC	\$28,620	\$174,017	\$2,054	\$45,836	\$3,796	\$21,778	\$4,994
The Rock Island Boatworks, LLC	\$277,129	\$552,204	\$48,637	\$553,200	\$15,099	\$17,040	\$12,605
TOTAL	\$1,409,016,748	\$3,253,887,631	\$129,278,229	\$2,123,014,748	\$168,505,686	\$319,943,257	\$564,747,943

Total In-Person & Online Handle Details	Tennis	Parlay	Other	Motor Race	Motor Race Parlay	Other Event	Other Event Parlay
815 Entertainment, LLC	\$-	\$28,048,680	\$-	\$44,809	\$837	\$24,349,069	\$6,104,818
Alton Casino, LLC	\$248,774	\$2,271,944	\$53,536	\$68,005	\$-	\$-	\$-
Casino Queen, Inc.	\$411,363,552	\$1,361,085,907	\$407,663,685	\$3,262,990	\$-	\$-	\$-
Elgin Riverboat Resort	\$60,606,090	\$123,430,694	\$1,256,706	\$1,270,349	\$-	\$-	\$-
Fairmount Park, Inc.	\$243,508,907	\$1,751,014,386	\$317,926,077	\$2,378,103	\$-	\$-	\$-
FHR-Illinois, LLC	\$1,878,753	\$6,303,023	\$1,986,035	\$275,764	\$-	\$25,567	\$-
Hawthorne Race Course, Inc.	\$88,723,982	\$244,730,600	\$32,980,484	\$218,311	\$-	\$-	\$-
HC Aurora, LLC	\$58,592,430	\$155,067,014	\$13,601,386	\$628,395	\$-	\$31,244	\$-
HC Joliet, LLC	\$129,324	\$958,081	\$44,910	\$23,037	\$-	\$28,911	\$-
Midwest Gaming & Entertainment, LLC	\$108,087,406	\$248,822,136	\$36,147,564	\$995,532	\$-	\$4,160,817	\$-
Northside Crown Gaming, LLC	\$82,925	\$3,045,902	\$98,687	\$5,758	\$-	\$-	\$-
Par-A-Dice Gaming Corporation	\$71,315,315	\$178,593,724	\$40,309,819	\$444,757	\$-	\$-	\$-
Southern Illinois Riverboat/Casino Cruises, LLC	\$435	\$115,562	\$20	\$325	\$-	\$-	\$-
The Rock Island Boatworks, LLC	\$6,394	\$107,212	\$17,380	\$4,354	\$-	\$7,000	\$-
TOTAL	\$1,044,544,286	\$4,103,594,866	\$852,086,288	\$9,620,489	\$837	\$28,602,608	\$6,104,818

SPORTS WAGERING PAYOUT DETAILS 2024 BY SPORT



In-Person Payout Details	Baseball	Basketball	Boxing /MMA	Football	Golf	Hockey	Soccer
815 Entertainment, LLC	\$96,298	\$322,121	\$-	\$2,628,154	\$5,350	\$22,691	\$39,970
Alton Casino, LLC	\$6,442,905	\$9,289,594	\$127,944	\$16,042,356	\$140,949	\$1,120,870	\$216,147
Casino Queen, Inc.	\$7,495,337	\$9,997,770	\$820,700	\$13,078,428	\$529,690	\$1,423,694	\$1,538,031
Elgin Riverboat Resort	\$2,492,602	\$3,320,018	\$90,410	\$3,102,211	\$138,207	\$2,860,822	\$517,913
Fairmount Park, Inc.	\$1,926,664	\$1,813,473	\$50,677	\$2,585,286	\$101,646	\$1,028,674	\$101,101
FHR-Illinois, LLC	\$1,589,066	\$3,241,188	\$72,759	\$3,540,801	\$50,992	\$385,499	\$52,407
Hawthorne Race Course, Inc.	\$6,837,826	\$7,841,276	\$80,273	\$6,603,086	\$67,315	\$889,839	\$414,471
HC Aurora, LLC	\$3,852,444	\$5,324,826	\$101,503	\$3,771,313	\$73,073	\$479,123	\$1,379,592
HC Joliet, LLC	\$2,363,343	\$2,819,326	\$317,133	\$3,996,269	\$246,310	\$251,380	\$433,875
Midwest Gaming & Entertainment, LLC	\$16,337,826	\$25,210,360	\$1,332,463	\$23,609,510	\$1,379,692	\$4,377,854	\$14,729,294
Northside Crown Gaming, LLC	\$1,934,346	\$1,632,895	\$285,191	\$1,985,562	\$241,772	\$236,766	\$226,730
Par-A-Dice Gaming Corporation	\$1,470,021	\$2,458,859	\$23,231	\$1,735,926	\$48,804	\$164,676	\$16,680
Southern Illinois Riverboat/Casino Cruises, LLC	\$27,144	\$166,991	\$2,464	\$37,504	\$5,562	\$19,733	\$4,683
The Rock Island Boatworks, LLC	\$246,927	\$557,774	\$44,865	\$590,343	\$10,014	\$9,699	\$10,141
TOTAL	\$53,112,749	\$73,996,472	\$3,349,613	\$83,306,747	\$3,039,376	\$13,271,321	\$19,681,034

In-Person Payout Details	Tennis	Parlay	Other	Motor Race	Motor Race Parlay	Other Event	Other Event Parlay
815 Entertainment, LLC	\$-	\$1,561,281	\$-	\$8,735	\$-	\$82,429	\$94,058
Alton Casino, LLC	\$219,748	\$1,756,342	\$51,568	\$50,958	\$-	\$-	\$-
Casino Queen, Inc.	\$392,326	\$33,646,235	\$102,386	\$52,551	\$-	\$-	\$-
Elgin Riverboat Resort	\$145,383	\$4,437,220	\$1,665	\$164,091	\$-	\$-	\$-
Fairmount Park, Inc.	\$55,258	\$3,558,095	\$215,569	\$7,322	\$-	\$-	\$-
FHR-Illinois, LLC	\$39,935	\$1,609,121	\$243,604	\$3,338	\$-	\$-	\$-
Hawthorne Race Course, Inc.	\$272,734	\$10,089,599	\$14,888	\$13,915	\$-	\$-	\$-
HC Aurora, LLC	\$125,950	\$819,759	\$52,643	\$2,141	\$-	\$32,521	\$-
HC Joliet, LLC	\$111,164	\$709,917	\$40,647	\$13,761	\$-	\$23,752	\$-
Midwest Gaming & Entertainment, LLC	\$5,317,072	\$36,599,102	\$925,570	\$32,836	\$-	\$197,697	\$-
Northside Crown Gaming, LLC	\$90,897	\$2,527,337	\$103,300	\$4,073	\$-	\$-	\$-
Par-A-Dice Gaming Corporation	\$18,453	\$1,944,260	\$144,078	\$1,571	\$-	\$-	\$-
Southern Illinois Riverboat/Casino Cruises, LLC	\$88	\$72,891	\$-	\$25	\$-	\$-	\$-
The Rock Island Boatworks, LLC	\$6,758	\$72,798	\$12,392	\$1,336	\$-	\$7,077	\$-
TOTAL	\$6,795,768	\$99,403,957	\$1,908,310	\$356,653	\$-	\$343,476	\$94,058

SPORTS WAGERING PAYOUT DETAILS 2024 BY SPORT CONTINUED



Online Payout Details	Baseball	Basketball	Boxing /MMA	Football	Golf	Hockey	Soccer
815 Entertainment, LLC	\$3,331,613	\$17,671,858	\$-	\$36,491,480	\$107,731	\$1,837,992	\$1,272,856
Alton Casino, LLC	\$-	\$-	\$-	\$-	\$-	\$-	\$-
Casino Queen, Inc.	\$538,146,301	\$1,058,280,498	\$62,906,986	\$753,124,042	\$67,239,957	\$106,947,645	\$168,641,906
Elgin Riverboat Resort	\$74,201,285	\$193,722,685	\$5,575,873	\$101,467,342	\$4,990,036	\$18,942,811	\$34,186,150
Fairmount Park, Inc.	\$330,100,996	\$1,072,598,884	\$15,996,231	\$574,571,745	\$40,450,899	\$80,799,775	\$138,951,585
FHR-Illinois, LLC	\$50,436,900	\$36,316,012	\$4,073,190	\$29,067,196	\$7,174,478	\$7,127,097	\$1,960,416
Hawthorne Race Course, Inc.	\$63,974,238	\$156,286,349	\$7,435,949	\$131,889,329	\$19,115,367	\$12,241,423	\$33,675,190
HC Aurora, LLC	\$65,059,808	\$163,085,927	\$5,747,683	\$111,395,134	\$4,330,230	\$17,824,556	\$38,117,304
HC Joliet, LLC	\$-	\$-	\$-	\$-	\$-	\$-	\$-
Midwest Gaming & Entertainment, LLC	\$89,819,325	\$183,211,008	\$7,790,351	\$113,790,259	\$6,750,714	\$23,161,484	\$58,690,862
Northside Crown Gaming, LLC	\$-	\$-	\$-	\$-	\$-	\$-	\$-
Par-A-Dice Gaming Corporation	\$71,892,504	\$162,147,940	\$4,582,223	\$100,857,796	\$6,704,906	\$17,048,440	\$28,345,218
Southern Illinois Riverboat/Casino Cruises, LLC	\$-	\$-	\$-	\$-	\$-	\$-	\$-
The Rock Island Boatworks, LLC	\$-	\$-	\$-	\$-	\$-	\$-	\$-
TOTAL	\$1,286,962,969	\$3,043,321,161	\$114,108,487	\$1,952,654,321	\$156,864,318	\$285,931,223	\$503,841,488

Online Payout Details	Tennis	Parlay	Other	Motor Race	Motor Race Parlay	Other Event	Other Event Parlay
815 Entertainment, LLC	\$-	\$22,654,252	\$-	\$48,961	\$999	\$23,299,181	\$5,153,516
Alton Casino, LLC	\$-	\$-	\$-	\$-	\$-	\$-	\$-
Casino Queen, Inc.	\$388,306,406	\$1,110,406,576	\$384,753,780	\$2,684,606	\$-	\$-	\$-
Elgin Riverboat Resort	\$56,066,480	\$101,170,316	\$1,231,031	\$989,579	\$-	\$-	\$-
Fairmount Park, Inc.	\$229,107,061	\$1,394,500,215	\$297,654,165	\$1,798,353	\$-	\$-	\$-
FHR-Illinois, LLC	\$1,786,074	\$4,298,203	\$1,577,893	\$210,284	\$-	\$27,288	\$-
Hawthorne Race Course, Inc.	\$83,282,952	\$195,502,042	\$31,515,795	\$160,295	\$-	\$-	\$-
HC Aurora, LLC	\$54,598,654	\$131,696,111	\$14,373,648	\$535,162	\$-	\$-	\$-
HC Joliet, LLC	\$-	\$-	\$-	\$-	\$-	\$-	\$-
Midwest Gaming & Entertainment, LLC	\$94,647,727	\$172,869,115	\$32,582,059	\$780,013	\$-	\$3,703,895	\$-
Northside Crown Gaming, LLC	\$-	\$-	\$-	\$-	\$-	\$-	\$-
Par-A-Dice Gaming Corporation	\$66,551,822	\$162,983,369	\$37,149,937	\$316,241	\$-	\$-	\$-
Southern Illinois Riverboat/Casino Cruises, LLC	\$-	\$-	\$-	\$-	\$-	\$-	\$-
The Rock Island Boatworks, LLC	\$-	\$-	\$-	\$-	\$-	\$-	\$-
TOTAL	\$974,347,176	\$3,296,080,199	\$800,838,308	\$7,523,493	\$999	\$27,030,364	\$5,153,516

SPORTS WAGERING PAYOUT DETAILS 2024 BY SPORT CONTINUED



Total In-Person & Online Payout Details	Baseball	Basketball	Boxing /MMA	Football	Golf	Hockey	Soccer
815 Entertainment, LLC	3,427,911	\$17,993,979	\$-	\$39,119,634	\$113,081	\$1,860,683	\$1,312,826
Alton Casino, LLC	\$6,442,905	\$9,289,594	\$127,944	\$16,042,356	\$140,949	\$1,120,870	\$216,147
Casino Queen, Inc.	\$545,641,637	\$1,068,278,268	\$63,727,687	\$766,202,470	\$67,769,647	\$108,371,339	\$170,179,937
Elgin Riverboat Resort	\$76,693,887	\$197,042,703	\$5,666,282	\$104,569,553	\$5,128,243	\$21,803,633	\$34,704,063
Fairmount Park, Inc.	\$332,027,661	\$1,074,412,357	\$16,046,909	\$577,157,031	\$40,552,545	\$81,828,448	\$139,052,685
FHR-Illinois, LLC	\$52,025,966	\$39,557,200	\$4,145,949	\$32,607,996	\$7,225,471	\$7,512,597	\$2,012,823
Hawthorne Race Course, Inc.	\$70,812,064	\$164,127,625	\$7,516,222	\$138,492,415	\$19,182,682	\$13,131,262	\$34,089,661
HC Aurora, LLC	\$68,912,253	\$168,410,753	\$5,849,186	\$115,166,447	\$4,403,303	\$18,303,679	\$39,496,897
HC Joliet, LLC	\$2,363,343	\$2,819,326	\$317,133	\$3,996,269	\$246,310	\$251,380	\$433,875
Midwest Gaming & Entertainment, LLC	\$106,157,150	\$208,421,368	\$9,122,814	\$137,399,769	\$8,130,406	\$27,539,338	\$73,420,156
Northside Crown Gaming, LLC	\$1,934,346	\$1,632,895	\$285,191	\$1,985,562	\$241,772	\$236,766	\$226,730
Par-A-Dice Gaming Corporation	\$73,362,525	\$164,606,799	\$4,605,454	\$102,593,722	\$6,753,710	\$17,213,116	\$28,361,897
Southern Illinois Riverboat/Casino Cruises, LLC	\$27,144	\$166,991	\$2,464	\$37,504	\$5,562	\$19,733	\$4,683
The Rock Island Boatworks, LLC	\$246,927	\$557,774	\$44,865	\$590,343	\$10,014	\$9,699	\$10,141
TOTAL	\$1,340,075,718	\$3,117,317,633	\$117,458,100	\$2,035,961,068	\$159,903,694	\$299,202,544	\$523,522,522

Total In-Person & Online Payout Detail	Tennis	Parlay	Other	Motor Race	Motor Race Parlay	Other Event	Other Event Parlay
815 Entertainment, LLC	\$-	\$24,215,534	\$-	\$57,696	\$999	\$23,381,610	\$5,247,574
Alton Casino, LLC	\$219,748	\$1,756,342	\$51,568	\$50,958	\$-	\$-	\$-
Casino Queen, Inc.	\$388,698,732	\$1,144,052,811	\$384,856,166	\$2,737,157	\$-	\$-	\$-
Elgin Riverboat Resort	\$56,211,863	\$105,607,536	\$1,232,696	\$1,153,670	\$-	\$-	\$-
Fairmount Park, Inc.	\$229,162,318	\$1,398,058,309	\$297,869,734	\$1,805,675	\$-	\$-	\$-
FHR-Illinois, LLC	\$1,826,010	\$5,907,323	\$1,821,497	\$213,622	\$-	\$27,288	\$-
Hawthorne Race Course, Inc.	\$83,555,687	\$205,591,641	\$31,530,683	\$174,209	\$-	\$-	\$-
HC Aurora, LLC	\$54,724,604	\$132,515,870	\$14,426,291	\$537,303	\$-	\$32,521	\$-
HC Joliet, LLC	\$111,164	\$709,917	\$40,647	\$13,761	\$-	\$23,752	\$-
Midwest Gaming & Entertainment, LLC	\$99,964,800	\$209,468,217	\$33,507,629	\$812,849	\$-	\$3,901,592	\$-
Northside Crown Gaming, LLC	\$90,897	\$2,527,337	\$103,300	\$4,073	\$-	\$-	\$-
Par-A-Dice Gaming Corporation	\$66,570,275	\$164,927,630	\$37,294,015	\$317,812	\$-	\$-	\$-
Southern Illinois Riverboat/Casino Cruises, LLC	\$88	\$72,891	\$-	\$25	\$-	\$-	\$-
The Rock Island Boatworks, LLC	\$6,758	\$72,798	\$12,392	\$1,336	\$-	\$7,077	\$-
TOTAL	\$981,142,944	\$3,395,484,156	\$802,746,617	\$7,880,146	\$999	\$27,373,840	\$5,247,574

FURTHER READING AND RESOURCES 2024



♥ [Prohibited Conduct Report Portal](#).

♣ Please follow the hyperlinks to view disciplinary complaints for [casinos](#), [video gaming](#) and [sports wagering](#).

♠ Please follow the hyperlinks to view information about Illinois Gaming [Board Members](#) and [Administration](#).

♦ Prior [Board meeting agendas and minutes](#).

♥ [Illinois Casino Business Enterprise Program Annual Report, Illinois Gaming Casino Promotions Report, Sports Wagering Supplier Annual Diversity Report, and prior reports](#).

♣ [Employment opportunities with IGB](#).

♠ Information needed to submit [Freedom of Information Act requests](#).

♦ Current list of [casino applicants and licensees](#).

♥ [Casino vendor opportunities](#).

♣ Current list of [approved casino games](#).

♠ Please follow the hyperlink for applications and forms for [casino gambling](#), [video gaming](#), and [sports wagering](#).

♦ Please follow the hyperlink for FAQs for [casino gambling](#), [video gaming](#), and [sports wagering](#).

♥ Please follow the hyperlinks for monthly reports for [casino gambling](#), [video gaming](#) and [sports wagering](#).

♣ [Help for problem gamblers](#).

♠ [Contact the Illinois Gaming Board](#).



160 N. LaSalle St.
Suite 300
Chicago, Illinois 60601
312-814-4700

801 S. 7th St.
Suite 400 South
Springfield, Illinois 62703
312-814-4700

WWW.IGB.ILLINOIS.GOV

Illinois Gaming Board

2024

Annual Report

CREDITS

Marcus D. Fruchter, Administrator

Elizabeth Engelman, Revenue Accounting Manager

Kevin High, Chief Financial Officer

Beth Kaufman, Director of Communications

Caleb Melamed, Legislative Liaison

Joe Miller, Policy Director

Gene O'Shea, Self Exclusion Program Director

Dovie Shelby, DEIA Program Manager

Alex Sobor, Legislative Liaison

Rebecca Shorr, Private Secretary—Chicago

GRAPHIC DESIGN:

Kim Gilmore, GMCI Creative

Misha Gulati, GMCI Creative