



Illinois 2019 Body Camera Report

Table of Contents

Introduction	4
Executive Summary	5
Department Overview – Bedford Park Police Department.....	6
Department Overview – Bellwood Police Department	7
Department Overview – Bethany Police Department.....	8
Department Overview – Bloomington Police Department.....	9
Department Overview – Bourbonnais Police Department.....	10
Department Overview – Broadview Police Department	11
Department Overview – Bunker Hill Police Department	12
Department Overview – Centralia Police Department	13
Department Overview – Champaign Police Department	14
Department Overview – Champaign County Sheriff’s Office	16
Department Overview – Charleston Police Department	18
Department Overview – Chenoa Police Department	19
Department Overview – Chicago Police Department.....	20
Department Overview – Chillicothe Police Department	22
Department Overview – Chrisman Police Department	23
Department Overview – Christian County Sheriff’s Office	24
Department Overview – Coal Valley Police Department.....	25
Department Overview – Coles County Sheriff’s Office	26
Department Overview – Dana Police Department	27
Department Overview – East Peoria Police Department	28
Department Overview – Elgin Police Department.....	29
Department Overview – Evergreen Park Police Department.....	31
Department Overview – Farmer City Police Department	32
Department Overview – Fayette County Sheriff’s Office.....	33
Department Overview – Findlay Police Department	34
Department Overview – Geneseo Police Department	35
Department Overview – Glasford Police Department	36
Department Overview – Glenwood Police Department.....	37
Department Overview – Greenup Police Department.....	38
Department Overview – Harrisburg Police Department.....	39
Department Overview – Harvard Police Department.....	40
Department Overview – Homewood Police Department.....	41

Department Overview – Kendall County Sheriff’s Office.....42

Department Overview – Lake Villa Police Department43

Department Overview – Lakemoor Police Department.....44

Department Overview – Lexington Police Department45

Department Overview – Manteno Police Department.....46

Department Overview – Maroa Police Department47

Department Overview – Metra Police Department48

Department Overview – Moline Police Department49

Department Overview – Morris Police Department.....50

Department Overview – Mundelein Police Department51

Department Overview – Neoga Police Department53

Department Overview – Normal Police Department54

Department Overview – Olympia Fields Police Department55

Department Overview – Park Forest Police Department56

Department Overview – Paxton Police Department57

Department Overview – Pulaski County Sheriff’s Office58

Department Overview – Quincy Police Department.....59

Department Overview – Rantoul Police Department60

Department Overview – Richton Park Police Department61

Department Overview – Rock Island Police Department62

Department Overview – Rock Island County Sheriff’s Office63

Department Overview – Rock Falls Police Department.....64

Department Overview – Rockdale Police Department.....65

Department Overview – Roselle Police Department.....66

Department Overview – Rosemont Public Safety Department67

Department Overview – Silvis Police Department68

Department Overview – Spring Grove Police Department.....69

Department Overview – Springfield Police Department.....70

Department Overview – St. Elmo Police Department71

Department Overview – University of Chicago Police Department72

Department Overview – University of Illinois at Chicago Police Department73

Department Overview – University of Illinois at Urbana Police Department.....74

Department Overview – Urbana Police Department.....75

Department Overview – Wayne County Sheriff’s Office76

Department Overview – West Chicago Police Department.....77

Department Overview – Will County Sheriff’s Office.....78
Department Overview – Woodstock Police Department.....79
Department Overview – Zion Police Department.....80

Introduction

This 2019 Body Worn Camera Report contains a summary of departments that submitted body worn camera program reports to the Illinois Law Enforcement Training and Standards Board (ILETSB). Each department overview includes narrative information and data provided by the department. Visual charts identify the ten (10) most frequent charges related to incidents; a single incident may have multiple charges. Departments reporting less than five (5) charges exclude visual charts. ILETSB is the repository for department reports.

Seventy-five (75) law enforcement departments submitted body worn camera program reports for the period of January 1, 2019, to December 31, 2019. Categorically, six (6) campus law enforcement departments, nine (9) sheriff's offices, and sixty (60) municipal law enforcement departments submitted reports.

Five (5) law enforcement departments utilize body worn cameras but had zero (0) recordings for the period of January 1, 2019, to December 31, 2019. Therefore, this report excludes these departments:

- Illinois Central College Campus Police Department
- Loyola University Chicago Department of Campus Safety
- Northern Illinois University Police Department
- San Jose Police Department
- Southern Illinois Airport Authority Police Department

Executive Summary

Departments provide a brief overview, which includes number of officers in the department, number of body worn cameras, and number of officers who use those cameras.

Technical Issues

Common technical issues include low battery life, cameras not charging, difficulty uploading footage, and cameras falling off the officer. Departments may list remedies to the issues.

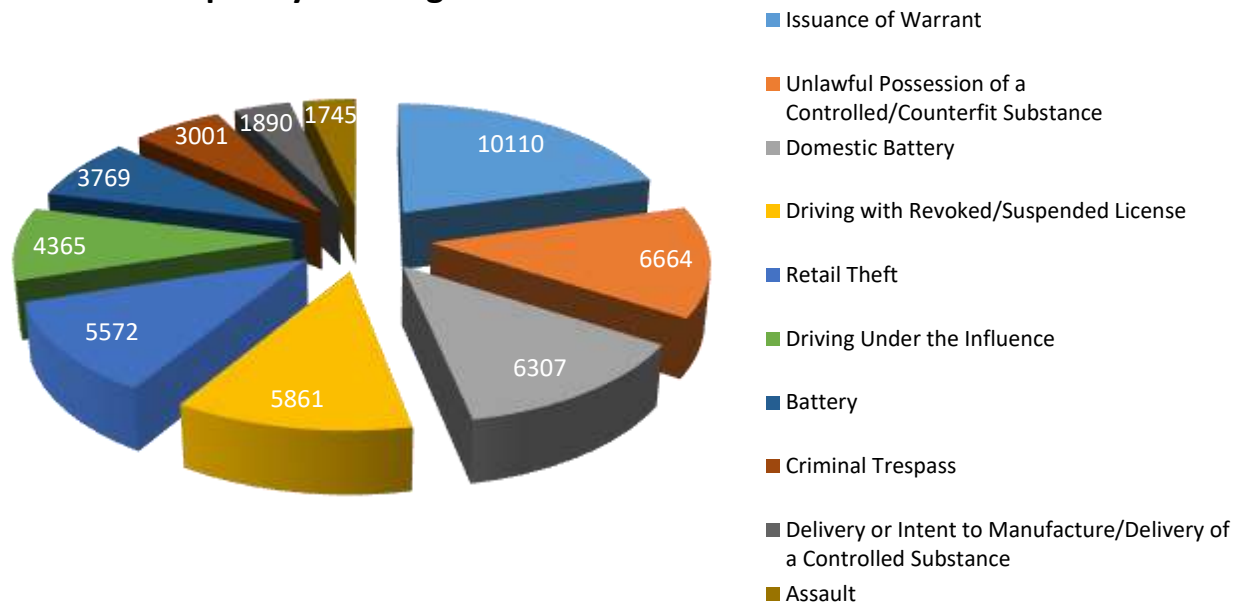
Review Process

Departments report review policy on body worn camera footage.

Incidents

Departments report incidents when prosecutors use body worn camera footage. This section counts and lists incidents and offenses charged. Please note, one (1) incident may contain multiple offenses charged. Between January 1, 2019, and December 31, 2019, seventy (70) departments report seventy-nine thousand four hundred thirty-four (79,434) incidents leading to eighty-nine thousand five hundred two (89,502) offenses charged. Over fifty-five percent (55%) of offenses charged were the following ten (10) offenses:

Greatest Frequency of Charges



Department Overview – Bedford Park Police Department

Bedford Park Police Department consists of thirty-six (36) full-time officers who utilize thirty-three (33) body worn cameras.

Technical Issues

Bedford Park Police Department reports minor technical issues with the body worn cameras randomly shutting down. The Department resolves such issues by a reboot of the cameras and cleaning out the socket with air.

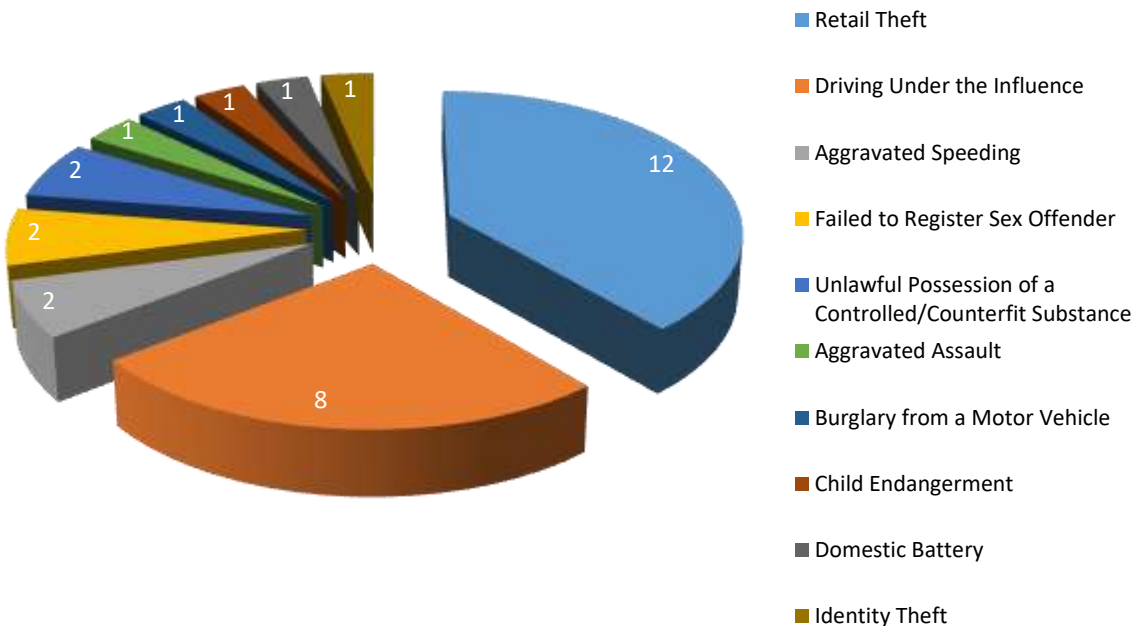
Review Process

Bedford Park Police Department has two (2) assigned personnel to review body worn camera videos. The Deputy Chief and a sergeant review the videos each month to ensure each officer is following the Bedford Park Police Department body worn camera policy. The Chief of Police and Deputy Chief receive monthly reviews.

Incidents

Between March 19, 2019, and December 30, 2019, Bedford Park Police Department reports thirty-seven (37) incidents leading to thirty-seven (37) offenses charged. Below is a snapshot of greatest frequency of offenses charged.

Greatest Frequency of Charges



Department Overview – Bellwood Police Department

Bellwood Police Department consists of thirty-nine (39) full-time officers and ten (10) part-time officers. Forty-nine (49) officers utilize body worn cameras.

Technical Issues

Bellwood Police Department reports issues with the body worn cameras failing to function properly. A hard reset of the camera remedies this issue.

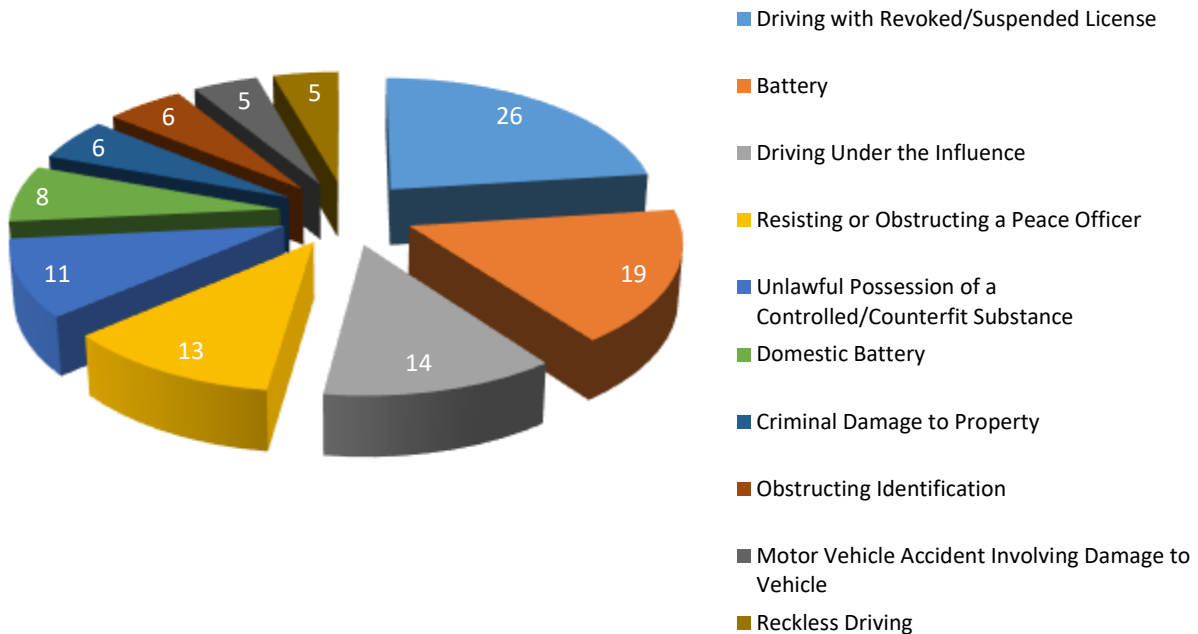
Review Process

Bellwood Police Department supervisors review body worn camera recordings to ensure cameras operate, officers appropriately use devices, and to identify areas for training or guidance. Officers are expected to follow body worn camera usage and retention as set forth by 50 ILCS 706/10.

Incidents

Between January 4, 2019, and December 31, 2019, Bellwood Police Department reports one hundred sixty-three (163) incidents leading to one hundred seventy (170) offenses charged. Below is a snapshot of greatest frequency of offenses charged.

Greatest Frequency of Charges



Department Overview – Bethany Police Department

Bethany Police Department consists of two (2) full-time officers who utilize two (2) body worn cameras, effective June 1, 2019.

Technical Issues

Bethany Police Department reports issues with uploading failures. When technical issues arise, Bethany Police Department contacts the manufacturer to troubleshoot, which resolves the issues.

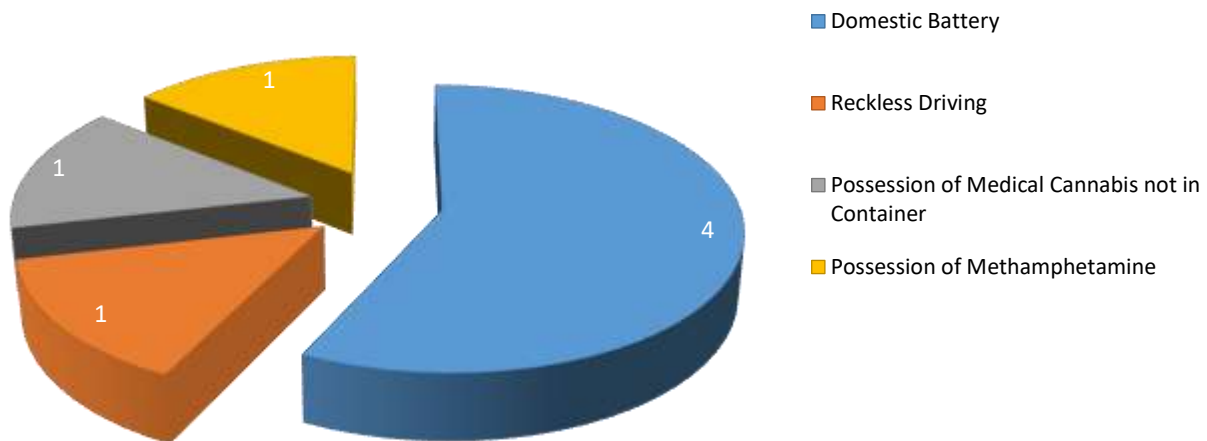
Review Process

Bethany Police Department Chief of Police reviews all recordings. Reviews are done after the incident or when the Chief is back on duty.

Incidents

Between June 13, 2019, and December 23, 2019, Bethany Police Department reports seven (7) incidents leading to seven (7) offenses charged. Below is a snapshot of greatest frequency of offenses charged.

Greatest Frequency of Charges



Department Overview – Bloomington Police Department

Bloomington Police Department contracted with Axon for body worn cameras, officially launching their current program on February 26, 2019. The Department fields ninety-eight (98) body worn cameras with two (2) additional cameras in reserve, for a total of one-hundred and one (101) cameras.

Technical Issues

Bloomington Police Department reports minimal hardware issues, with one (1) camera failing to upload due to a hardware failure. Vendor repairs resolve hardware failure issues.

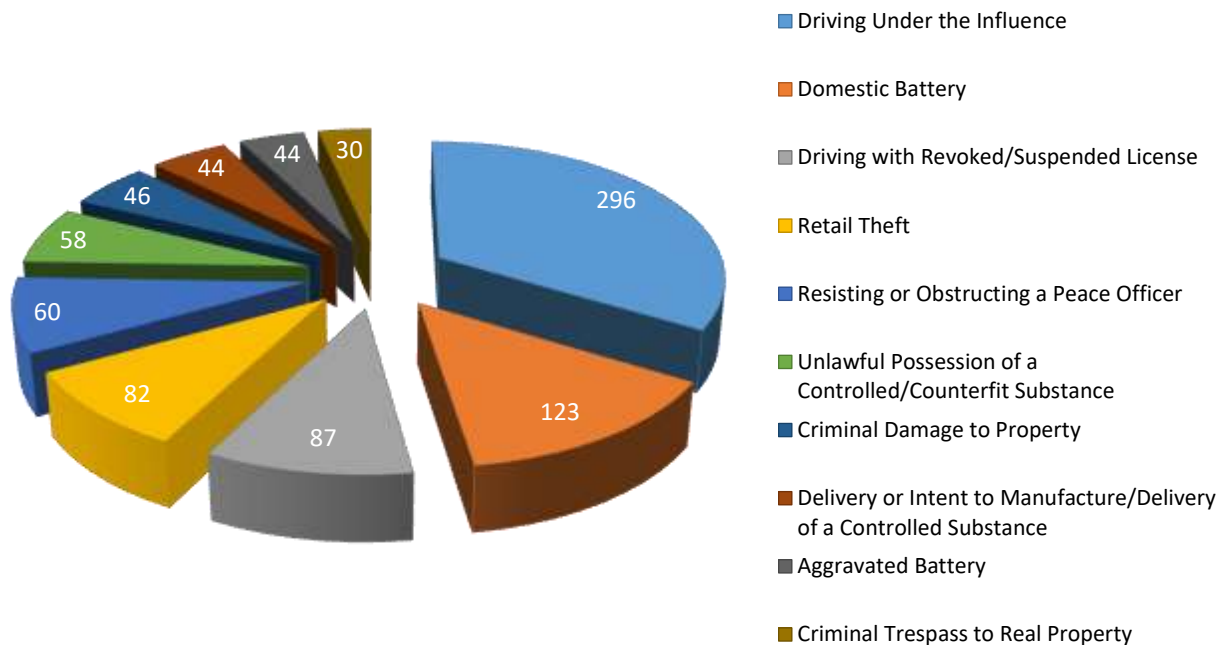
Review Process

Bloomington Police Department supervisors review footage based on calls for service, complaints, or other relevant issues; a minimum of two (2) random videos per officer per month are reviewed.

Incidents

Between January 1, 2019, and December 31, 2019, Bloomington Police Department reports one thousand two hundred ninety-two (1,292) incidents leading to one thousand four hundred fifty-two (1,452) offenses charged. Below is a snapshot of greatest frequency of offenses charged.

Greatest Frequency of Charges



Department Overview – Bourbonnais Police Department

Bourbonnais Police Department consists of twenty-six officers (26) who utilize eleven (11) body worn cameras. The Department consists of one (1) chief, one (1) deputy chief, six (6) sergeants, two (2) detectives, one (1) school resource officer, one (1) special agent, and fourteen (14) patrol officers.

Technical Issues

Bourbonnais Police Department reports user error, battery, clip, and syncing issues.

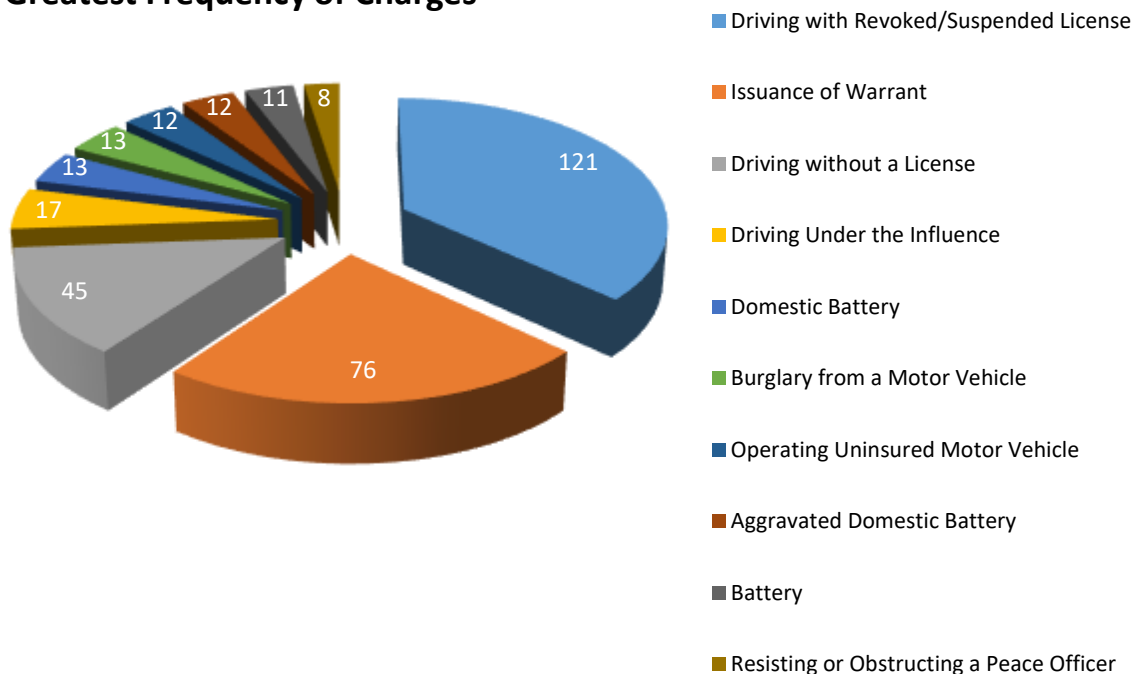
Review Process

Bourbonnais Police Department shift supervisors and administrators have the right to review body camera videos any time they are investigating alleged misconduct or reports of meritorious conduct, or whenever such recordings would be beneficial in reviewing an officer's performance or training exercise.

Incidents

Between January 1, 2019, and December 31, 2019, Bourbonnais Police Department reports three hundred fifty-one (351) incidents leading to three hundred seventy (370) offenses charged. Below is a snapshot of greatest frequency of offenses charged.

Greatest Frequency of Charges



Department Overview – Broadview Police Department

Broadview Police Department implemented its body worn camera program August 1, 2016. The Department has thirty-one (31) body worn cameras, with twenty-six (26) of the thirty (30) sworn officers utilizing the body worn cameras.

Technical Issues

Broadview Police Department reports no technical issues outside of user error.

Review Process

Broadview Police Department supervisors review body worn camera footage of each officer at least once every sixty (60) day period and log this review in a database.

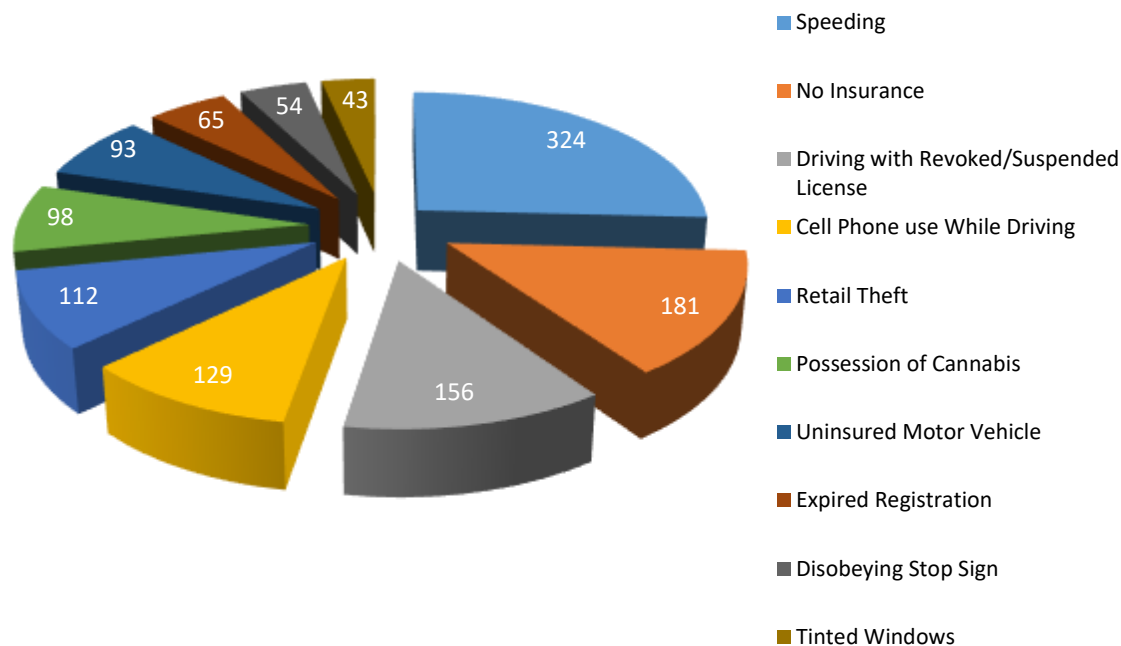
Supervisors review footage for quality control measures.

Footage may be used for discipline only if a citizen formally or informally files a complaint, an officer uses force during an incident, an incident may result in formal investigation under the Uniform Peace Officers' Disciplinary Act, or as corroboration of other misconduct.

Incidents

Between January 1, 2019, and December 31, 2019, Broadview Police Department reports one thousand four hundred thirteen (1,413) incidents leading to two thousand one hundred forty-six (2,146) offenses charged. Below is a snapshot of greatest frequency of offenses charged.

Greatest Frequency of Charges



Department Overview – Bunker Hill Police Department

Bunker Hill Police Department consists of twelve (12) officers, two (2) full-time and ten (10) part-time, who utilize two (2) body worn cameras.

Technical Issues

Bunker Hill Police Department reports issues with the battery life of the body worn cameras.

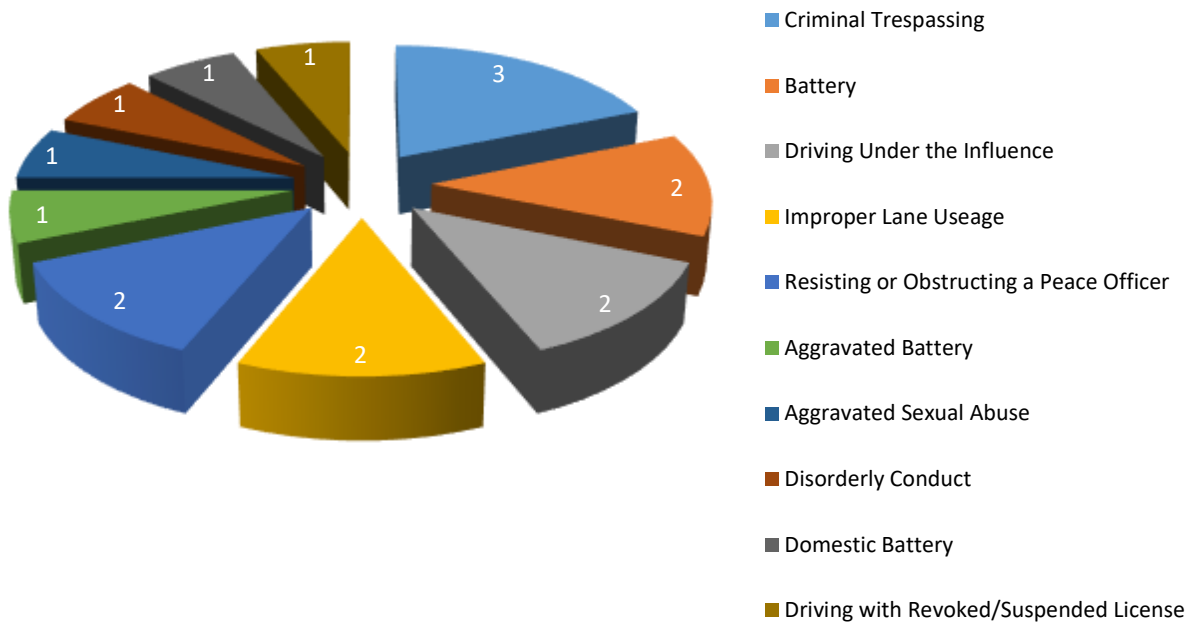
Review Process

Bunker Hill Police Department Police Chief reviews the camera(s) weekly or if there is an active investigation/incident where it captured footage needed for review.

Incidents

Between January 7, 2019, and October 12, 2019, Bunker Hill Police Department reports seventeen (17) incidents leading to twenty-six (26) offenses charged. Below is a snapshot of greatest frequency of offenses charged.

Greatest Frequency of Charges



Department Overview – Centralia Police Department

Centralia Police Department initiated a body worn camera program in July 2018. Five (5) sergeants and thirteen (13) officers use Axon 2 Body Worn Cameras with two (2) extra cameras for future officers.

Technical Issues

Centralia Police Department reports no major technical issues, but a few body worn cameras were exchanged with Axon. Supervisors monitor street-level issues with a body worn camera evaluation sheet. Administrative staff reviews evaluation sheets for reoccurring issues. Issues the Department experiences include officers forgetting to activate cameras, officers inappropriately muting audio, and body worn cameras falling off the officer. Officer experience/familiarity reduces forgetting to activate. Implementing a different mounting on a molle vest resolves the issue.

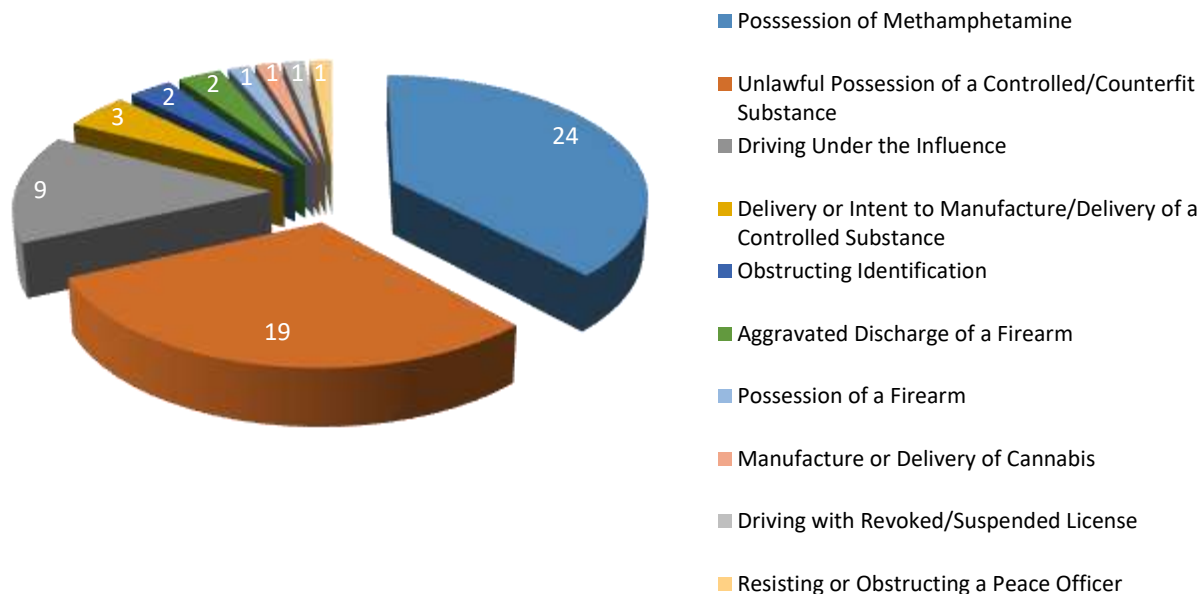
Review Process

Centralia Police Department supervisors review and forward reports and body worn camera footage for use of force above normal handcuffing and soft empty hand control. Supervisors randomly review three (3) videos each month and maintain a spreadsheet on a shared drive. This process ensures proper use, functionality of equipment, professionalism, and officer safety.

Incidents

Between January 7, 2019, and October 29, 2019, Centralia Police Department reports seventy (70) incidents leading to seventy (70) offenses charged. Below is a snapshot of greatest frequency of offenses charged.

Greatest Frequency of Charges



Department Overview – Champaign Police Department

Champaign Police Department consists of one hundred sixteen (116) officers who utilize one hundred sixteen (116) body worn cameras. In July 2017, the City of Champaign Police Department completed its full implementation of body worn cameras to all sworn law enforcement officers in every division of the department.

Technical Issues

Champaign Police Department reports many issues for body worn cameras:

- Officers misclassify footage;
- Charging cables fail. Department purchases cables to resolve issue;
- Camera synchronization failure. Panasonic support staff resolves issue;
- Camera uploading failure. Panasonic support staff manually uploads footage;
- Camera mount failure. Panasonic improves magnetic mounts;
- Improperly activating cameras. Panasonic improves design;
- Camera recording failure. Camera synchronizes incorrectly to car and Wi-Fi connection fails. Department provides further training;
- Footage sharing limitations. State's Attorney's Office unable to access shared folder; department provides videos on discs and portable hard drives to ensure the State's Attorney's Office receives copies of the videos;
- Previous issues involving lack of free space on the main server was resolved in 2019 by purchasing additional storage space; and
- Other minor issues include loose USB ports causing poor connection, the body worn camera not charging, recording issues, importing errors, and possible short inside the body worn camera. Champaign Police Department staff resolves the issues themselves and/or via the warranty process.

Review Process

Champaign Police Department supervisors:

- Randomly view footage for quality;
- Review use of force incidents above normal handcuffing;
- Review footage officers flag and note footage reviewed before writing report;
- Randomly review footage to ensure policy compliance;
- Review footage before debriefings;
- Review footage of complaints; and
- Review footage of FOIA requests.

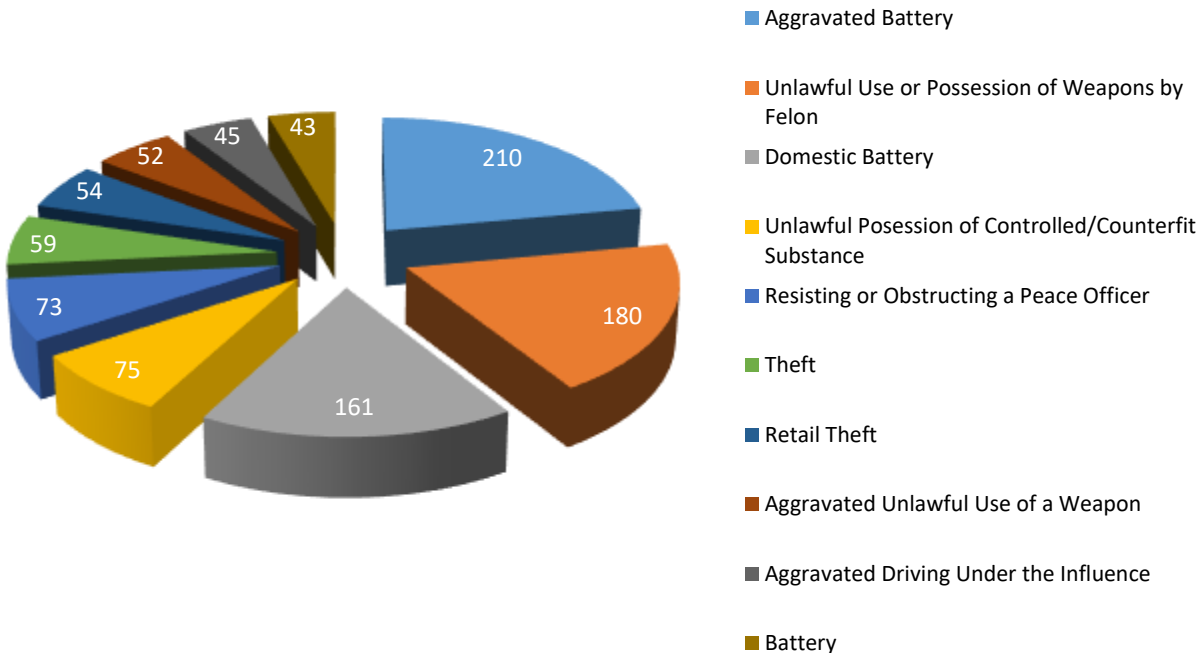
Department Overview – Champaign Police Department continued

Deputy Chief reviews accidental footage to maintain officer's privacy. City of Champaign Legal Department, Champaign County State's Attorney's Office, and defense attorneys review footage for legal proceedings. The video program manager (City of Champaign Police Department Lieutenant) reviews random videos on a consistent basis to ensure compliance with the Department's policy and procedures as well as state law. The City of Champaign Police Department's Administration and Professional Standards Division review videos related to allegations of misconduct. Beginning May 2019, the City of Champaign Human Relations Commission Citizen Review Subcommittee began reviewing videos related to citizen complaints involving a formal complaint investigation.

Incidents

Between January 1, 2019, and December 31, 2019, Champaign Police Department reports eight hundred two (802) incidents leading to one thousand six hundred forty-eight (1,648) offenses charged. Below is a snapshot of greatest frequency of offenses charged.

Greatest Frequency of Charges



Department Overview – Champaign County Sheriff's Office

Champaign County Sheriff's Office consists of fifty-four (54) sworn deputies who utilize fifty-four (54) Axon Body 3 body worn cameras.

Technical Issues

Champaign County Sheriff's Office reports minor connectivity and off-load issues.

Review Process

Champaign County Sheriff's Office reports:

Weekly, administrative staff review at least four (4) videos, one (1) from each shift. Captain of the Law Enforcement Division remedies reported issues.

Weekly, shift supervisors review at least six (6) videos from their shift for quality. Patrol Division Lieutenant remedies reported issues. Audits consider information including:

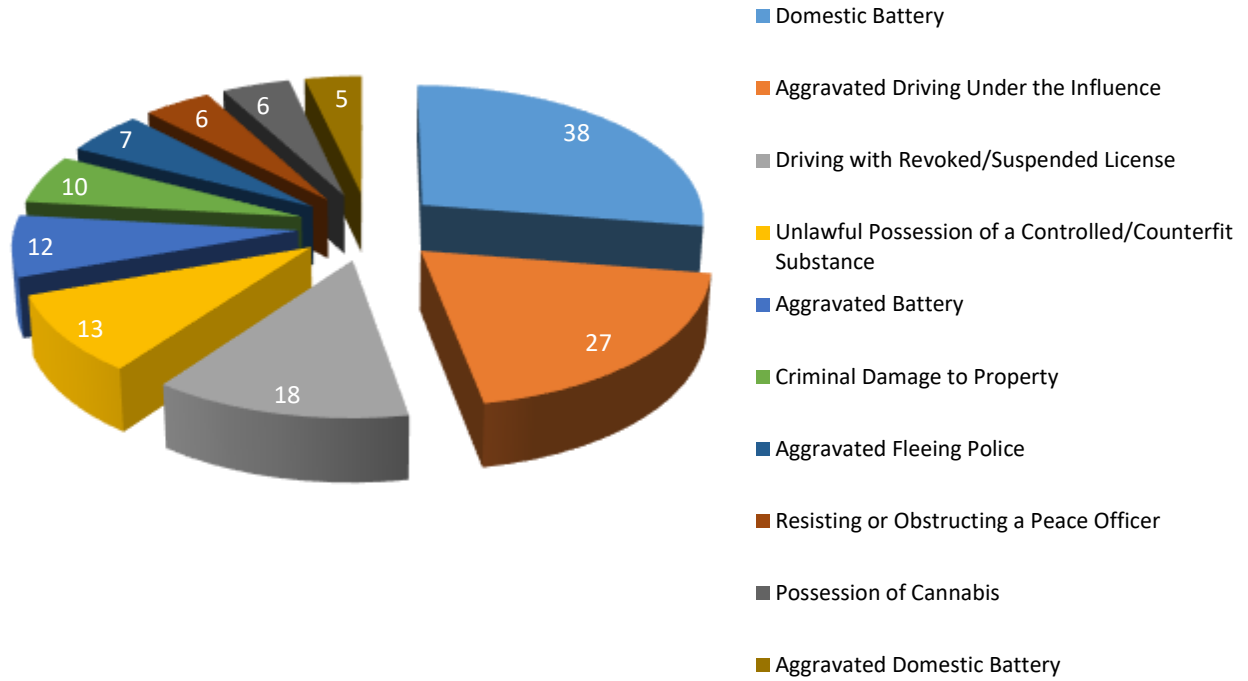
- Subjects advised of recording;
- Appropriate response to resistance;
- Appropriate dialogue with subjects and proper de-escalation techniques;
- Capture best footage;
- Proper categorization; and
- All deputies reviewed.

Incidents

Between March 31, 2019, and December 28, 2019, Champaign County Sheriff's Office reports one hundred fifty-six (156) incidents leading to two hundred eight (208) offenses charged. On the following page is a snapshot of greatest frequency of offenses charged.

Department Overview – Champaign County Sheriff’s Office continued

Greatest Frequency of Charges



Department Overview – Charleston Police Department

Charleston Police Department consists of thirty-two (32) officers who utilize thirty-two (32) body worn cameras. The Department consists of one (1) chief, one (1) deputy chief, four (4) sergeants, four (4) detectives, four (4) lieutenants, and eighteen (18) patrol officers.

Technical Issues

Charleston Police Department reports issues with cameras locking up and not turning on. The cameras are sent to COBAN and are either repaired or replaced.

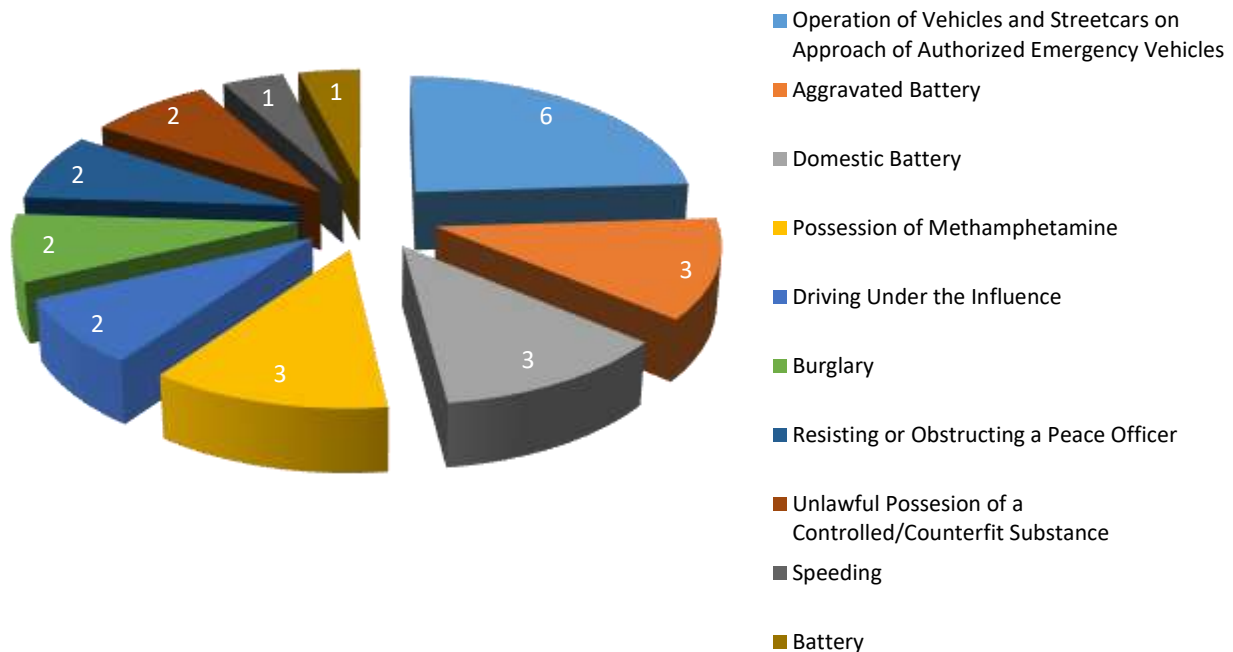
Review Process

Charleston Police Department supervisors review videos that contain any use of force or for further case review as needed.

Incidents

Between June 7, 2019, and December 31, 2019, Charleston Police Department reports thirty-two (32) incidents leading to thirty-seven (37) offenses charged. Below is a snapshot of greatest frequency of offenses charged.

Greatest Frequency of Charges



Department Overview – Chenoa Police Department

Chenoa Police Department consists of twelve (12) officers who utilize seven (7) body worn cameras.

Technical Issues

Chenoa Police Department reports zero (0) technical issues.

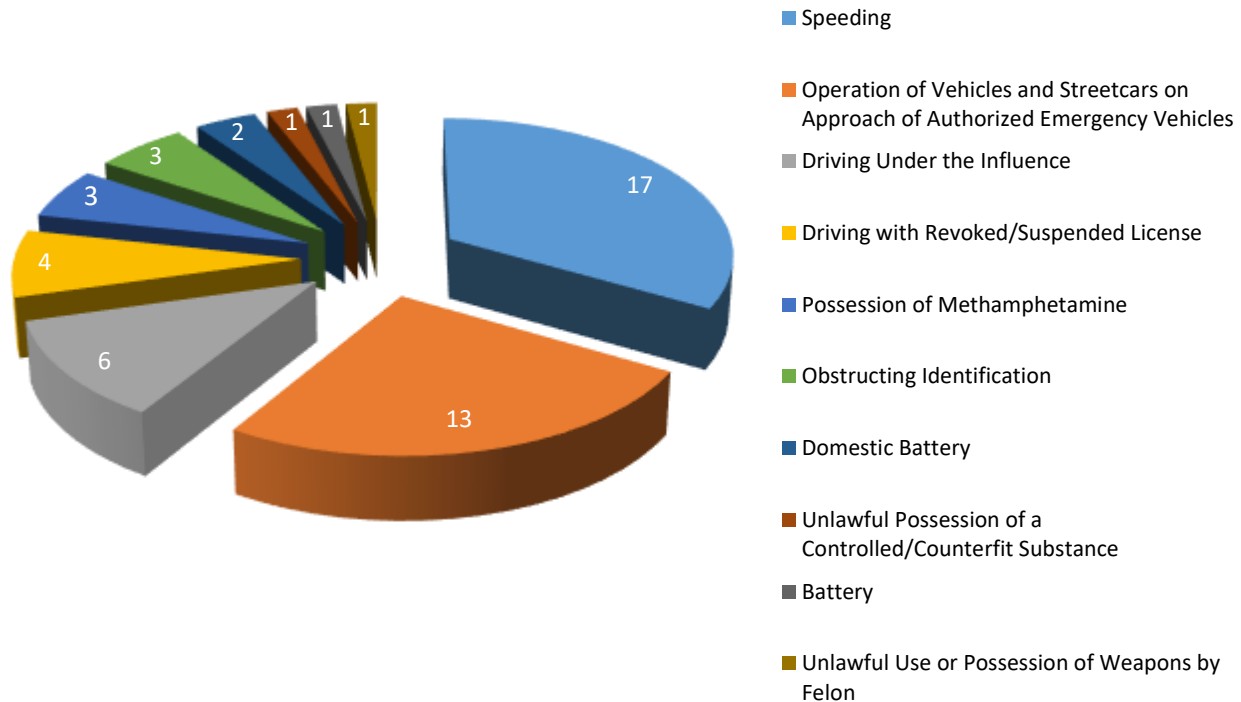
Review Process

Chenoa Police Department supervisors randomly review videos to ensure policy compliance. Supervisors review footage of major crimes and complaints.

Incidents

Between January 25, 2019, and December 28, 2019, Chenoa Police Department reports sixty-one (61) incidents leading to sixty-one (61) offenses charged. Below is a snapshot of greatest frequency of offenses charged.

Greatest Frequency of Charges



Department Overview – Chicago Police Department

Chicago Police Department is the largest municipal police agency in Illinois with approximately eleven thousand seven hundred (11,700) sworn officers. The Chicago Police Department is divided into two (2) offices: the Office of Operations and the Office of Constitutional Policing and Reform. The Chicago Police Department has prioritized officer worn camera deployment in the Office of Operations Patrol Districts.

Chicago Police Department Bureau of Patrol consists of twenty-two (22) patrol districts, which contain eight thousand (8,000) sworn officers. Most of these officers use body worn cameras. Chicago Police Department uses approximately eight thousand (8,000) officer worn body cameras.

Technical Issues

Chicago Police Department reports device batteries leaking after two (2) to three (3) years; vendor replaces the batteries.

Review Process

Chicago Police Department supervisors ensure:

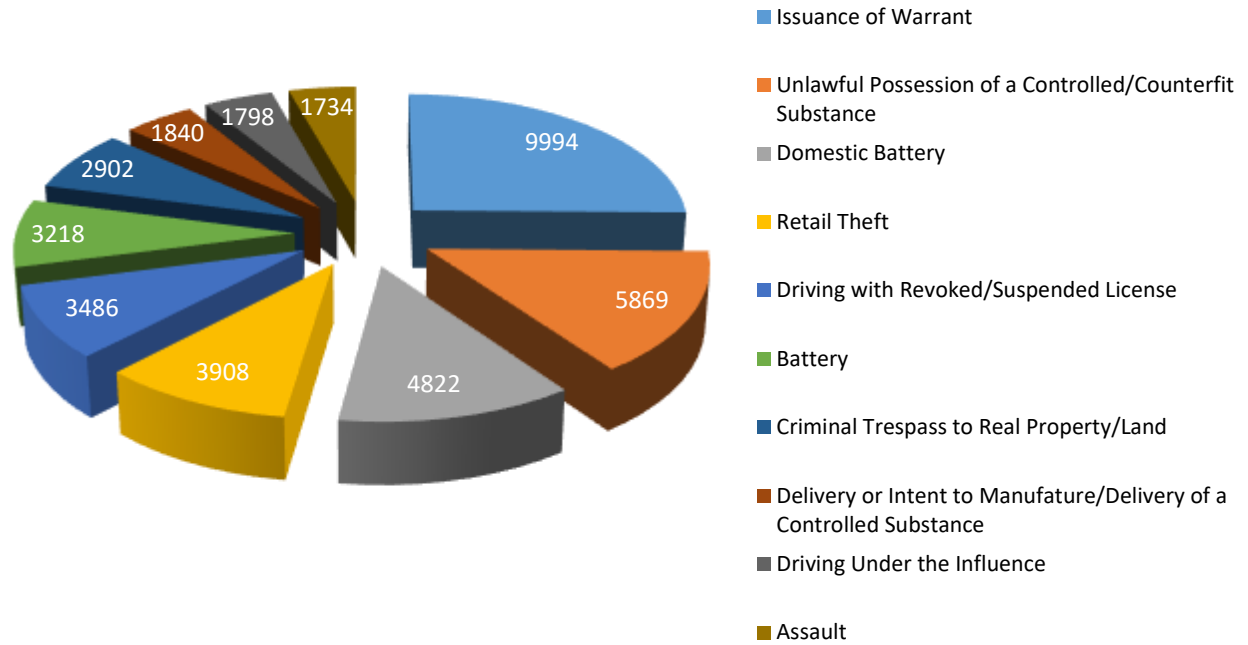
- Department members use body worn cameras consistent with Chicago Police Department directives;
- Chicago Police Department application contains report of inability to record/download due to technical issues. Trained field technicians constantly monitor this application;
- Department investigates missing, lost, or damaged body worn cameras;
- Officers document footage review prior to writing report;
- Watch Operations Lieutenant (WOL) reviews at least one (1) recording per watch to ensure Chicago Police Department policy compliance; and
- District Commanders/Unit Commanding Officers, or their designee, review body worn camera information in Evidence.com to ensure each recording has an OEMC event number assigned to it.

Incidents

Between January 1, 2019, and December 31, 2019, Chicago Police Department reports sixty-two thousand one hundred twenty-two (62,122) incidents leading to sixty-five thousand two hundred seventy-one (65,271) offenses charged. On the following page is a snapshot of greatest frequency of offenses charged.

Department Overview – Chicago Police Department continued

Greatest Frequency of Charges



Department Overview – Chillicothe Police Department

Chillicothe Police Department consists of eleven (11) full-time sworn officers, including three (3) sergeants, one (1) detective, two (2) school resource officers, and one (1) chief of police. Twelve (12) body worn cameras are in use.

Technical Issues

Chillicothe Police Department reports downloading issues with the charging dock. Resetting the cameras and uploading an update resolves this issue. The Chillicothe Police Department reports issues with battery life of the cameras. Sending the cameras back to the manufacturer for replacement resolves this issue.

Review Process

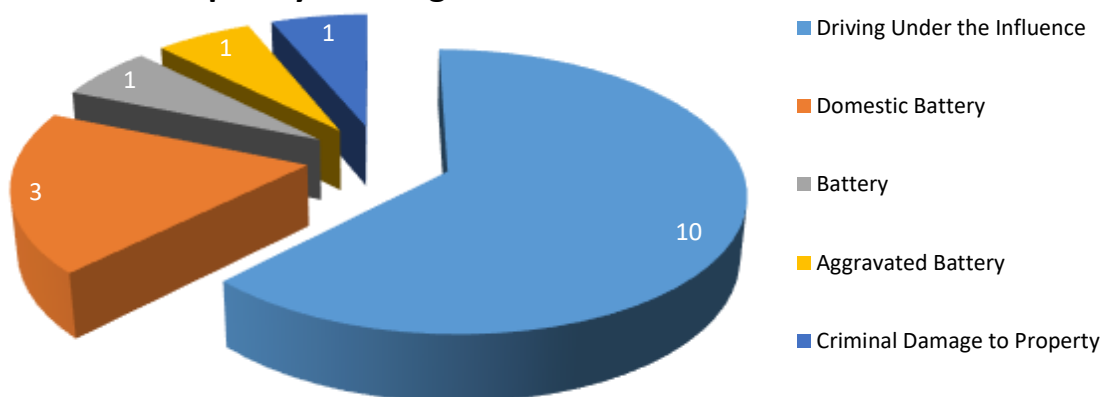
Chillicothe Police Department Sergeants randomly review footage to ensure proper downloading. The Chief of Police, or his designee, flags footage for filed complaints or internal investigations. Department supervisors view footage:

- To investigate a complaint against an officer or a specific incident;
- To identify videos for training purposes and for instructional use;
- When officers show a pattern of alleged abuse or misconduct; and
- For any reason consistent with the Chief of Police directive.

Incidents

Between May 1, 2019, and December 31, 2019, Chillicothe Police Department reports sixteen (16) incidents leading to sixteen (16) offenses charged. Below is a snapshot of greatest frequency of offenses charged.

Greatest Frequency of Charges



Department Overview – Chrisman Police Department

Chrisman Police Department consists of seven (7) part-time officers who utilize one (1) body worn camera.

Technical Issues

Chrisman Police Department reports issues with the body worn camera not syncing with the in-car system. Obtaining a new body worn camera resolves the issues.

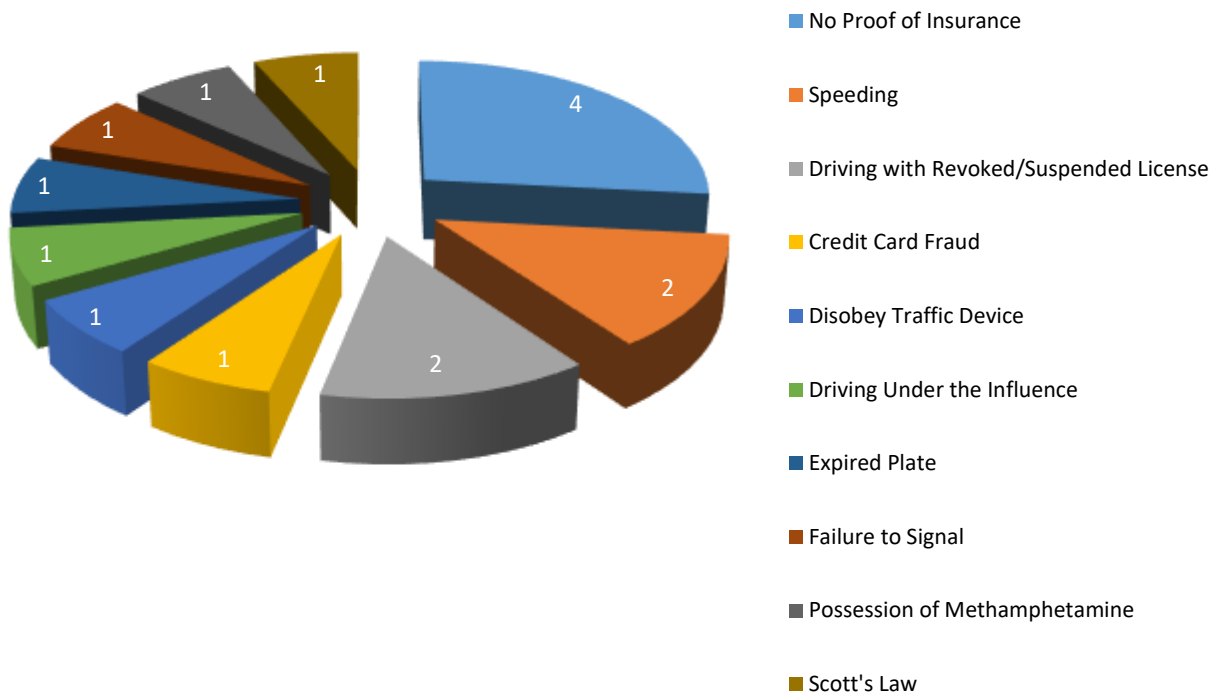
Review Process

Chrisman Police Department Chief of Police reviews footage used as evidence or requested by the state's attorney.

Incidents

Between January 16, 2019, and December 31, 2019, Chrisman Police Department reports seventeen (17) incidents leading to seventeen (17) offenses charged. Below is a snapshot of greatest frequency of offenses charged.

Greatest Frequency of Charges



Department Overview – Christian County Sheriff’s Office

Christian County Sheriff’s Office consists of fourteen (14) full-time deputies and four (4) part-time deputies who utilize body worn cameras.

Technical Issues

Christian County Sheriff’s Office reports issues with the body worn camera mounts.

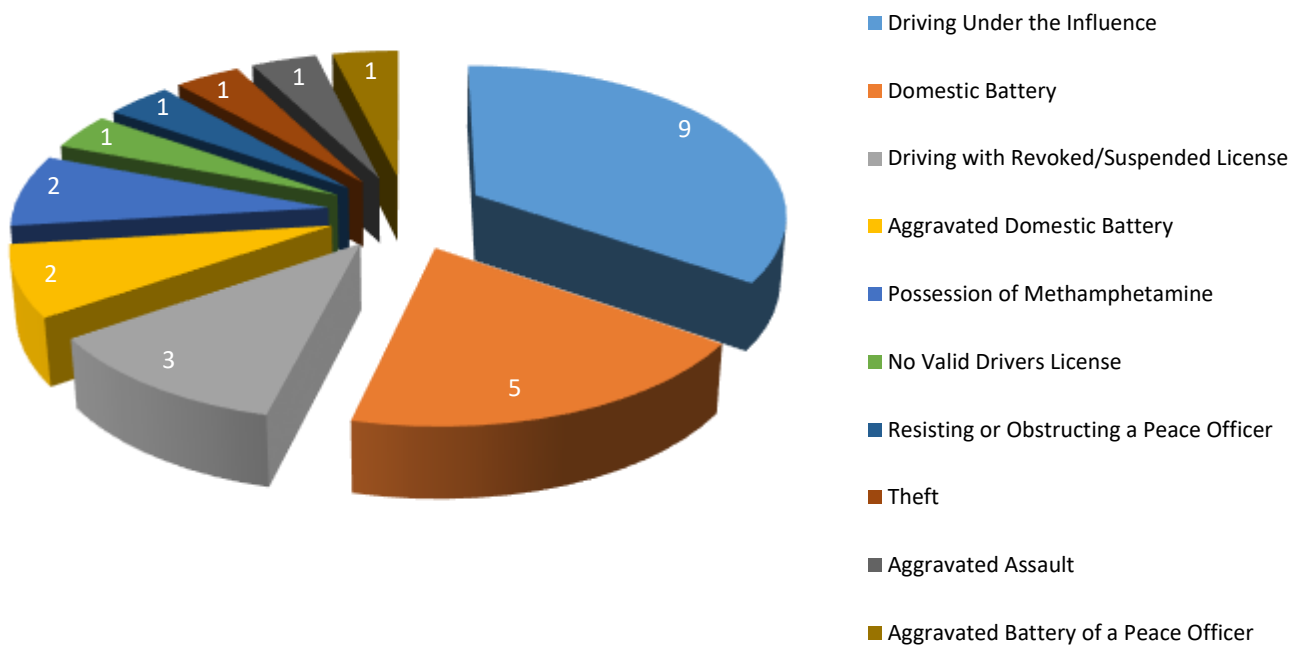
Review Process

Christian County Sheriff’s Office supervisors review videos directly related to cases and periodically to check in on the activities of the deputies.

Incidents

Between January 1, 2019, and December 28, 2019, Christian County Sheriff’s Office reports thirty (30) incidents leading to thirty (30) offenses charged. Below is a snapshot of greatest frequency of offenses charged.

Greatest Frequency of Charges



Department Overview – Coal Valley Police Department

Coal Valley Police Department consists of ten (10) officers who utilize ten (10) body worn cameras as of October 2019.

Technical Issues

Coal Valley Police Department reports zero (0) technical issues.

Review Process

Coal Valley Police Department supervisors are authorized to review relevant recording any time they are investigating alleged misconduct or reports of meritorious conduct, or whenever such recordings would be beneficial in reviewing the member's performance.

Incidents

Between November 28, 2019, and December 21, 2019, Coal Valley Police Department reports two (2) incidents leading to two (2) offenses charged, which include resisting or obstructing a peace officer and theft.

Department Overview – Coles County Sheriff’s Office

Coles County Sheriff’s Office consists of nineteen (19) deputies who utilize twenty-one (21) body worn cameras.

Technical Issues

Coles County Sheriff’s Office reports upload issues and recording issues where the camera stopped during recording and had to be restarted.

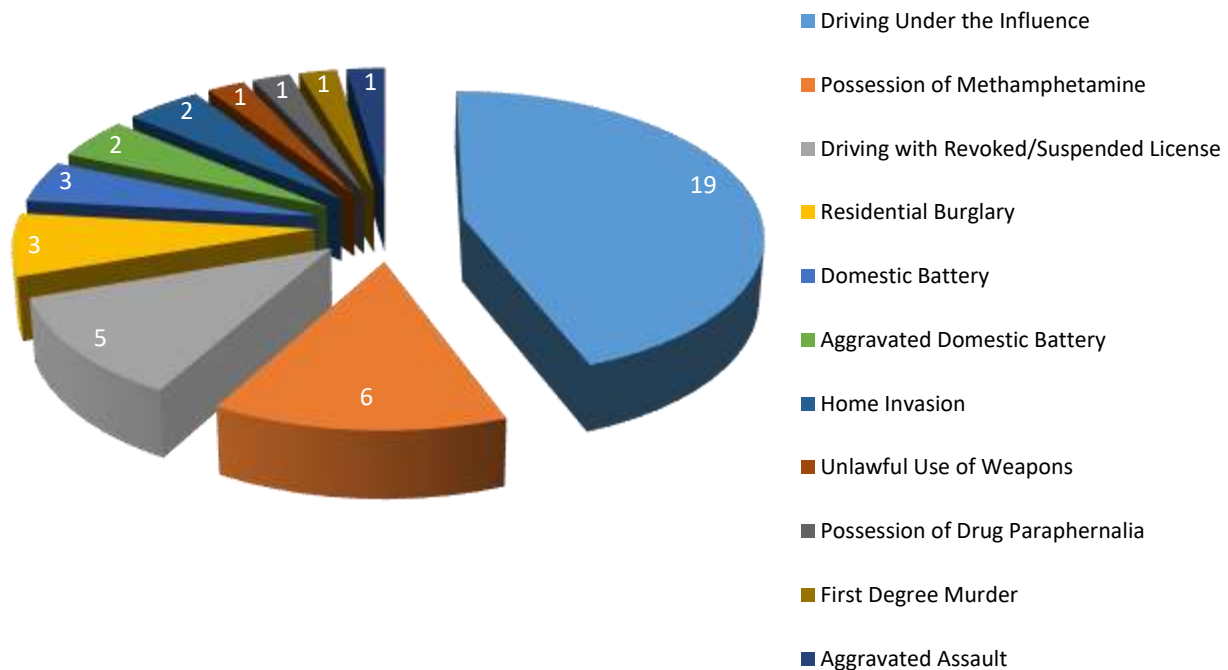
Review Process

Coles County Sheriff’s Office supervisors review footage if specific questions or problems arise, to check for tactical proficiency, and to assure policy adherence. Deputies report technical issues to their supervisor(s).

Incidents

Between January 19, 2019, and December 16, 2019, Coles County Sheriff’s Office reports forty-two (42) incidents leading to sixty-eight (68) offenses charged. Below is a snapshot of greatest frequency of offenses charged.

Greatest Frequency of Charges



Department Overview – Dana Police Department

Dana Police Department's report does not provide department or body worn camera information.

Technical Issues

Dana Police Department reports zero (0) technical issues.

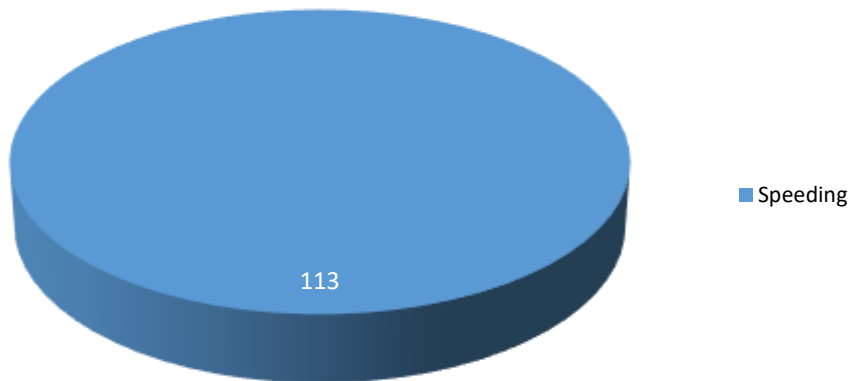
Review Process

Dana Police Department's report does not include a formal review process.

Incidents

Between January 4, 2019, and November 10, 2019, Dana Police Department reports one hundred thirteen (113) incidents leading to one hundred thirteen (113) offenses charged. Below is a snapshot of greatest frequency of offenses charged.

Greatest Frequency of Charges



Department Overview – East Peoria Police Department

East Peoria Police Department utilizes fifty-five (55) body worn cameras as of April 1, 2019.

Technical Issues

East Peoria Police Department reports issues including: connecting, battery charging, battery life, sporadic missing recordings, power up, and downloading. Replacing defective body worn cameras fixes the issues.

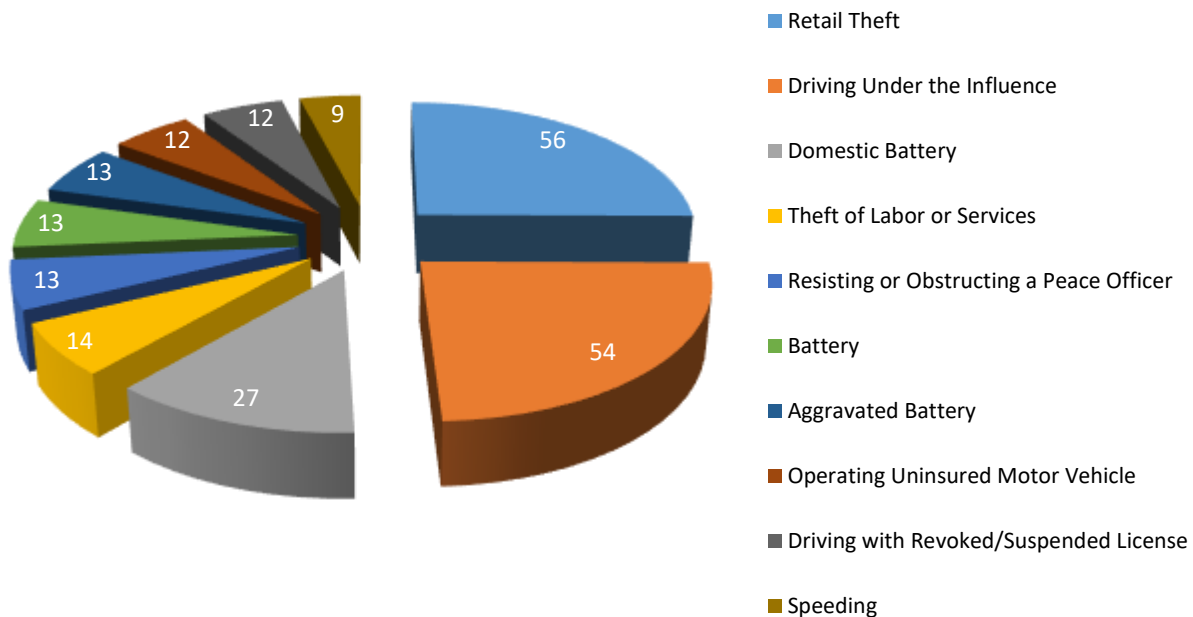
Review Process

East Peoria Police Department Sergeants randomly review recordings monthly to ensure the equipment operates, officers use the cameras appropriately, and per policy and training. Sergeants document their review on a Body Worn Camera Supervisor Review form. The Deputy Chief of Operation and Administration receives these completed forms.

Incidents

Between April 1, 2019, and December 31, 2019, East Peoria Police Department reports two hundred (200) incidents leading to three hundred eighty (380) offenses charged. Below is a snapshot of greatest frequency of offenses charged.

Greatest Frequency of Charges



Department Overview – Elgin Police Department

Elgin Police Department utilizes one hundred seventy-three (173) Axon Body 3 cameras and thirty (30) Axon Flex 2 cameras. A total of one hundred fifty-seven (157) officers and supervisors utilize these body worn cameras. Members of patrol, administration, crime free housing, the gang crimes unit, ROPE (Resident Officer Program), traffic, USA (Unit for Special Assignment), and school resource officers utilize body worn cameras.

Technical Issues

Elgin Police Department reports technical issues including defective cameras and cameras not holding a charge.

Review Process

Elgin Police Department's review process is as follows:

- The recording officer and his/her supervisor may access and review recordings prior to completing the police report or other documentation;
- Supervisors review critical incident footage;
- Lieutenants review an appropriate sampling of footage at least once every thirty (30) days to ensure equipment operates properly and officers utilize the cameras appropriately and in accordance with policy and training;
- Supervisors document their review and forward this completed form to the Body Worn Camera Program Administrator; and
- Supervisors do not review recordings to search for violations of policy or law not related to a specific complaint or incident.

Supervisors may review footage to discipline an employee when:

- A citizen files a formal or informal complaint of misconduct;
- The encounter in the footage could result in a formal investigation under the Uniform Peace Officer's Act;
- A use of force incident occurs; or
- As corroboration or other evidence of misconduct.

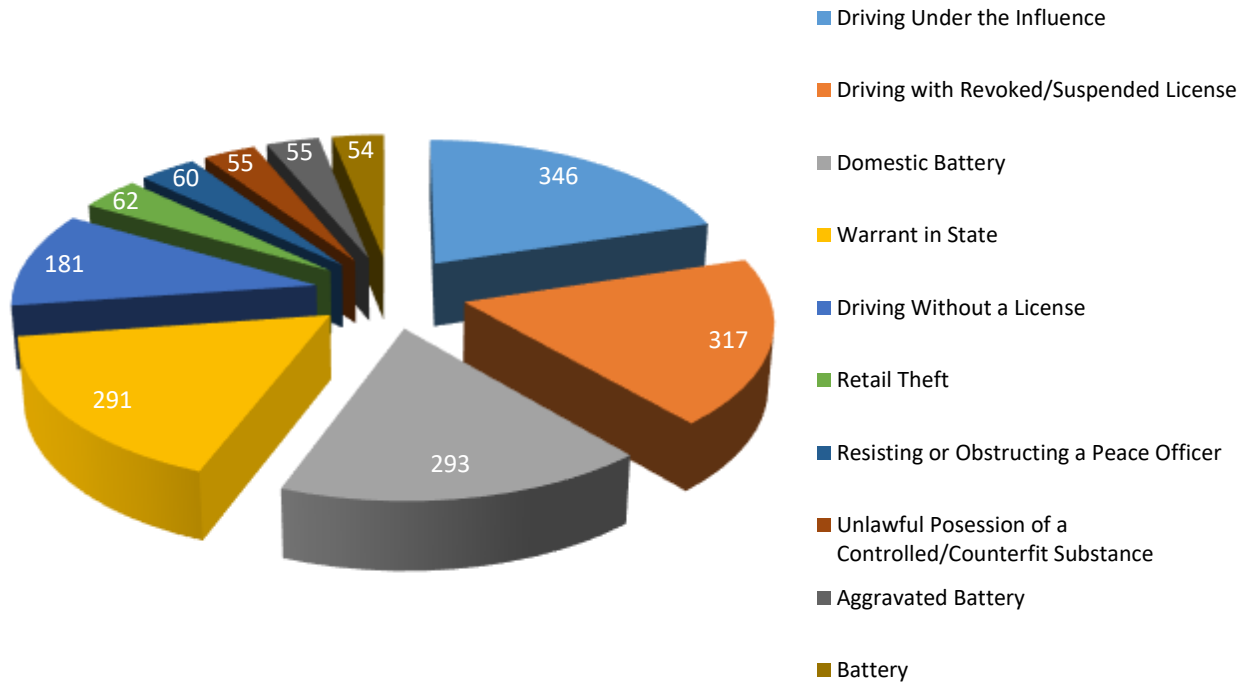
Supervisors shall not use footage for performance evaluations, but for the purpose of correcting substandard employee performance or highlighting commendatory performance of an employee.

Department Overview – Elgin Police Department continued

Incidents

Between January 1, 2019, and December 31, 2019, Elgin Police Department reports two thousand three hundred fifty-four (2,354) incidents leading to two thousand three hundred fifty-four (2,354) offenses charged. Below is a snapshot of greatest frequency of offenses charged.

Greatest Frequency of Charges



Department Overview – Evergreen Park Police Department

Evergreen Park Police Department consists of fifty-six (56) officers who utilize fifty-two (52) body worn cameras. An additional three (3) units are set aside for emergency spares, three (3) are used by code enforcement officers, and three (3) are used by the department's detectives.

Technical Issues

Evergreen Park Police Department reports issues with the two-piece cable connection system. The Department now utilizes a one-piece system which resolves connection issues.

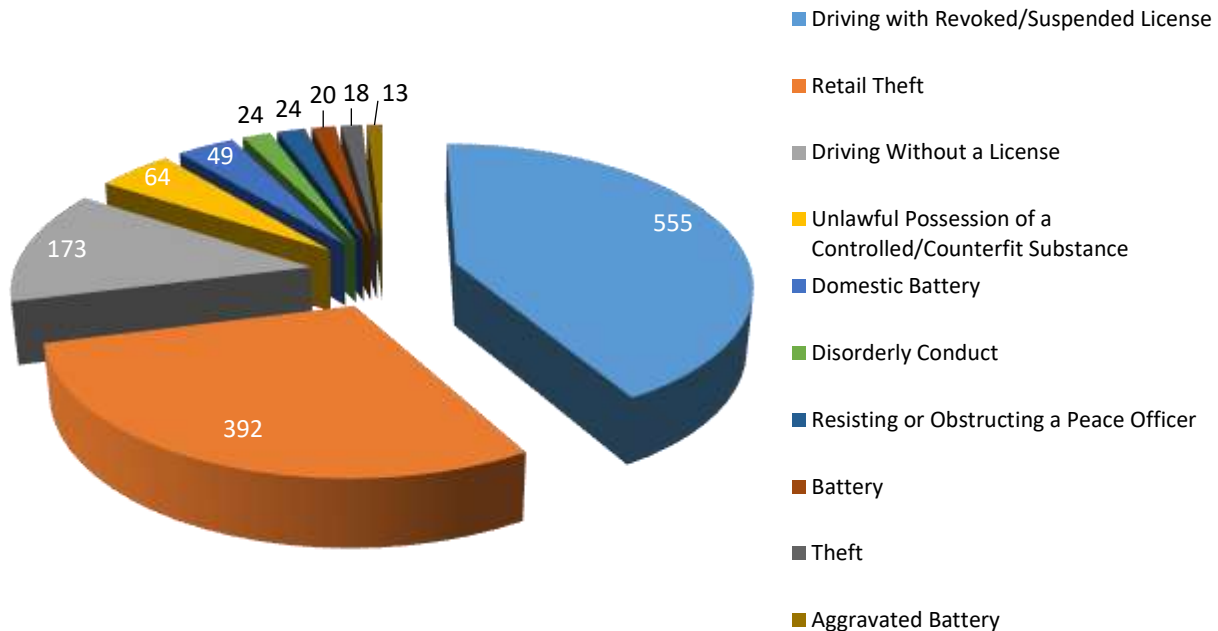
Review Process

Evergreen Park Police Department's report does not include a formal review process.

Incidents

Between January 1, 2019, and December 31, 2019, Evergreen Park Police Department reports one thousand five hundred twenty-nine (1,529) incidents leading to one thousand five hundred thirty-two (1,532) offenses charged. Below is a snapshot of greatest frequency of offenses charged.

Greatest Frequency of Charges



Department Overview – Farmer City Police Department

Farmer City Police Department consists of the following: one (1) chief of police, one (1) sergeant, and three (3) patrol officers who utilize three (3) body worn cameras.

Technical Issues

Farmer City Police Department reports zero (0) technical issues.

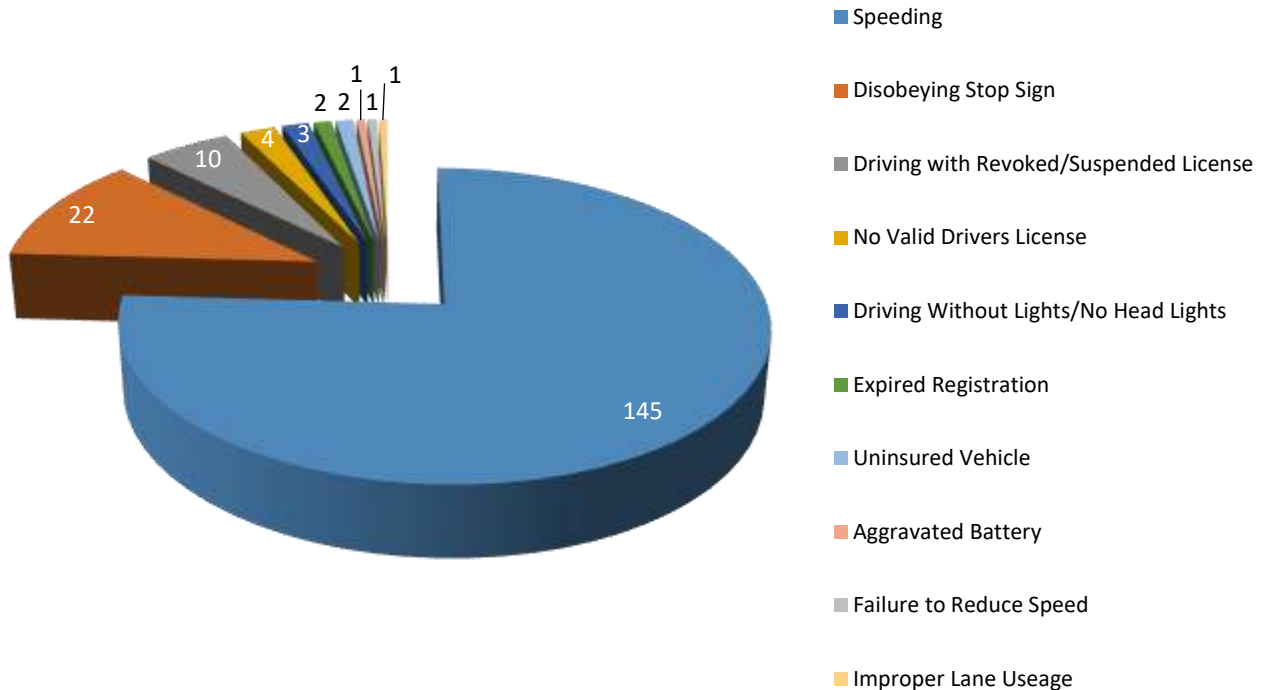
Review Process

Farmer City Police Department Chief of Police and Sergeant occasionally review body worn camera footage to make sure equipment is working properly and to ensure officers are handling situations properly.

Incidents

Between May 4, 2019, and December 29, 2019, Farmer City Police Department reports one hundred ninety-three (193) incidents leading to one hundred ninety-three (193) offenses charged. Below is a snapshot of greatest frequency of offenses charged.

Greatest Frequency of Charges



Department Overview – Fayette County Sheriff’s Office

Fayette County Sheriff’s Office consists of nineteen (19) officers who utilize thirteen (13) body worn cameras.

Technical Issues

Fayette County Sheriff’s Office reports issues including: low battery life, cameras not charging, and the transfer cable stops working.

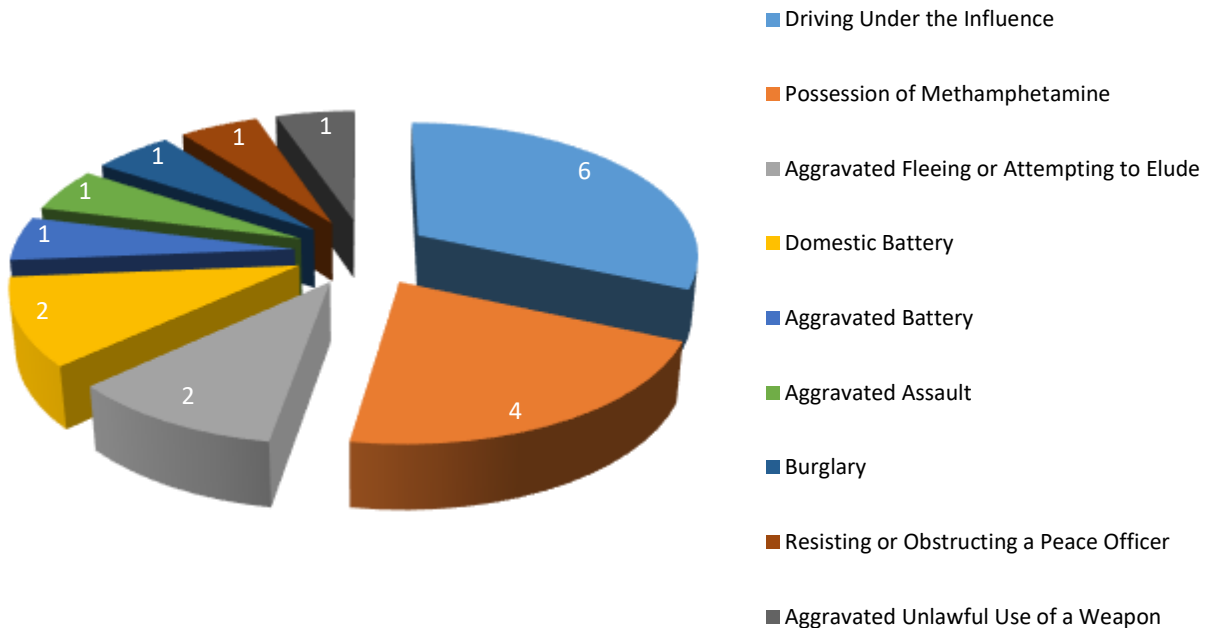
Review Process

Fayette County Sheriff’s Office supervisors review body worn camera footage after it is found necessary due to: the nature of the call, training opportunity, camera malfunction, quality control, and/or safety concern.

Incidents

Between January 26, 2019, and October 21, 2019, Fayette County Sheriff’s Office reports eighteen (18) incidents leading to twenty (20) offenses charged. Below is a snapshot of greatest frequency of offenses charged.

Greatest Frequency of Charges



Department Overview – Findlay Police Department

Findlay Police Department consists of one (1) chief of police and three (3) part-time officers who utilize two (2) body worn cameras.

Technical Issues

Findlay Police Department reports one (1) technical issue with the body worn camera not recording audio.

Review Process

Findlay Police Department Chief of Police reviews the body worn camera footage monthly or as needed.

Incidents

Between August 26, 2019, and December 13, 2019, Findlay Police Department reports two (2) incidents leading to two (2) offenses charged, which include possession of methamphetamine and aggravated criminal sexual assault.

Department Overview – Geneseo Police Department

Geneseo Police Department's report does not provide department or body worn camera information.

Technical Issues

Geneseo Police Department reports zero (0) technical issues.

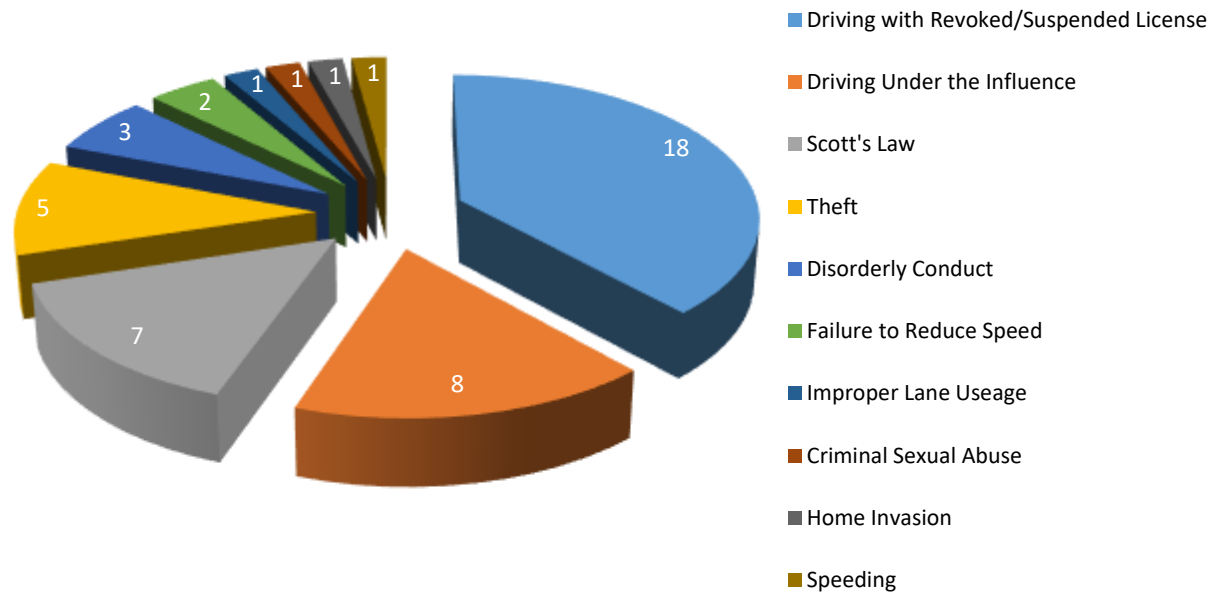
Review Process

Geneseo Police Department's report does not include a formal review process.

Incidents

Between June 13, 2019, and December 26, 2019, Geneseo Police Department reports fifty-four (54) incidents leading to fifty-four (54) offenses charged. Below is a snapshot of greatest frequency of offenses charged.

Greatest Frequency of Charges



Department Overview – Glasford Police Department

Glasford Police Department consists of seven (7) officers who utilize body worn cameras.

Technical Issues

Glasford Police Department reports zero (0) technical issues.

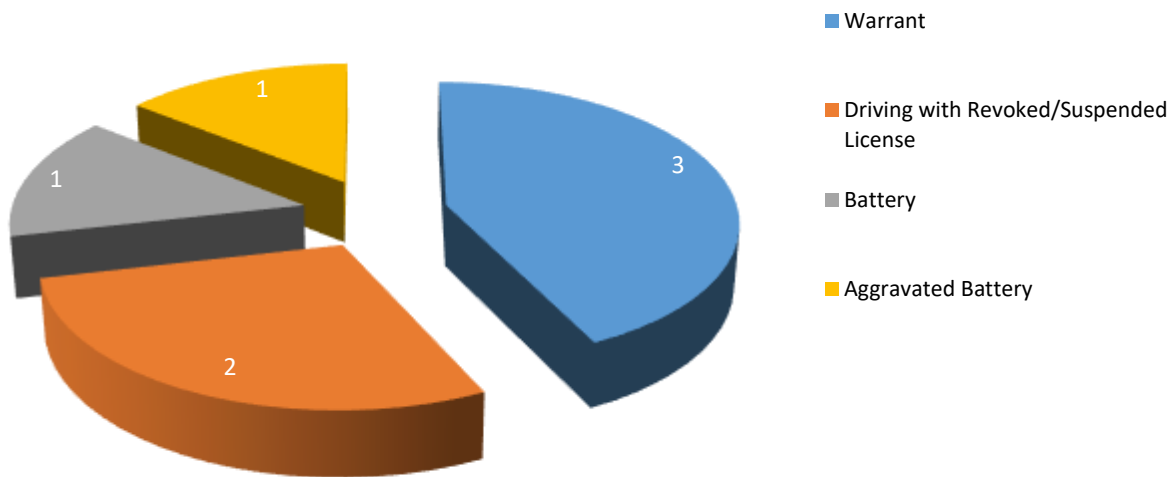
Review Process

Glasford Police Department reviews footage when there is an arrest, and to review for training purposes.

Incidents

Between January 2, 2019, and August 14, 2019, Glasford Police Department reports seven (7) incidents leading to seven (7) offenses charged. Below is a snapshot of greatest frequency of offenses charged.

Greatest Frequency of Charges



Department Overview – Glenwood Police Department

Glenwood Police Department's report does not provide department or body worn camera information.

Technical Issues

Glenwood Police Department reports zero (0) technical issues.

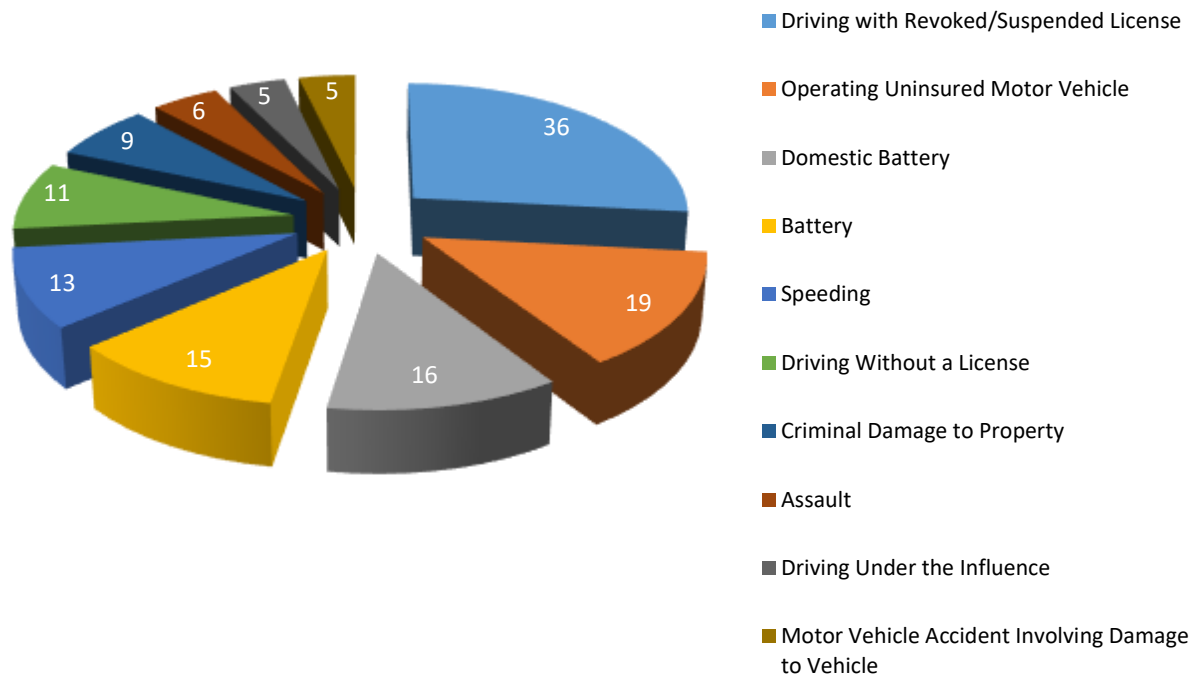
Review Process

Glenwood Police Department's report does not include a formal review process.

Incidents

Between January 3, 2019, and December 27, 2019, Glenwood Police Department reports one hundred seventeen (117) incidents leading to two hundred thirty-eight (238) offenses charged. Below is a snapshot of greatest frequency of offenses charged.

Greatest Frequency of Charges



Department Overview – Greenup Police Department

Greenup Police Department consists of four (4) full-time officers who utilize four (4) body worn cameras.

Technical Issues

Greenup Police Department reports zero (0) technical issues.

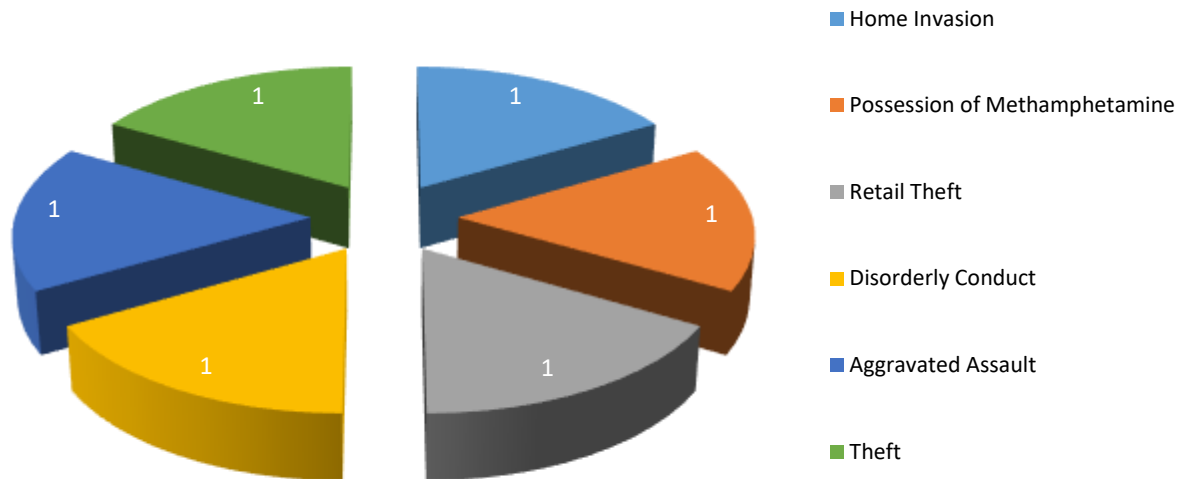
Review Process

Greenup Police Department Chief of Police reviews body worn camera footage.

Incidents

Between February 28, 2019, and November 13, 2019, Greenup Police Department reports six (6) incidents leading to six (6) offenses charged. Below is a snapshot of greatest frequency of offenses charged.

Greatest Frequency of Charges



Department Overview – Harrisburg Police Department

Harrisburg Police Department consists of thirteen (13) full-time officers who utilize six (6) Axon Body 2 body worn cameras.

Technical Issues

Harrisburg Police Department reports issues with two (2) body worn cameras that quit functioning; units are sent to the vendor for repairs.

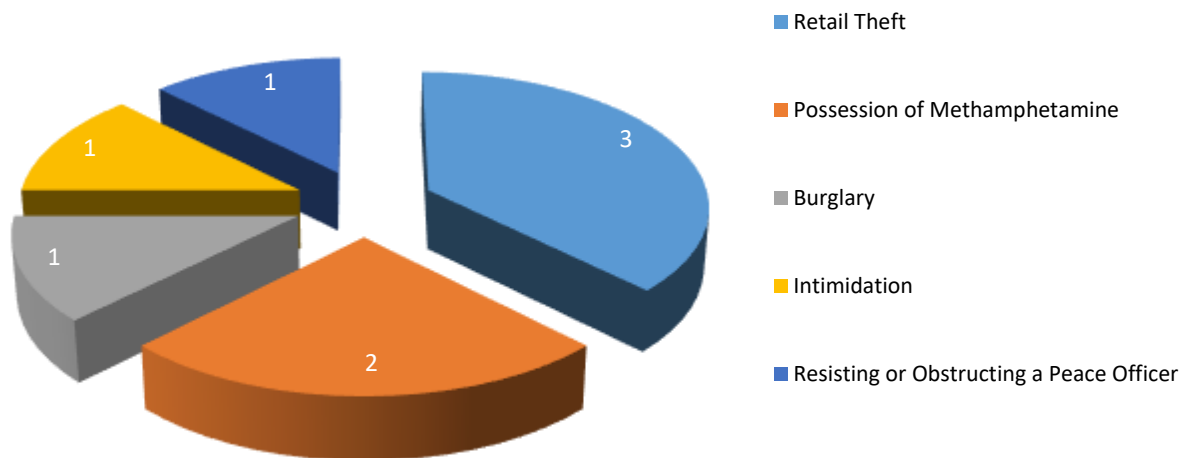
Review Process

Harrisburg Police Department supervisors review files to ensure equipment is functioning properly and officers are adhering to department procedures. Supervisors review files if there is a specific complaint against an officer.

Incidents

Between November 19, 2019, and December 24, 2019, Harrisburg Police Department reports three (3) incidents leading to eight (8) offenses charged. Below is a snapshot of greatest frequency of offenses charged.

Greatest Frequency of Charges



Department Overview – Harvard Police Department

Harvard Police Department’s report does not provide department or body worn camera information.

Technical Issues

Harvard Police Department reports zero (0) technical issues.

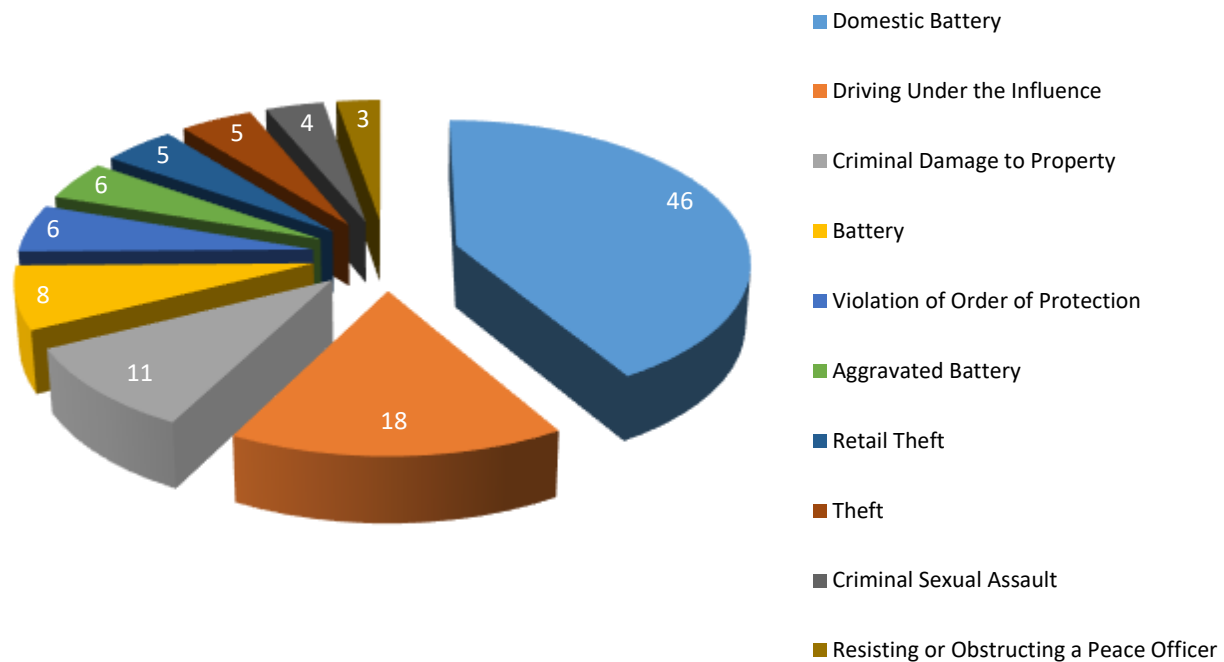
Review Process

Harvard Police Department’s report does not include a formal review process.

Incidents

Between January 2, 2019, and December 8, 2019, Harvard Police Department reports one hundred sixty-nine (169) incidents leading to one hundred seventy-seven (177) offenses charged. Below is a snapshot of greatest frequency of offenses charged.

Greatest Frequency of Charges



Department Overview – Homewood Police Department

Homewood Police Department began utilizing body worn cameras in February 2019. Homewood Police Department consists of thirty-three (33) officers who utilize twenty-six (26) body worn cameras.

Technical Issues

Homewood Police Department reports minimal technical issues, including a body worn camera not turning on; returning the camera to the dock for a period of time resolves the issue.

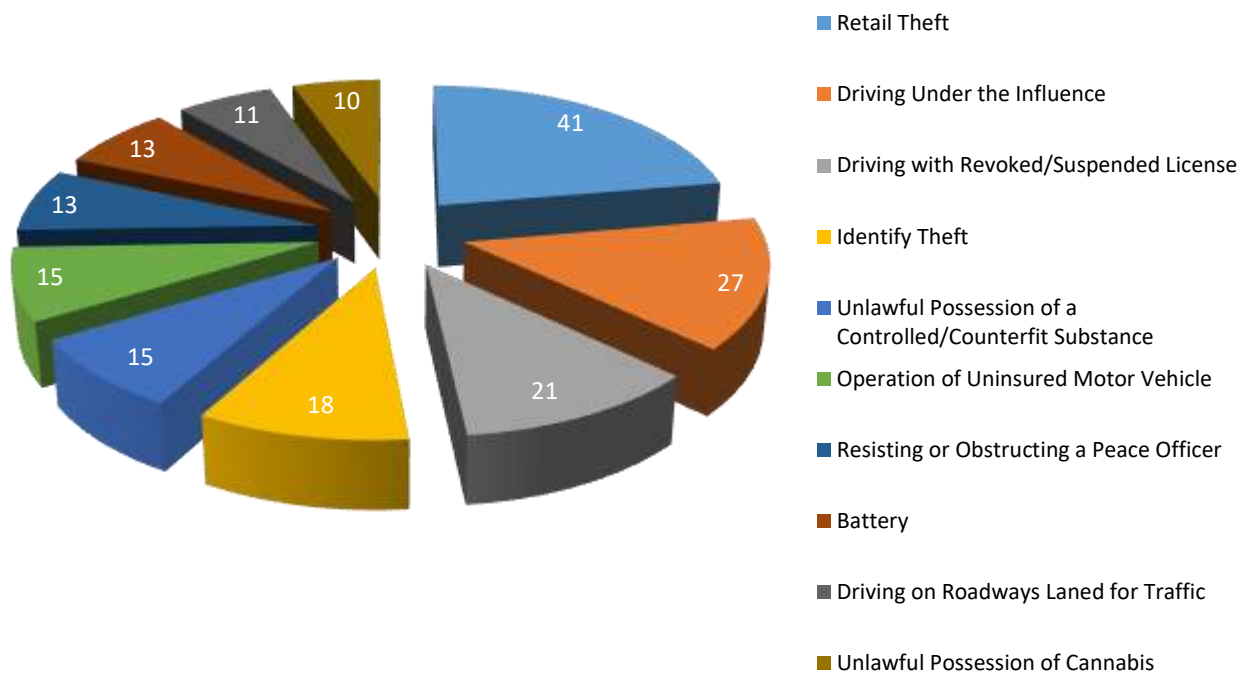
Review Process

Homewood Police Department supervisors randomly review body worn camera video to ensure proper equipment operation, proper use of equipment, policy compliance, tactical proficiency, appropriate community interaction, and use of de-escalation techniques. Videos are also reviewed for part of the field training process, use of force incidents, traffic crashes, citizen complaints, in compliance with public record request, pursuant to a lawful process or court order, and preparation of written reports. Homewood Police Department may review video for training and instructional purposes.

Incidents

Between February 22, 2019, and December 12, 2019, Homewood Police Department reports one hundred fifty (150) incidents leading to three hundred thirty-seven (337) offenses charged. Below is a snapshot of greatest frequency of offenses charged.

Greatest Frequency of Charges



Department Overview – Kendall County Sheriff’s Office

Kendall County Sheriff’s Office consists of fifty-three (53) sworn deputies, including administrative personnel, supervisory staff, investigations, and patrol deputies, four (4) of which utilize two (2) body worn cameras for a sixty (60) day assessment period.

Technical Issues

Kendall County Sheriff’s Office reports a minor issue with synchronization of the audio.

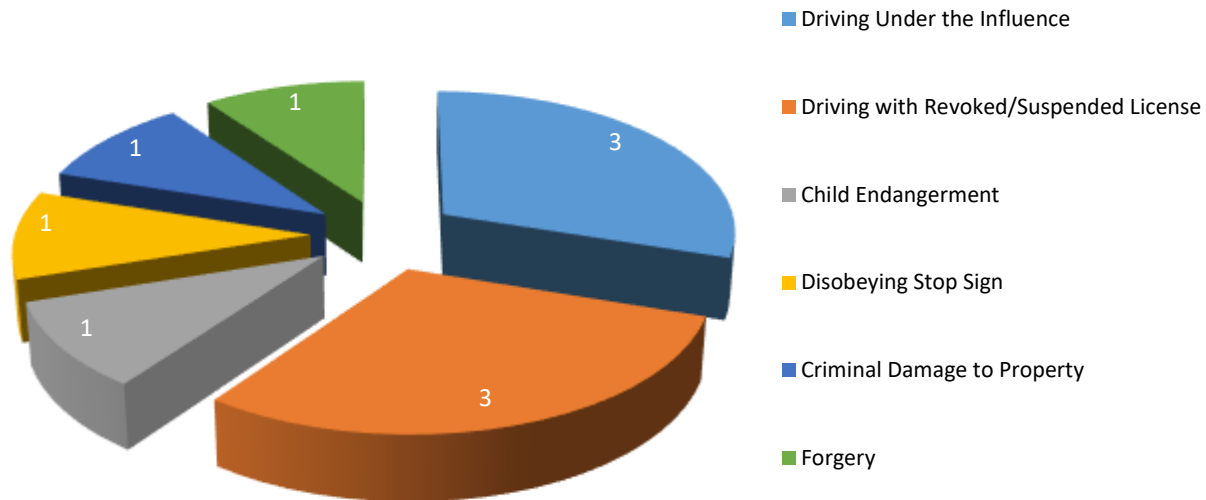
Review Process

Kendall County Sheriff’s Office developed and implemented a review and audit process that is conducted by operations supervisors.

Incidents

Between March 30, 2019, and June 8, 2019, Kendall County Sheriff’s Office reports ten (10) incidents leading to ten (10) offenses charged. Below is a snapshot of greatest frequency of offenses charged.

Greatest Frequency of Charges



Department Overview – Lake Villa Police Department

Lake Villa Police Department consists of sixteen (16) full-time officers and eight (8) part-time officers who utilize twenty-four (24) body worn cameras. All patrol personnel wear body worn cameras while on duty and the cameras are activated during police/citizen contacts.

Technical Issues

Lake Villa Police Department reports zero (0) technical issues.

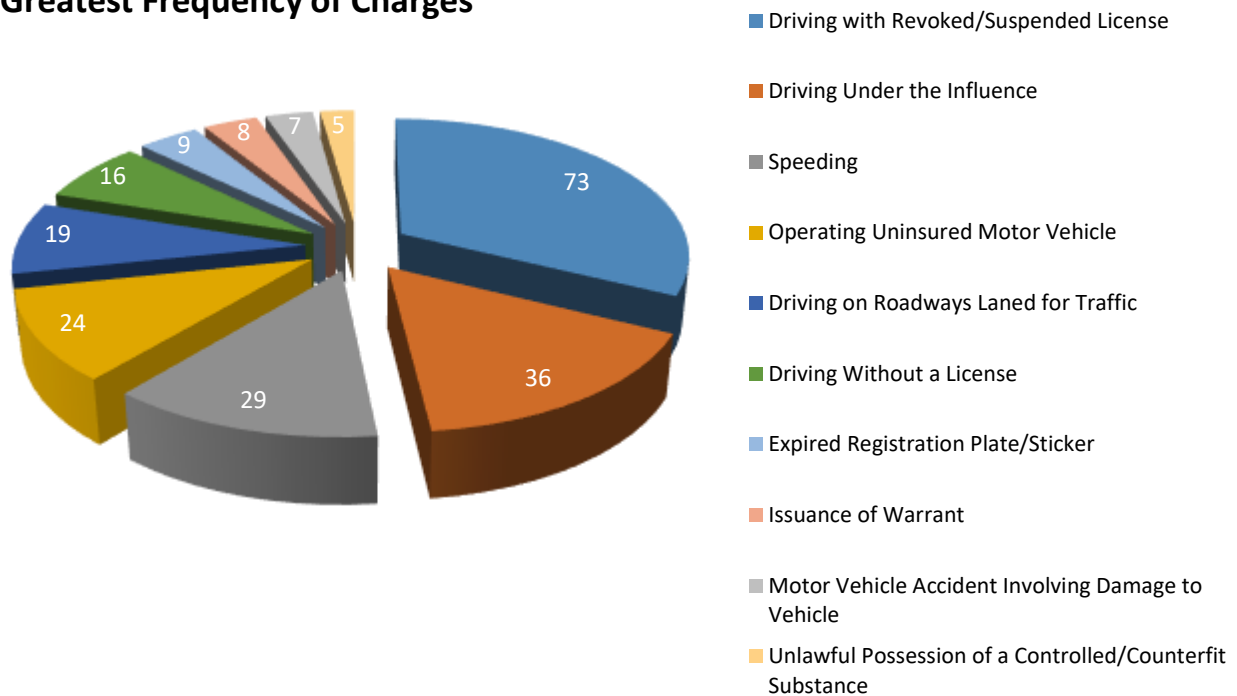
Review Process

Lake Villa Police Department supervisors randomly review at least one (1) body worn camera video per officer, per month. Footage is reviewed for oversight or any concerns.

Incidents

Between July 20, 2019, and December 31, 2019, Lake Villa Police Department reports one hundred fifty-seven (157) incidents leading to three hundred thirty-two (332) offenses charged. Below is a snapshot of greatest frequency of offenses charged.

Greatest Frequency of Charges



Department Overview – Lakemoor Police Department

Lakemoor Police Department's report does not provide department or body worn camera information.

Technical Issues

Lakemoor Police Department reports zero (0) technical issues.

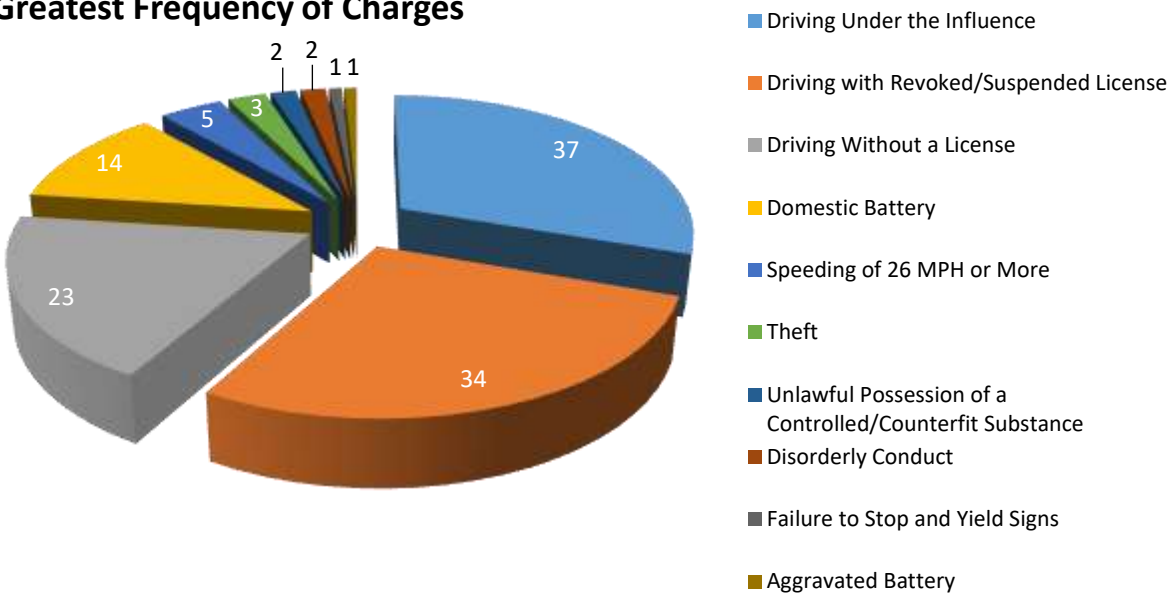
Review Process

Lakemoor Police Department's report does not include a formal review process.

Incidents

Between January 1, 2019, and December 28, 2019, Lakemoor Police Department reports one-hundred thirty-five (135) incidents leading to one-hundred thirty-six (136) offenses charged. Below is a snapshot of greatest frequency of offenses charged.

Greatest Frequency of Charges



Department Overview – Lexington Police Department

Lexington Police Department consists of eight (8) officers who utilize three (3) body worn cameras.

Technical Issues

Lexington Police Department reports issues with the internal hard drive crashing and cameras going to sleep mode with eventual powering down.

Review Process

Lexington Police Department supervisors randomly review videos to ensure compliance with policy. Reviews are conducted for most major crimes and based upon complaints.

Incidents

Between February 13, 2019, and October 12, 2019, Lexington Police Department reports four (4) incidents leading to four (4) offenses charged, which include operation of vehicles and streetcars on approach of authorized emergency vehicles, driving under the influence, driving with revoked/suspended license, and look-alike substances; manufacture, distribution.

Department Overview – Manteno Police Department

Manteno Police Department consists of nineteen (19) sworn personnel, which includes one (1) chief of police, one (1) lieutenant, three (3) shift sergeants, one (1) detective sergeant, one (1) school resource officer, eleven (11) patrol officers, and one (1) auxiliary officer. The Department utilizes two (2) body worn cameras, with an additional five (5) cameras on order. The Investigation Division uses cameras for obtaining interviews.

Technical Issues

Manteno Police Department reports short battery life and user error issues.

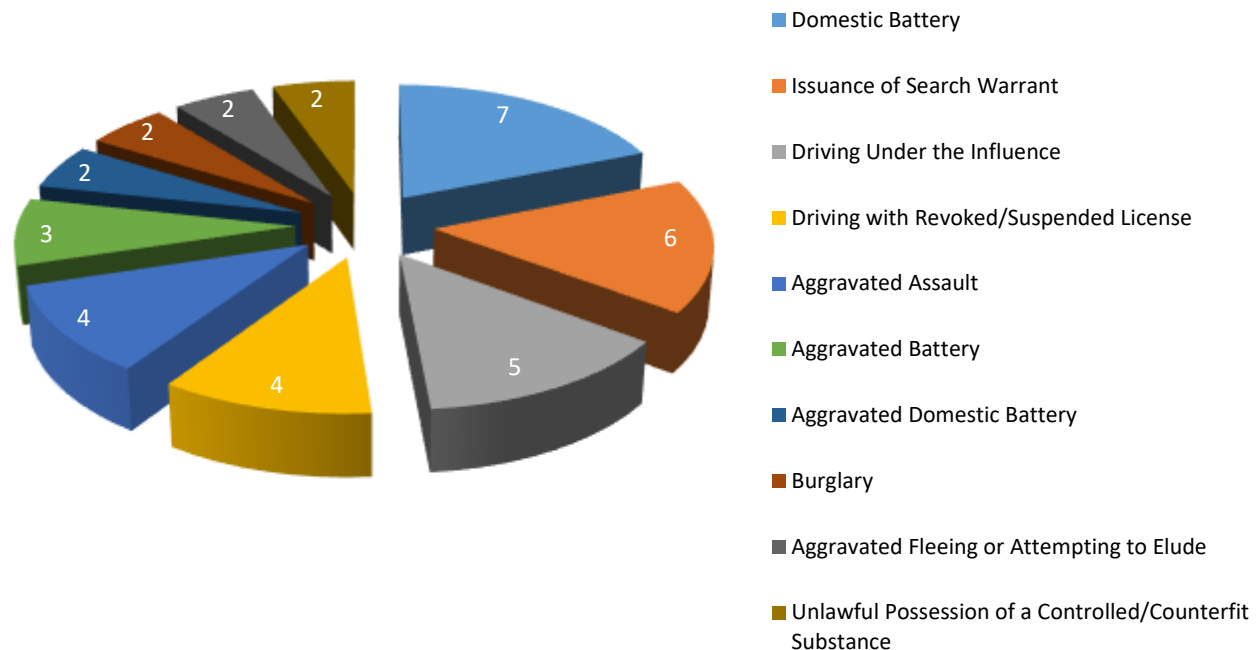
Review Process

Manteno Police Department shift supervisors and administrators review body worn camera footage for the creation of case files for video evidence obtained, to investigate alleged misconduct or reports of meritorious conduct, or in performance review.

Incidents

Between January 30, 2019, and December 15, 2019, Manteno Police Department reports forty-nine (49) incidents leading to sixty-two (62) offenses charged. Below is a snapshot of greatest frequency of offenses charged.

Greatest Frequency of Charges



Department Overview – Maroa Police Department

Maroa Police Department consists of four (4) full-time officers, including one (1) police chief, one (1) sergeant, and two (2) patrol officers, who utilize five (5) body worn cameras.

Technical Issues

Maroa Police Department reports no technical issues, with any failed recordings being due to officer error.

Review Process

Maroa Police Department's policies clearly describe the circumstances in which supervisors will be authorized to review an officer's body worn camera footage. Supervisors may need to review footage:

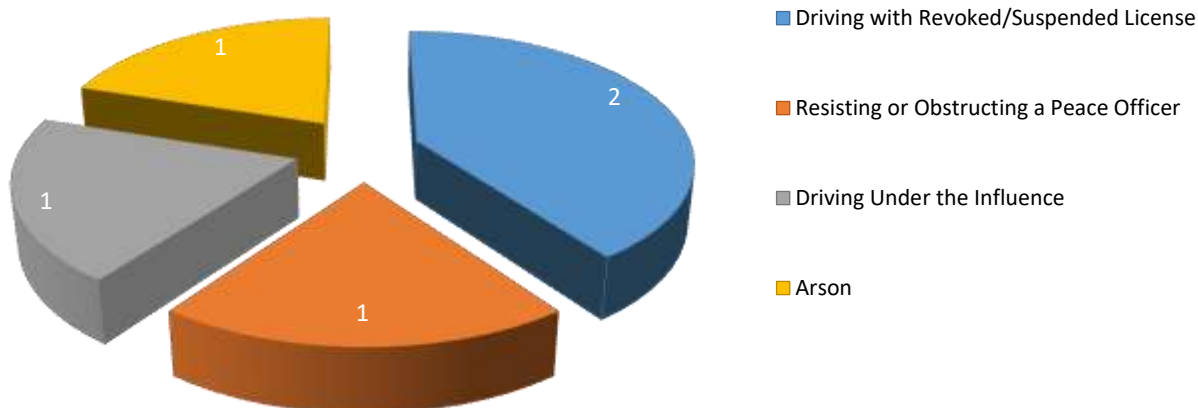
- to investigate a complaint against an officer or a specific incident in which the officer was involved;
- to identify videos for training purposes and for instructional use;
- when officers are still in a probationary period or are with a field training officer;
- when officers have had a pattern of allegations of verbal or physical abuse; and
- when officers, as a condition of being put back on the street, agree to a more intensive review.

Maroa Police Department Chief of Police, or his designee, periodically conducts a random review of body worn camera footage to monitor compliance with the program and assess overall officer performance.

Incidents

Between January 16, 2019, and December 30, 2019, Maroa Police Department reports five (5) incidents leading to five (5) offenses charged. Below is a snapshot of greatest frequency of offenses charged.

Greatest Frequency of Charges



Department Overview – Metra Police Department

Metra Police Department consists of one hundred twelve (112) full-time officers who utilize one hundred twelve (112) body worn cameras.

Technical Issues

Metra Police Department reports a camera hardware malfunction that has been resolved.

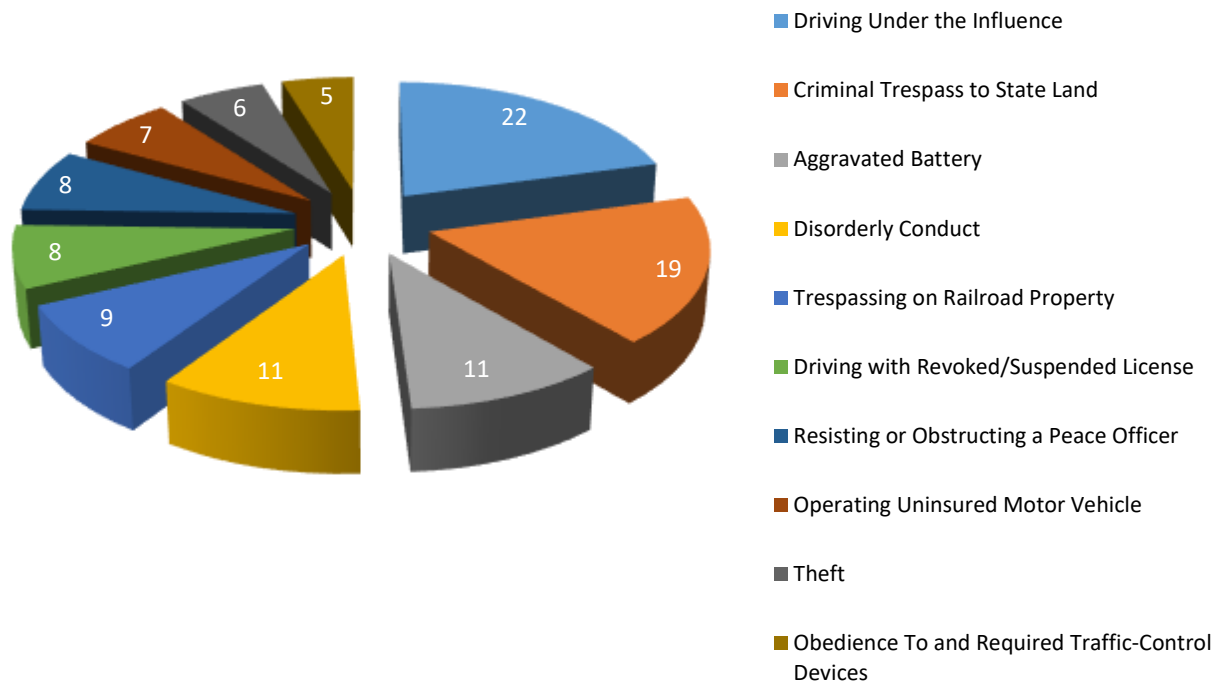
Review Process

Metra Police Department Police Digital Services Manager reviews footage daily in compliance with the Body Camera Act.

Incidents

Between January 6, 2019, and December 25, 2019, Metra Police Department reports seventy-seven (77) incidents leading to one hundred eighty-six (186) offenses charged. Below is a snapshot of greatest frequency of offenses charged.

Greatest Frequency of Charges



Department Overview – Moline Police Department

Moline Police Department consists of eighty-one (81) officers who utilize eighty-four (84) body worn cameras.

Technical Issues

Moline Police Department reports issues including inability to upload videos, inability to connect to the internet, inability to connect to in-car camera, and failure to recharge the camera battery.

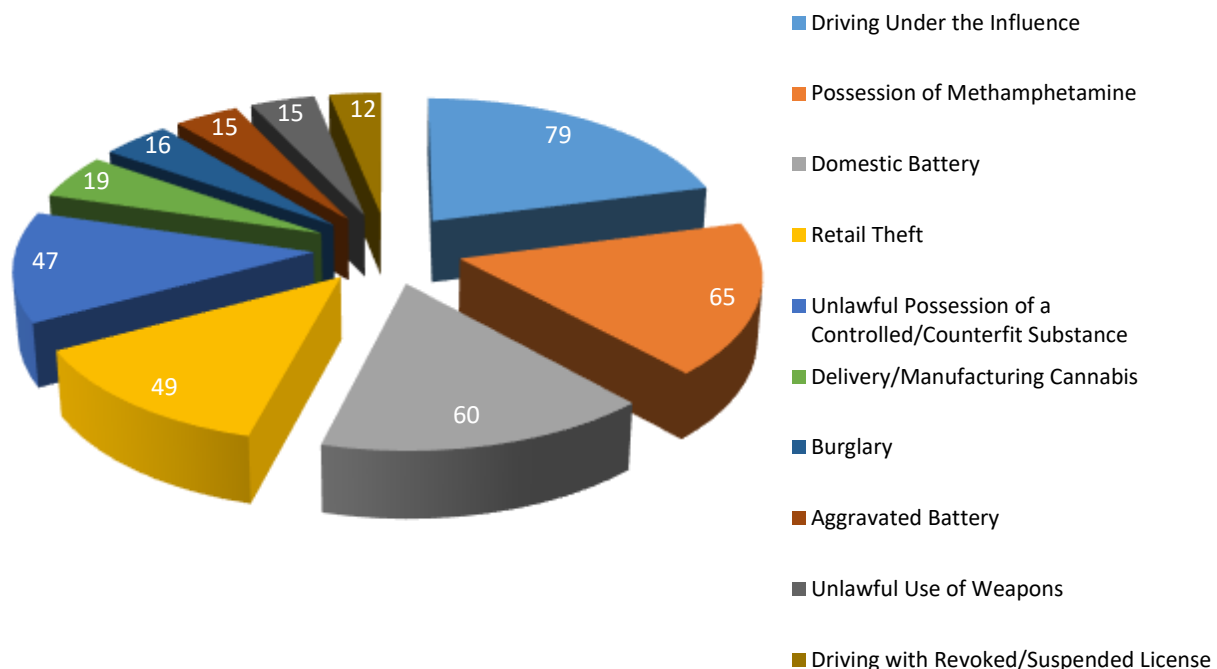
Review Process

Moline Police Department supervisors review one (1) recorded video for each officer assigned to their shift to ensure the body worn camera is being utilized. Once the recorded video has been reviewed, the supervisor documents the review in the notes section provided by Evidence.com.

Incidents

Between January 1, 2019, and December 19, 2019, Moline Police Department reports five hundred twenty-seven (527) incidents leading to five hundred thirty-eight (538) offenses charged. Below is a snapshot of greatest frequency of offenses charged.

Greatest Frequency of Charges



Department Overview – Morris Police Department

Morris Police Department consists of twenty-seven (27) full-time officers, eleven (11) part-time officers, and four (4) full-time non-sworn support personnel who utilize twenty-four (24) body worn cameras.

Technical Issues

Morris Police Department reports issues with a camera battery and video interruption. Sending the cameras in for repair and diagnosing operator error resolves the issues.

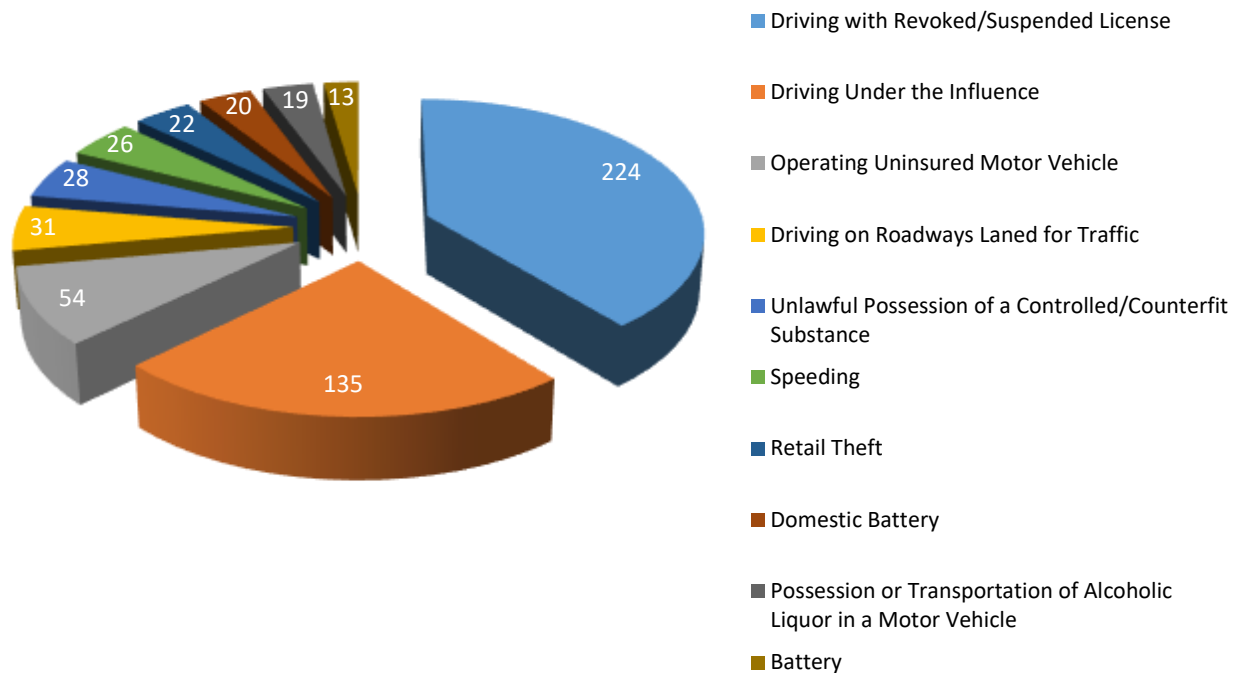
Review Process

Morris Police Department officers upload and categorize their videos daily. The officers and supervisors are sent a weekly report listing videos which have not been categorized.

Incidents

Between January 3, 2019, and December 31, 2019, Morris Police Department reports four hundred thirty-six (436) incidents leading to seven hundred sixty-six (766) offenses charged. Below is a snapshot of greatest frequency of offenses charged.

Greatest Frequency of Charges



Department Overview – Mundelein Police Department

Mundelein Police Department consists of fifty-three (53) police officers who utilize forty-eight (48) body worn cameras.

Technical Issues

Mundelein Police Department reports returning seven (7) body worn cameras for replacement due to batteries not holding a charge.

Review Process

Mundelein Police Department supervisors:

- Ensure officers utilize body worn cameras in accordance to policy and training;
- Review footage in their investigative scope, conduct further investigation they deem appropriate, and forward the information via the chain of command;
- Randomly review and document at least one (1) body worn camera recording quarterly for each officer they supervise to ensure equipment operates;
- Review body worn camera footage for administrative review of use of force incidents;
- Identify areas for training or guidance;
- Do not use footage to prepare performance evaluations, unless used for commending exemplary performance or correcting substandard performance; and
- Do not review footage for disciplinary purposes.

Supervisors review footage to determine possible discipline when:

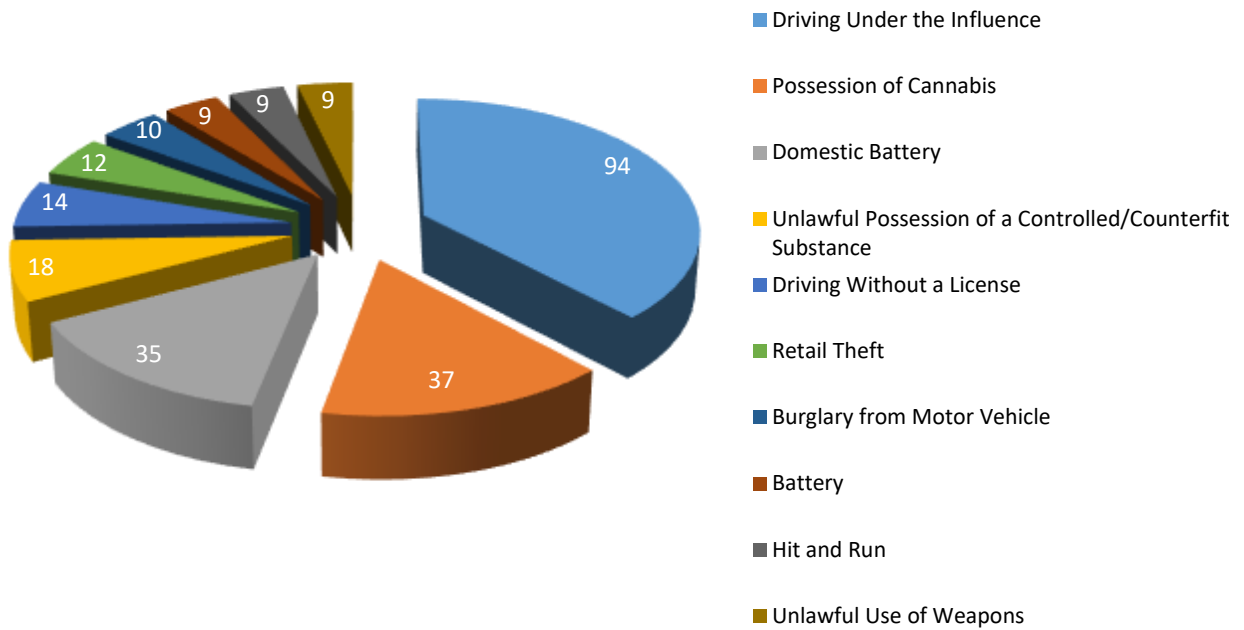
- A citizen files a complaint of misconduct;
- An officer uses unauthorized or incorrect use of force;
- The encounter may result in a formal investigation under the Uniform Peace Officer's Act; or
- As corroboration of misconduct.

Incidents

Between January 1, 2019, and December 16, 2019, Mundelein Police Department reports three hundred sixty-four (364) incidents leading to three hundred sixty-seven (367) offenses charged. On the following page is a snapshot of greatest frequency of offenses charged.

Department Overview – Mundelein Police Department continued

Greatest Frequency of Charges



Department Overview – Neoga Police Department

Neoga Police Department consists of three (3) full-time officers and four (4) part-time officers who utilize five (5) body worn cameras.

Technical Issues

Neoga Police Department reports issues with wires failing and the activation button wearing out.

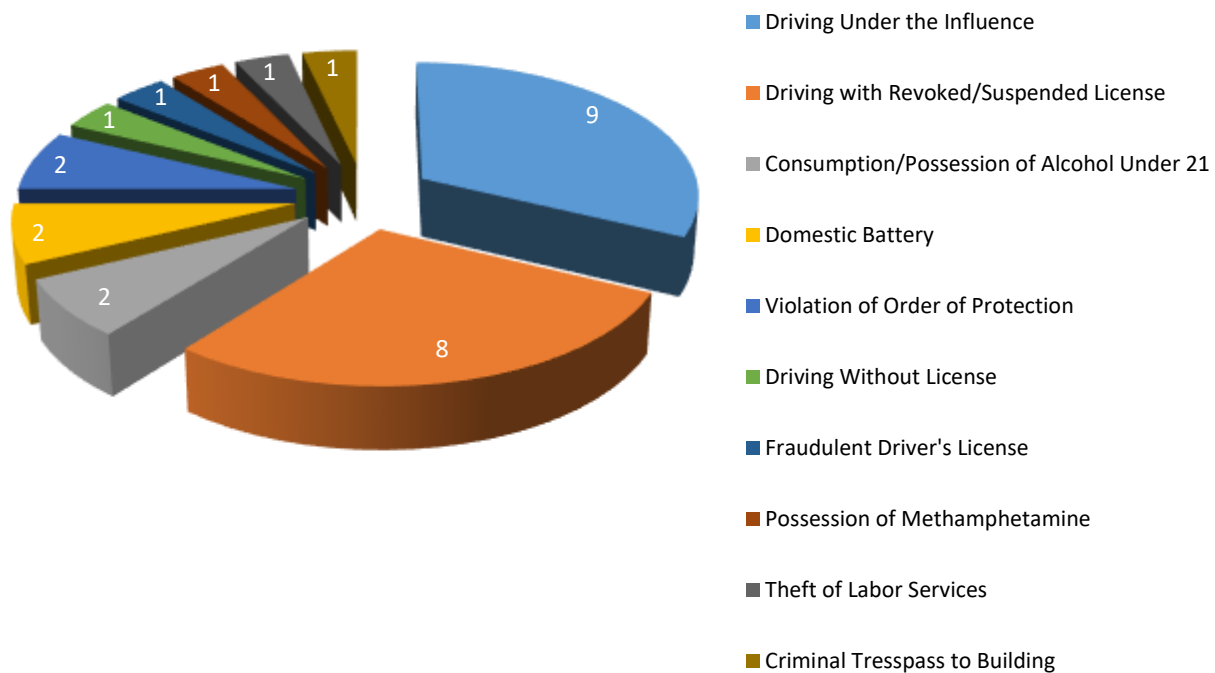
Review Process

Neoga Police Department Chief of Police reviews footage within ninety (90) days of an incident. The Chief of Police reviews all use of force videos and compares them to the officers' reports.

Incidents

Between January 3, 2019, and December 20, 2019, Neoga Police Department reports thirty-one (31) incidents leading to thirty-one (31) offenses charged. Below is a snapshot of greatest frequency of offenses charged.

Greatest Frequency of Charges



Department Overview – Normal Police Department

Normal Police Department consists of eighty-four (84) full-time officers who utilize seventy (70) body worn cameras.

Technical Issues

Normal Police Department reports issues including officers failing to activate the camera and the cameras falling off the mount.

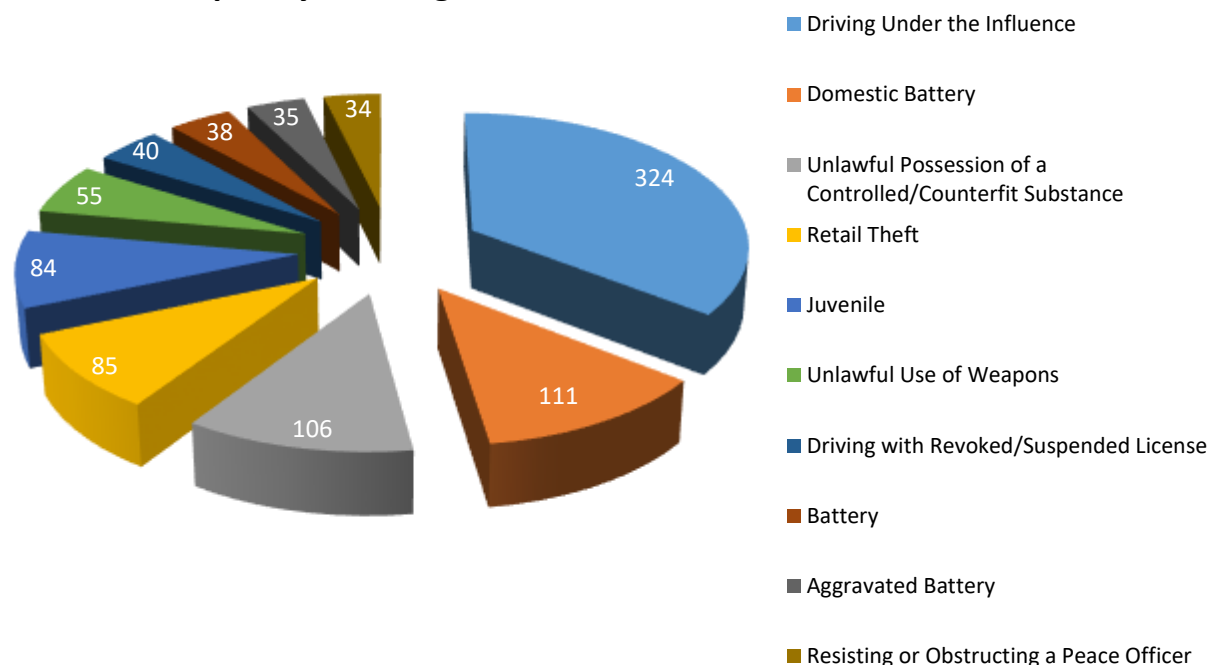
Review Process

Normal Police Department supervisors randomly review five (5) videos each month from their respective shift. A minimum of two (2) command ranks also review all reports and accompanying body worn camera footage. Supervisors approve, date, and forward reports via the chain of command.

Incidents

Between January 1, 2019, and December 31, 2019, Normal Police Department reports five hundred twelve (512) incidents leading to one thousand four hundred eighty-four (1484) offenses charged. Below is a snapshot of greatest frequency of offenses charged.

Greatest Frequency of Charges



Department Overview – Olympia Fields Police Department

Olympia Fields Police Department consists of twenty (20) full-time officers who utilize twenty-three (23) body worn cameras.

Technical Issues

Olympia Fields Police Department reports zero (0) technical issues.

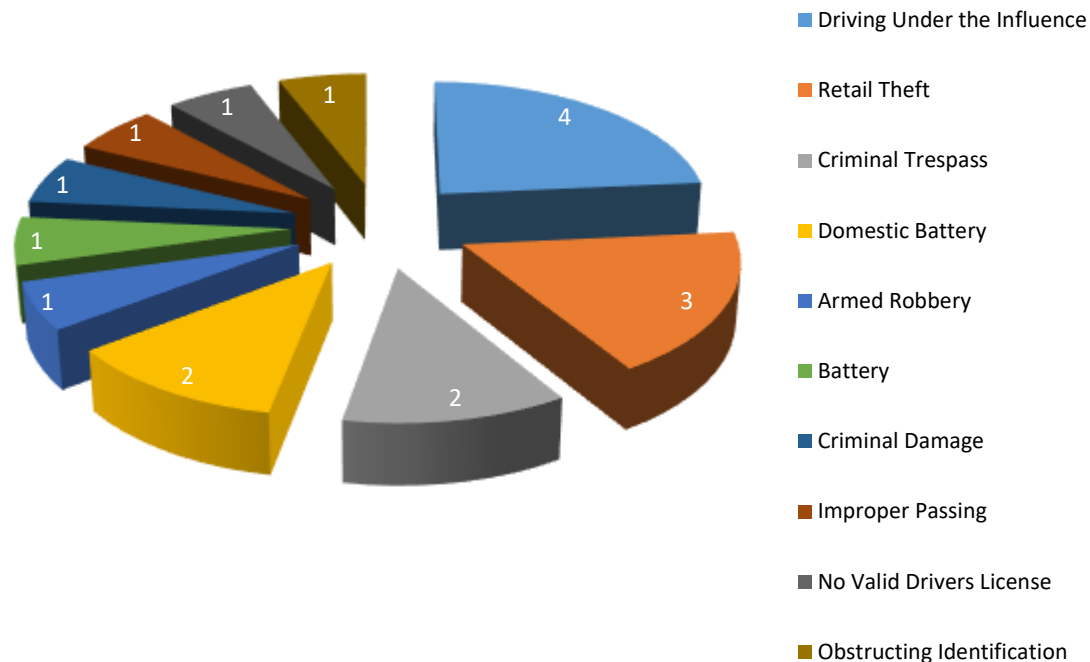
Review Process

Olympia Fields Police Department supervisors randomly review body worn camera footage to ensure officers are utilizing the cameras per department policy. The Administrative Sergeant handles all FOIA and subpoena requests.

Incidents

Between May 22, 2019, and October 13, 2019, Olympia Fields Police Department reports nineteen (19) incidents leading to nineteen (19) offenses charged. Below is a snapshot of greatest frequency of offenses charged.

Greatest Frequency of Charges



Department Overview – Park Forest Police Department

Park Forest Police Department consists of forty-two (42) sworn officers who utilize twenty-nine (29) body worn cameras as of February 15, 2019.

Technical Issues

Park Forest Police Department reports slider top breaking, error codes downloading, being stuck in booting mode, and mechanical issues. Impacted body worn cameras are replaced or repaired.

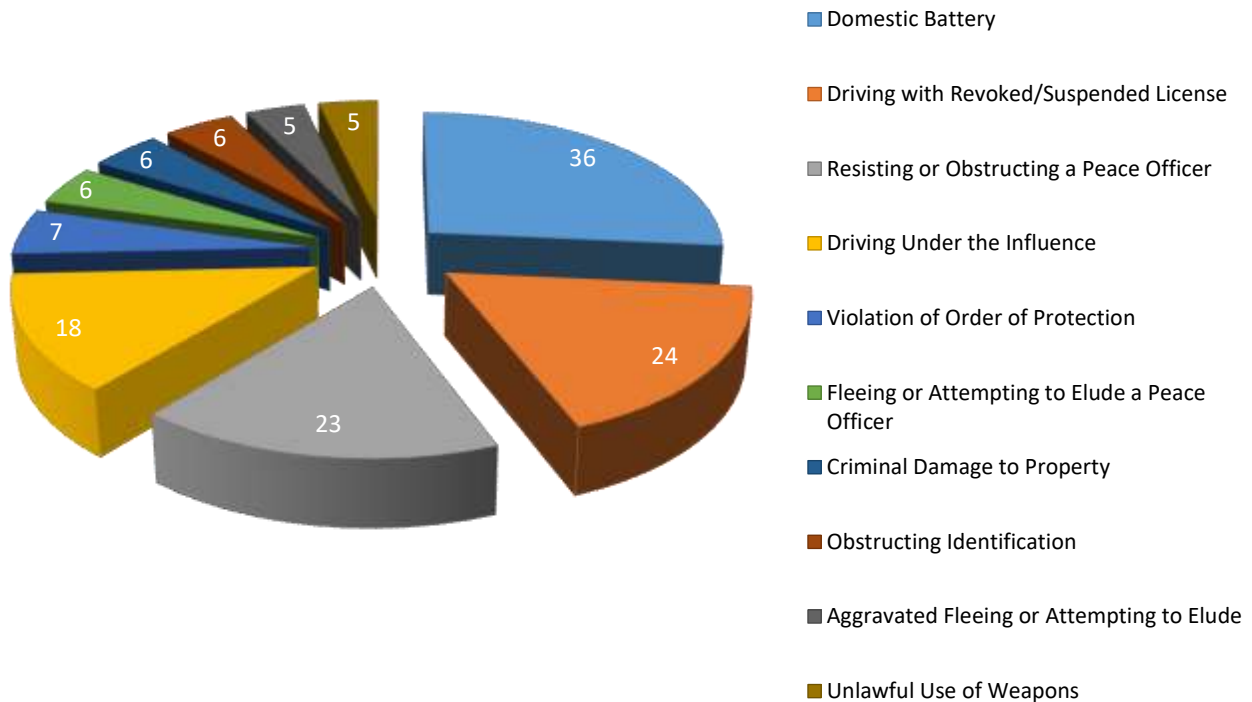
Review Process

Park Forest Police Department supervisors conduct random monthly audits of officers' recordings.

Incidents

Between February 15, 2019, and December 30, 2019, Park Forest Police Department reports one hundred fifty-six (156) incidents leading to two hundred seventeen (217) offenses charged. Below is a snapshot of greatest frequency of offenses charged.

Greatest Frequency of Charges



Department Overview – Paxton Police Department

Paxton Police Department consists of seven (7) full-time officers and two (2) part-time officers who utilize three (3) body worn cameras.

Technical Issues

Paxton Police Department reports zero (0) technical issues.

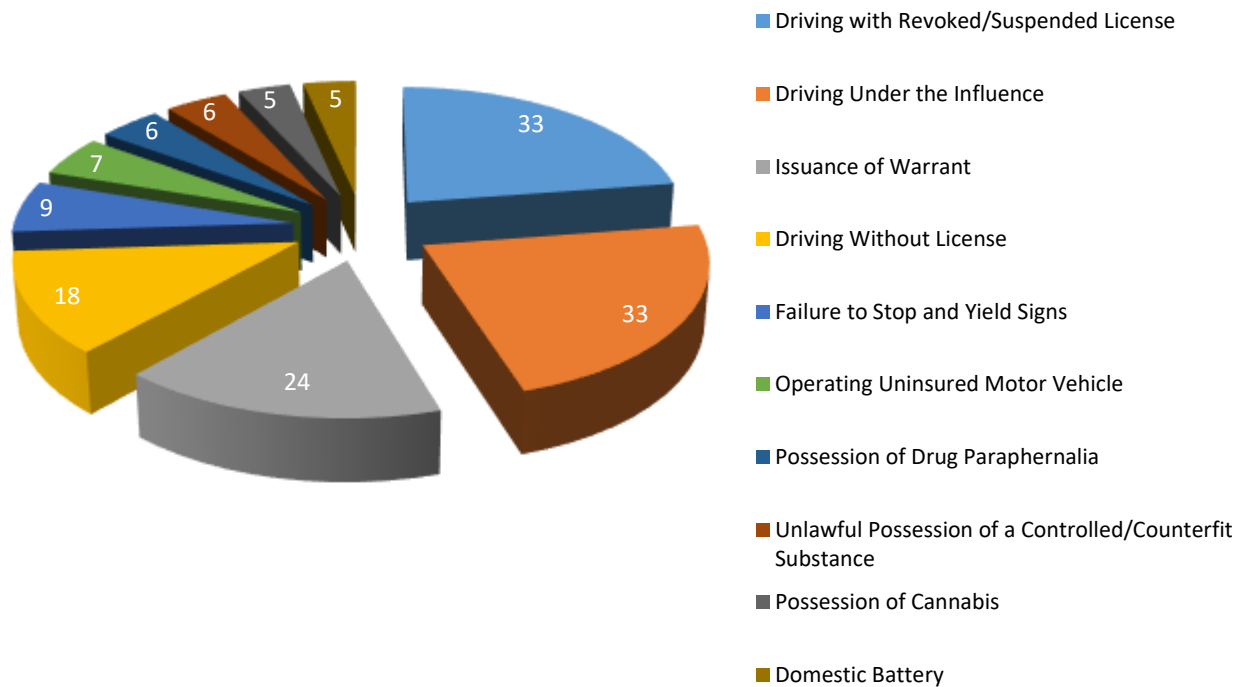
Review Process

Paxton Police Department Chief of Police, Captain, or Sergeant reviews footage if the Department receives a complaint.

Incidents

Between January 1, 2019, and December 31, 2019, Paxton Police Department reports one hundred seventy-four (174) incidents leading to two hundred twenty-two (222) offenses charged. Below is a snapshot of greatest frequency of offenses charged.

Greatest Frequency of Charges



Department Overview – Pulaski County Sheriff’s Office

Pulaski County Sheriff’s Office consists of fifteen (15) officers who utilize thirteen (13) body worn cameras.

Technical Issues

Pulaski County Sheriff’s Office reports issues including battery charge issues, individual user error/ease of function, and storage of videos.

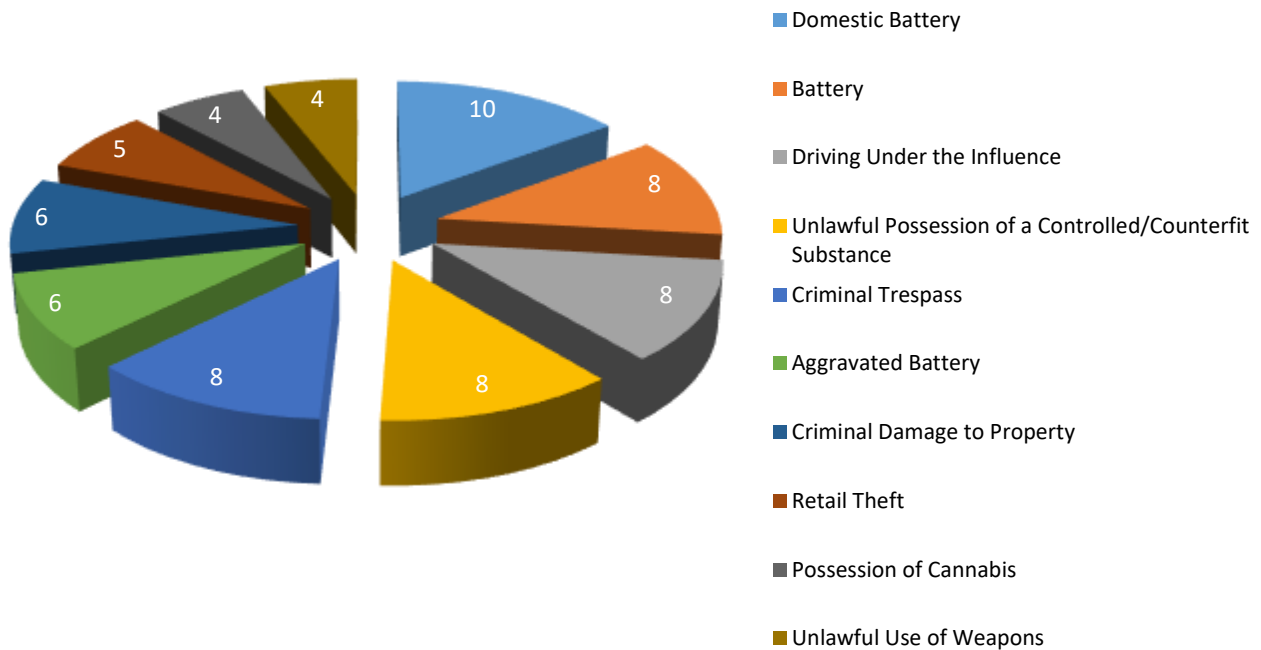
Review Process

Pulaski County Sheriff’s Office Chief Deputy periodically reviews body camera footage, in addition to reviewing every flagged video.

Incidents

Between April 25, 2019, and December 24, 2019, Pulaski County Sheriff’s Office reports ninety-three (93) incidents leading to one hundred fourteen (114) offenses charged. Below is a snapshot of greatest frequency of offenses charged.

Greatest Frequency of Charges



Department Overview – Quincy Police Department

Quincy Police Department consists of seventy-three (73) sworn law enforcement officers, which includes one (1) chief of police, two (2) deputy chiefs, three (3) lieutenants, eleven (11) sergeants, fifty-six (56) officers, and one (1) civilian animal control officer. The Department deployed body worn cameras by Utility in October 2018. The camera itself is a Motorola Moto Z smart cellular phone modified to function only as a body worn camera.

Quincy Police Department utilizes fifty-nine (59) body worn cameras used by fifty-two (52) patrol personnel who maintain them. The Administrative Services Sergeant and the civilian Animal Control Officer use body worn cameras as well. The Department possesses five (5) spare cameras.

Technical Issues

Quincy Police Department reports issues with the Bluetooth controller, the Department's CAD system being integrated into Availweb in order to create action zones for each dispatched call, lenses on the vest/shirt mounts becoming physically loose and falling out of the mount creating a distorted video, and low battery life.

Review Process

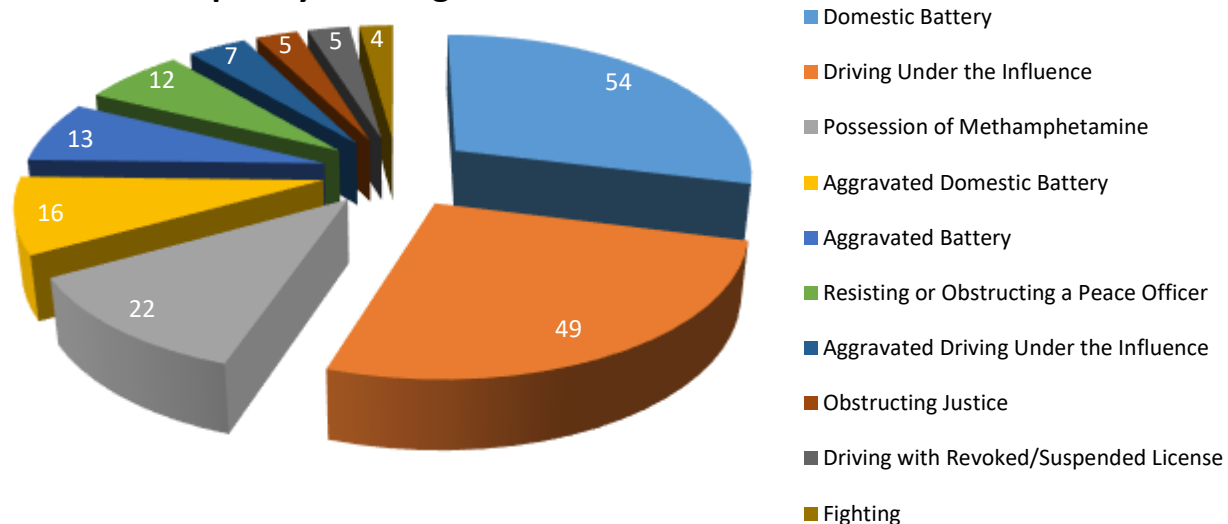
Quincy Police Department supervisors review all body worn camera footage for: citizen complaints, reviews of tactics, ongoing investigations, technical issues, writing reports, cases of alleged misconduct, alleged policy/procedure violations, or internal affairs investigations.

Supervisors cannot review body worn camera footage randomly for disciplinary action.

Incidents

Between January 1, 2019, and December 4, 2019, Quincy Police Department reports two hundred thirty-three (233) incidents leading to two hundred sixty (260) offenses charged. Below is a snapshot of greatest frequency of offenses charged.

Greatest Frequency of Charges



Department Overview – Rantoul Police Department

Rantoul Police Department consists of twenty-eight (28) officers that utilize twenty-eight (28) body worn cameras.

Technical Issues

Rantoul Police Department reports issues including internal hardware malfunctions, dock not functioning, and issues with syncing.

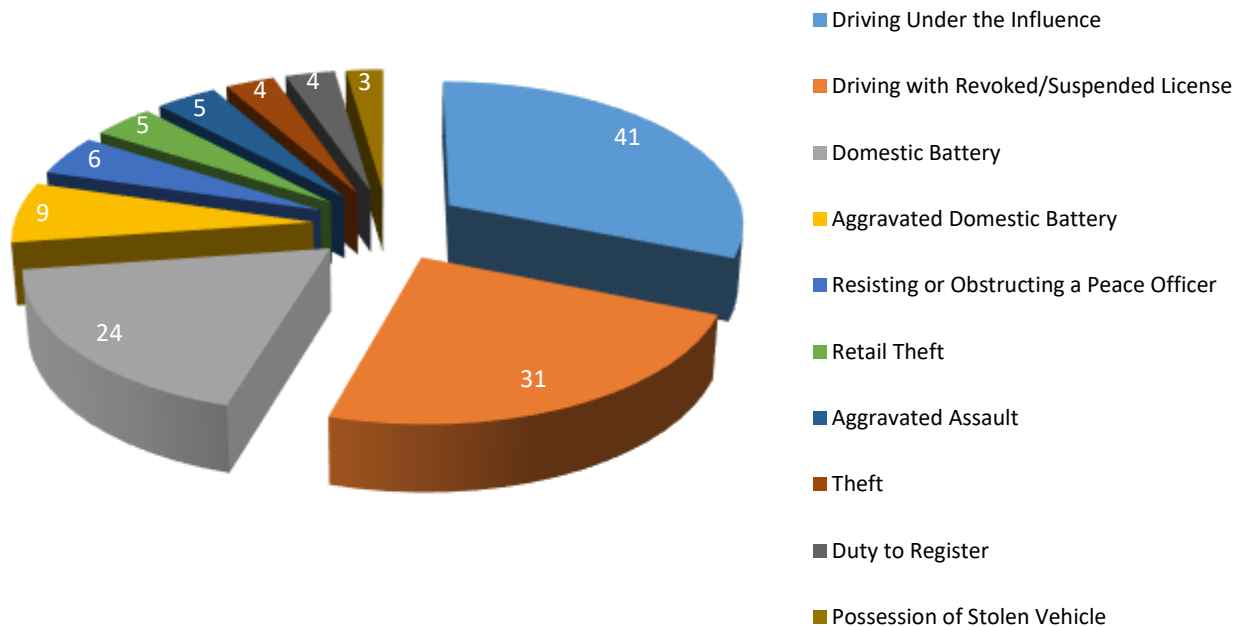
Review Process

Rantoul Police Department supervisors review footage while investigating alleged misconduct or reports of meritorious conduct, or in performance review.

Incidents

Between January 1, 2019, and December 18, 2019, Rantoul Police Department reports one hundred sixty-four (164) incidents leading to one hundred seventy-two (172) offenses charged. Below is a snapshot of greatest frequency of offenses charged.

Greatest Frequency of Charges



Department Overview – Richton Park Police Department

Richton Park Police Department consists of twenty-nine (29) full-time officers. Fourteen (14) officers, four (4) corporals, and two (2) sergeants working patrol division utilize twenty (20) body worn cameras.

Technical Issues

Richton Park Police Department reports zero (0) technical issues.

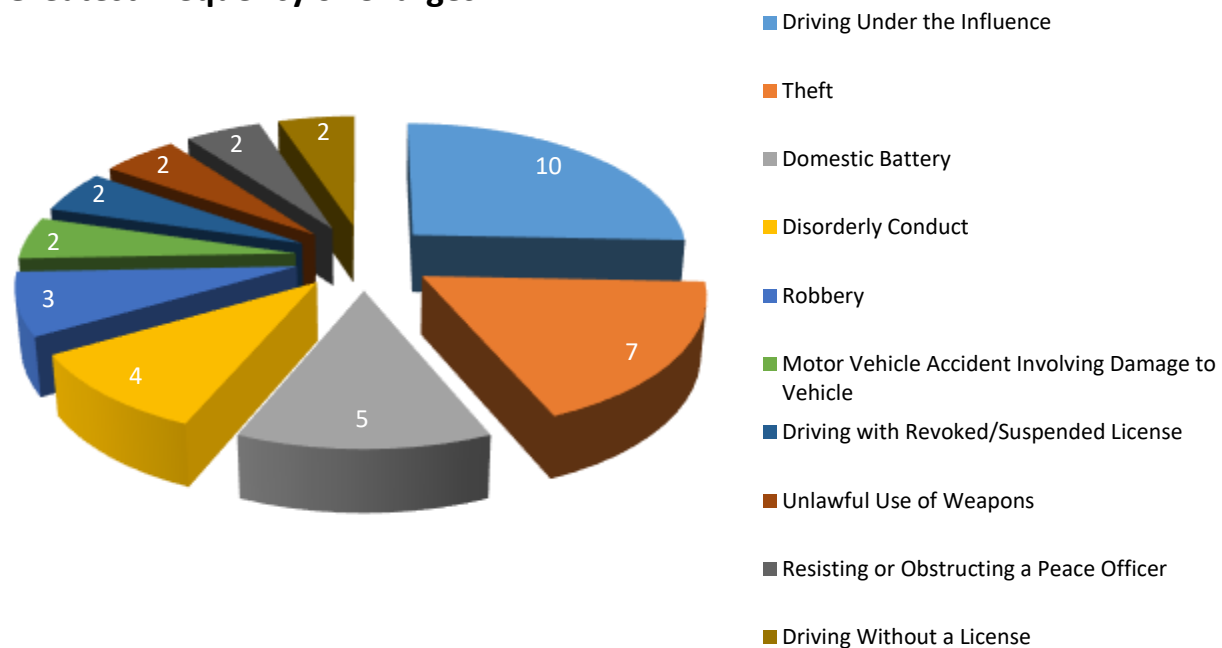
Review Process

Richton Park Police Department Sergeants review body worn camera footage monthly for two (2) officers they directly supervise, picking different officers each month, and whenever there is a use of force incident. The body worn camera footage reviewed must be at least ten (10) minutes long. Sergeants document the officers' professionalism and note any violations of departmental policy.

Incidents

Between March 9, 2019, and December 24, 2019, Richton Park Police Department reports thirty-three (33) incidents leading to thirty-three (33) offenses charged. Below is a snapshot of greatest frequency of offenses charged.

Greatest Frequency of Charges



Department Overview – Rock Island Police Department

Rock Island Police Department consists of one hundred eight (108) employees, including eighty-one (81) sworn positions and twenty-seven (27) civilian positions. The Department is divided into five (5) divisions that include: administrative, patrol, criminal investigation, technical services, and tactical operations. The Department deployed Axon Body 2 and Flex 2 Body Worn Cameras beginning April 2017.

Rock Island Police Department has sixty (60) Axon Body 3 cameras in use with fifty-three (53) officers in the patrol division and seven (7) members of the tactical operations division utilizing body worn cameras. The Department's emergency response team uses seventeen (17) Axon Flex 2 Body Worn Cameras.

Technical Issues

Rock Island Police Department reports issues including failure to charge fully, damage during arrest, camera not powering off, and not uploading videos. Eight (8) Flex 2 cameras had the batteries expand, causing their cases to separate. All cameras with issues are replaced by Axon.

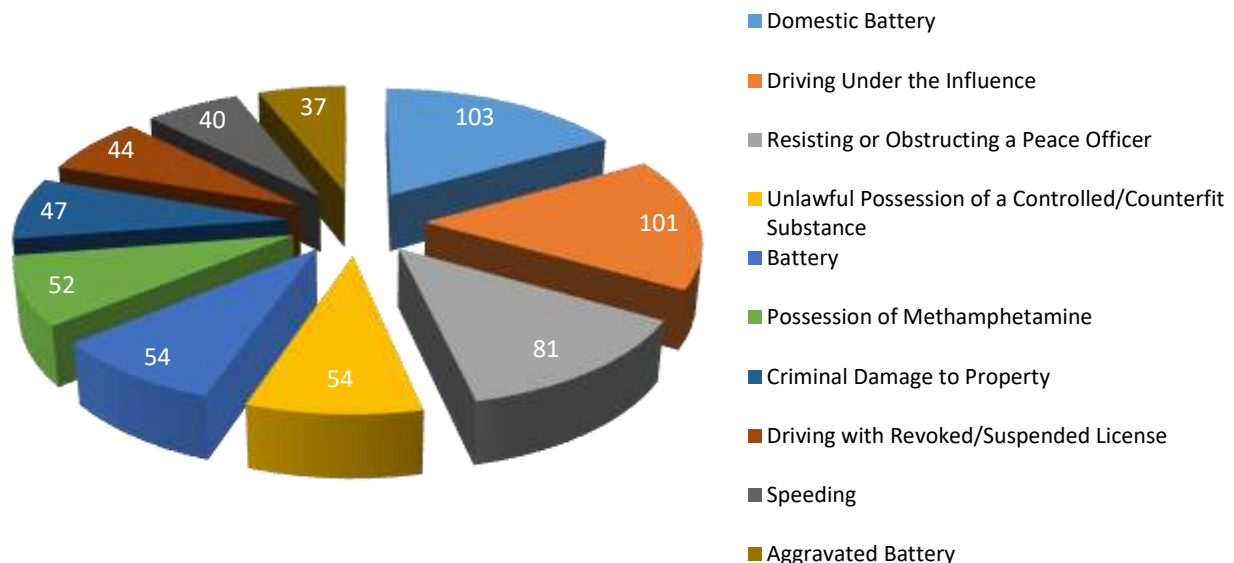
Review Process

Rock Island Police Department supervisors review body worn camera footage when investigating use of force incidents, squad car accidents, pursuits, external or internal complaints, or for any other supervisory oversight function.

Incidents

Between January 1, 2019, and December 31, 2019, Rock Island Police Department reports eight hundred forty-six (846) incidents leading to one thousand two hundred sixty (1260) offenses charged. Below is a snapshot of greatest frequency of offenses charged.

Greatest Frequency of Charges



Department Overview – Rock Island County Sheriff’s Office

Rock Island County Sheriff’s Office has a current inventory of sixty-one (61) cameras with fifty-seven (57) in use as of April 2019.

Technical Issues

Rock Island County Sheriff’s Office reports issues with cameras remaining on or not powering up. Axon provides the department with spare body worn cameras while they repair inoperable ones.

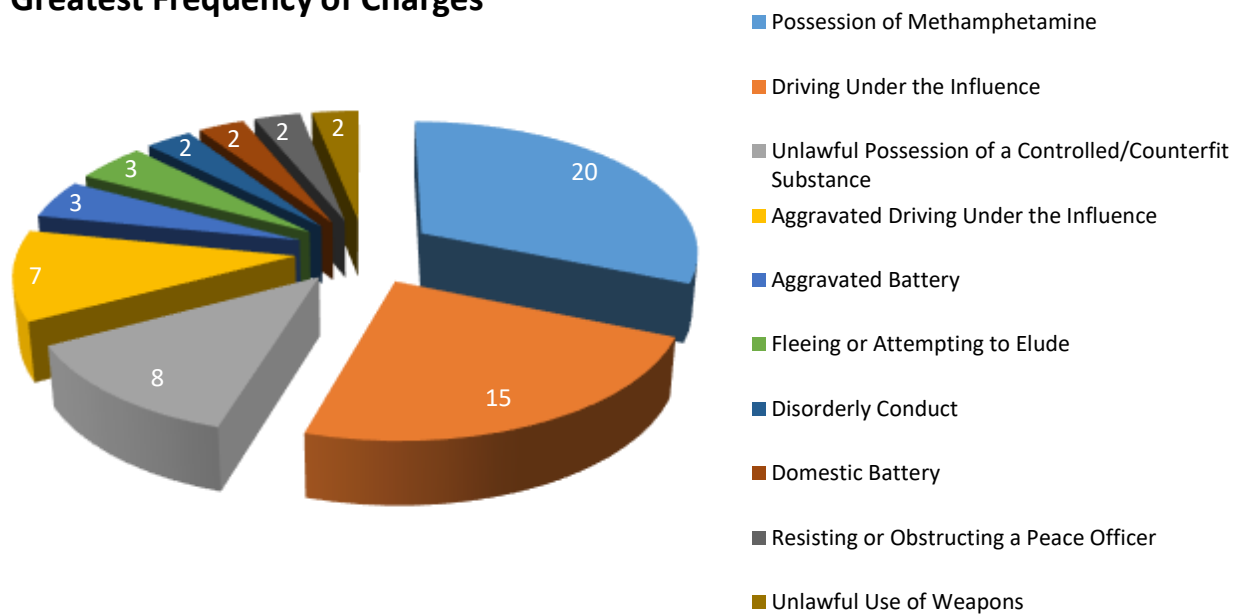
Review Process

Rock Island County Sheriff’s Office supervisors randomly review body worn camera footage of deputies on their shift, as well as anytime there is a use of force incident, squad car accident, pursuit, or an internal/external complaint.

Incidents

Between April 28, 2019, and December 8, 2019, Rock Island County Sheriff’s Office reports eighty (80) incidents leading to eighty (80) offenses charged. Below is a snapshot of greatest frequency of offenses charged.

Greatest Frequency of Charges



Department Overview – Rock Falls Police Department

Rock Falls Police Department consists of sixteen (16) officers who utilize sixteen (16) body worn cameras.

Technical Issues

Rock Falls Police Department reports minor download issues; replacing cameras/routers resolves the issues.

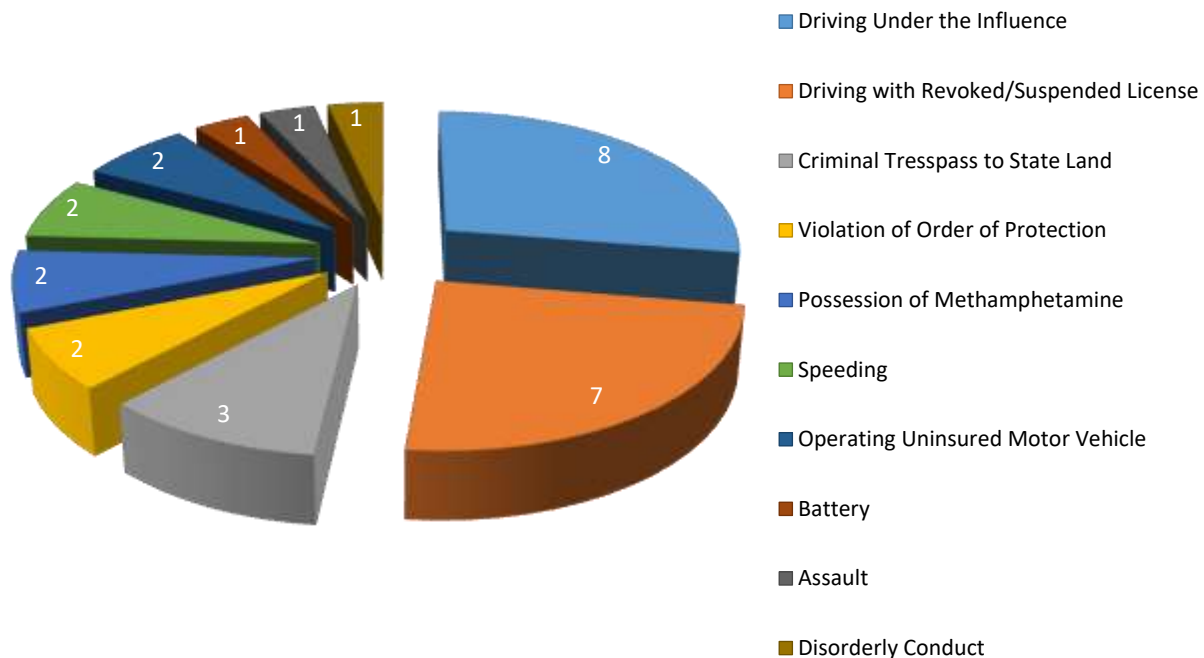
Review Process

Rock Falls Police Department supervisors and administration staff conduct random monthly audits of videos submitted by patrol personnel to ensure that all policies and procedures are adhered to.

Incidents

Between January 5, 2019, and May 25, 2019, Rock Falls Police Department reports forty-one (41) incidents leading to forty-one (41) offenses charged. Below is a snapshot of greatest frequency of offenses charged.

Greatest Frequency of Charges



Department Overview – Rockdale Police Department

Rockdale Police Department consists of one (1) full-time police chief, one (1) full-time sergeant, three (3) full-time police officers, three (3) part-time officers, and one (1) part-time administrative assistant who utilize nine (9) body worn cameras.

Technical Issues

Rockdale Police Department reports issues including low battery life and activation button failure. Purchasing spare batteries resolves the battery life issue.

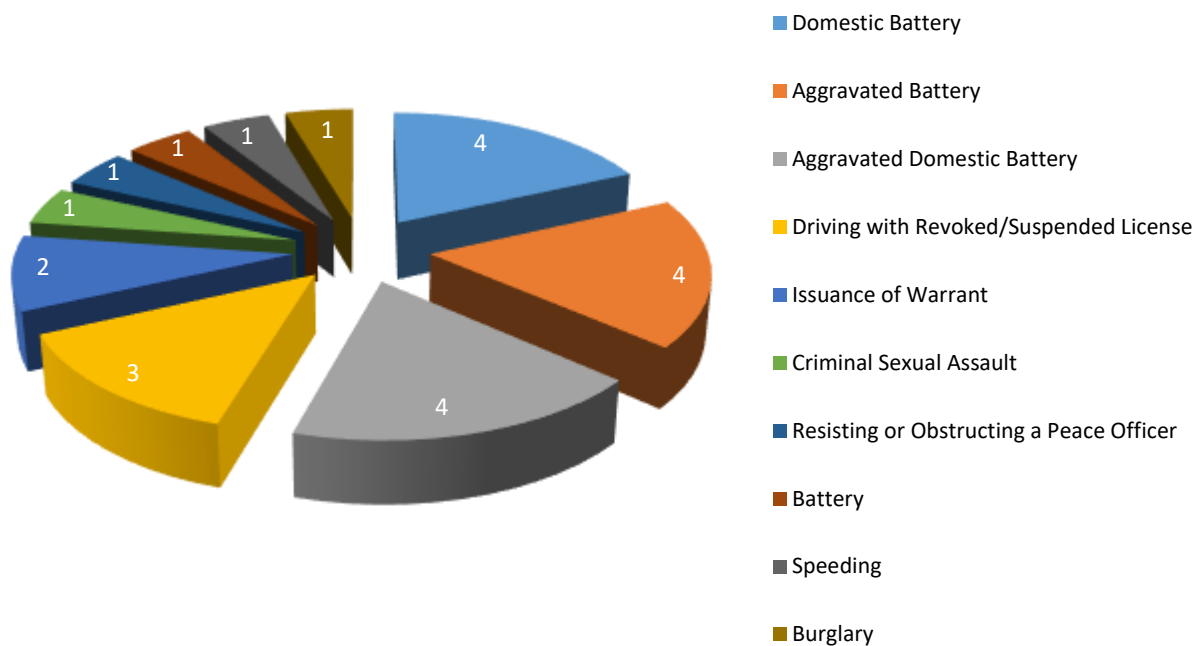
Review Process

Rockdale Police Department supervisors review footage as needed, to assist in writing case reports, if a citizen files a complaint, or if there is a use of force incident.

Incidents

Between December 1, 2019, and December 31, 2019, Rockdale Police Department reports ten (10) incidents leading to twenty-four (24) offenses charged. Below is a snapshot of greatest frequency of offenses charged.

Greatest Frequency of Charges



Department Overview – Roselle Police Department

Roselle Police Department consists of twenty-nine (29) sworn officers, including six (6) sergeants, nineteen (19) patrol officers, two (2) detectives, and two (2) school resource officers, as well as four (4) community service officers, who utilize body worn cameras.

Technical Issues

Roselle Police Department reports uploading and connectivity issues with the Cradlepoint cellular hotspots. Software and firmware updates from Axon resolve the issues.

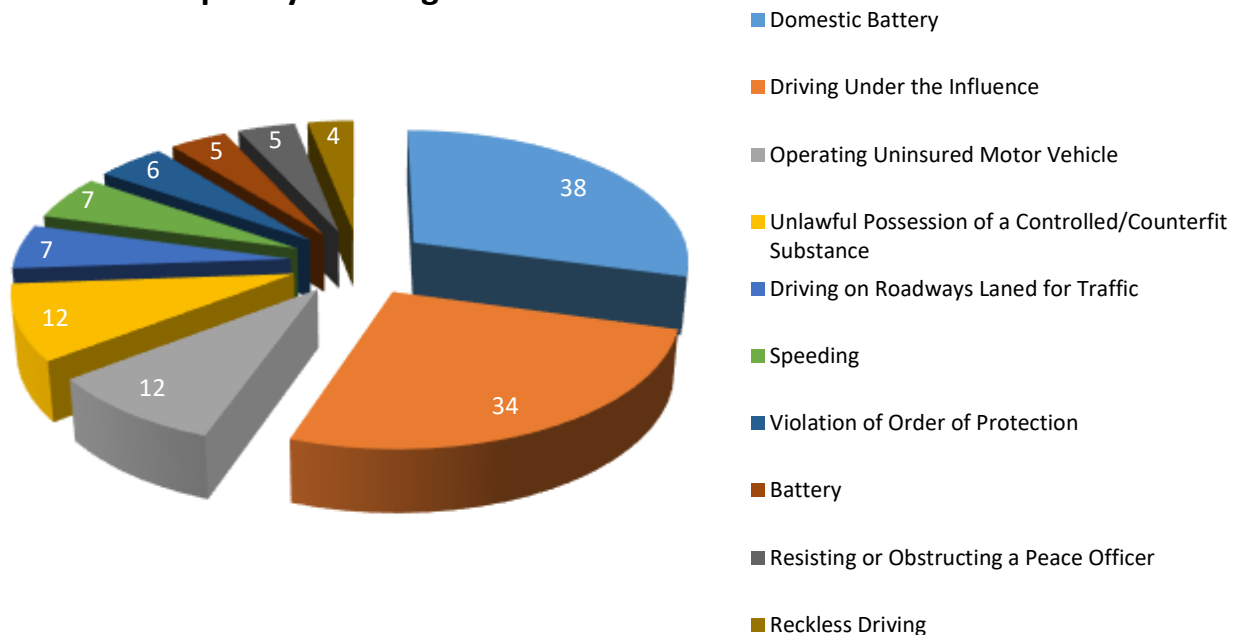
Review Process

Roselle Police Department supervisors review footage to ensure officers utilize body worn cameras in accordance with policy and training. Supervisors randomly review at least two (2) body worn camera recordings per subordinate and document their review, which is forwarded to the body worn camera program administrator. Areas where additional guidance or training is required are identified after reviewing camera footage. Supervisors do not review recordings to search for violations of policy or law not related to a specific complaint or incident.

Incidents

Between January 3, 2019, and December 13, 2019, Roselle Police Department reports seventy-two (72) incidents leading to two hundred and seven (207) offenses charged. Below is a snapshot of greatest frequency of offenses charged.

Greatest Frequency of Charges



Department Overview – Rosemont Public Safety Department

Rosemont Public Safety Department consists of seventy-six (76) full-time sworn public safety officers who utilize one hundred six (106) body worn cameras; most of the permanent post positions have officers wearing body worn cameras during their shift. The Department also has 300 part-time auxiliary officers.

Technical Issues

Rosemont Public Safety Department reports no major technical issues.

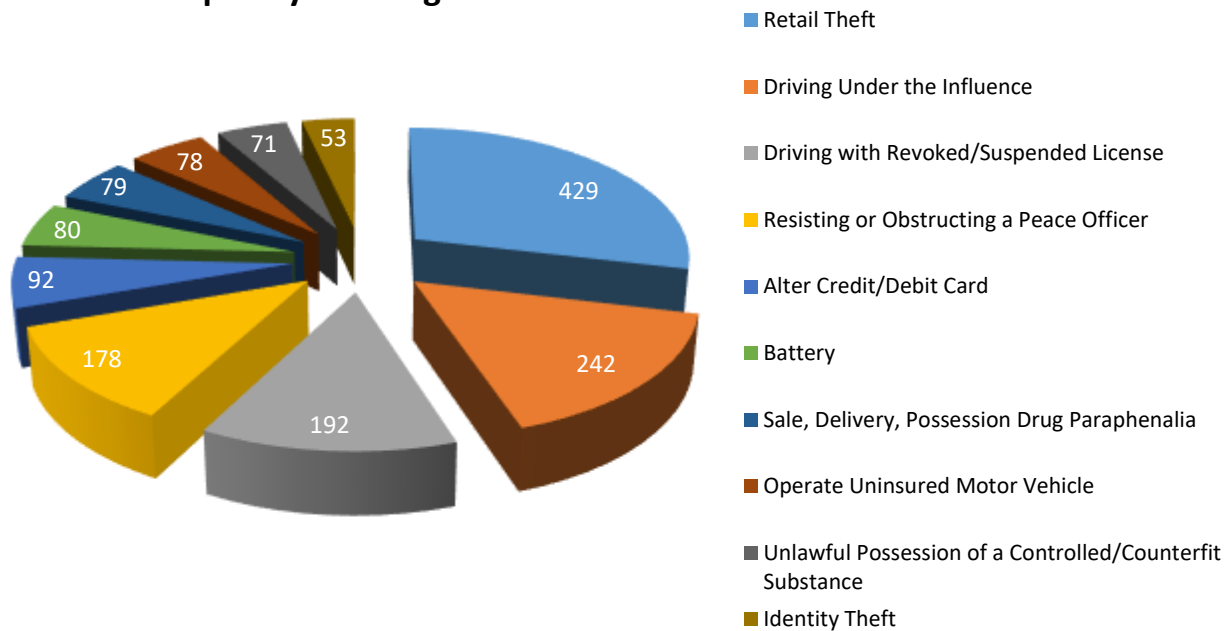
Review Process

Rosemont Public Safety Department supervisors review four (4) separate and random field events monthly for each public safety officer.

Incidents

Between January 1, 2019, and December 31, 2019, Rosemont Public Safety Department reports seven hundred thirty-one (731) incidents leading to two thousand three hundred fifty-five (2,355) offenses charged. Below is a snapshot of greatest frequency of offenses charged.

Greatest Frequency of Charges



Department Overview – Silvis Police Department

Silvis Police Department consists of sixteen (16) full-time officers who utilize nineteen (19) body worn cameras, effective September 11, 2019.

Technical Issues

Silvis Police Department reports zero (0) technical issues.

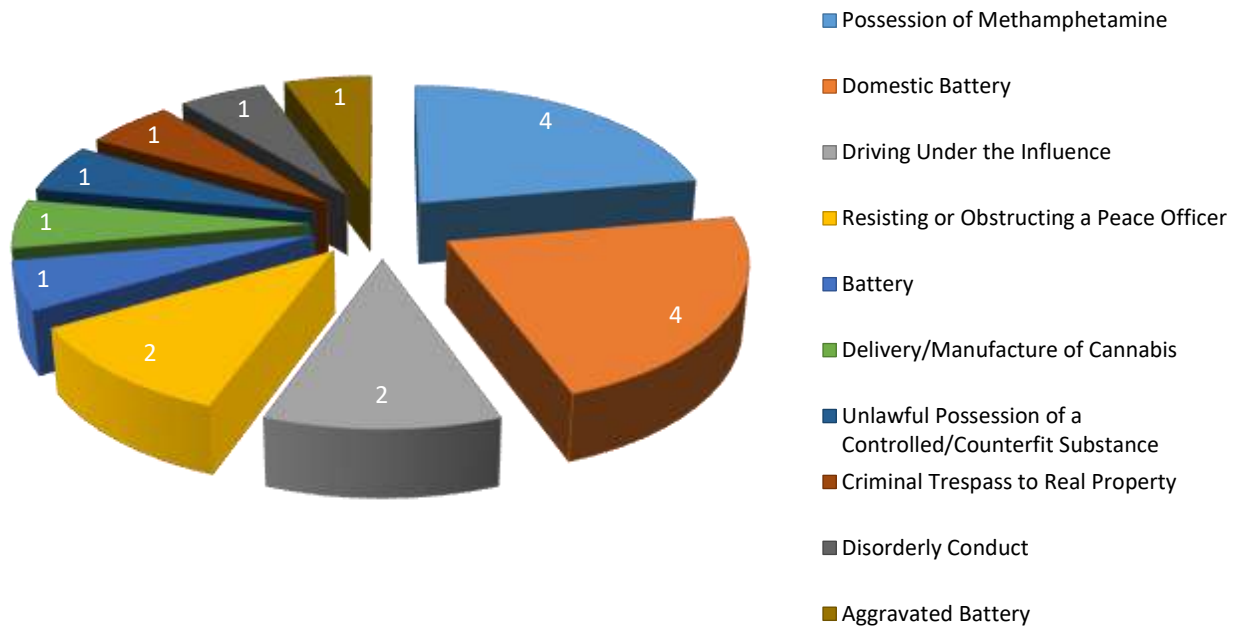
Review Process

Silvis Police Department supervisors review one (1) recorded video for each officer assigned to their shift/unit to ensure the body worn camera is being utilized. Once the recorded video is reviewed, the supervisor documents the review in the notes section provided by Evidence.com.

Incidents

Between September 11, 2019, and December 31, 2019, Silvis Police Department reports twenty-three (23) incidents leading to twenty-three (23) offenses charged. Below is a snapshot of greatest frequency of offenses charged.

Greatest Frequency of Charges



Department Overview – Spring Grove Police Department

Spring Grove Police Department utilizes ten (10) body worn cameras for full-time and part-time officers. Full-time officers have their own cameras while part-time officers share cameras.

Technical Issues

Spring Grove Police Department reports issues with the body worn camera(s) not powering on and recording. Replacing defective cameras or downloading new firmware resolves the issues.

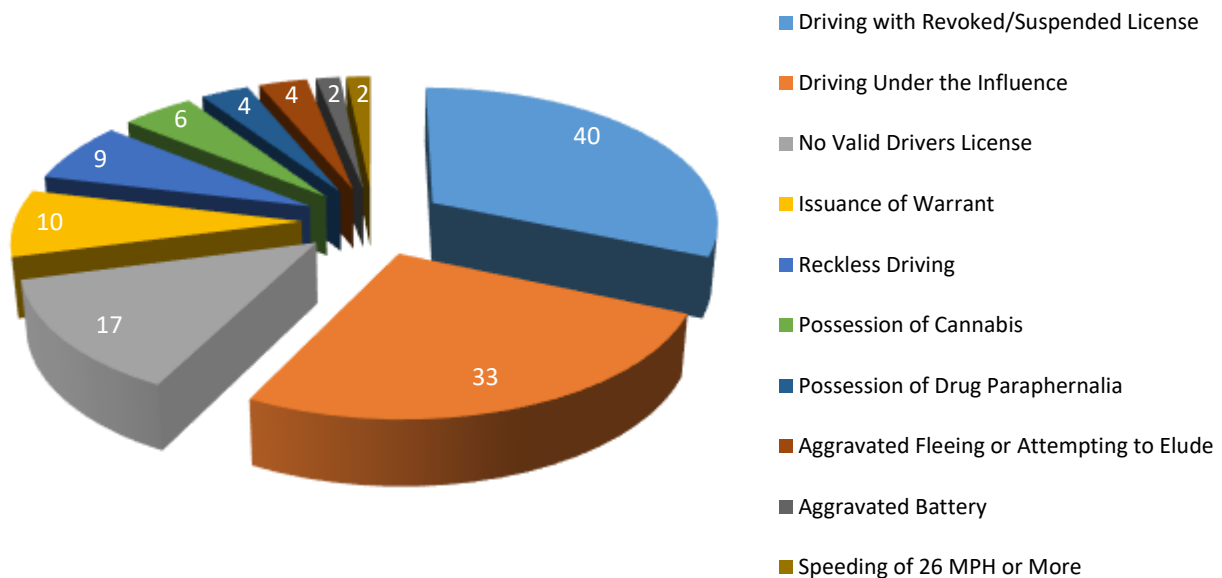
Review Process

Spring Grove Police Department supervisors randomly review body worn camera footage to ensure equipment operates, ensure officers use devices in accordance with policy, and identify areas for training.

Incidents

Between January 4, 2019, and December 31, 2019, Spring Grove Police Department reports one hundred twenty-two (122) incidents leading to one hundred thirty-nine (139) offenses charged. Below is a snapshot of greatest frequency of offenses charged.

Greatest Frequency of Charges



Department Overview – Springfield Police Department

Springfield Police Department consists of two hundred forty-one (241) sworn officers who utilize one hundred seventy-one (171) Axon Body 3 cameras. The majority of the cameras are assigned to the Operations (Street) Division with seven (7) of those cameras being assigned to the Street Crimes Unit.

Technical Issues

Springfield Police Department reports a total of forty-eight (48) issues with functionality of the equipment, with the majority involving the camera being turned off during close interactions/struggling with a suspect. Twenty-six (26) reports include the camera falling off or being knocked off of the officer's uniform during an incident. At the end of 2019 the department moved from the Axon Body 2 to the Axon Body 3 camera, which resolves the power issue.

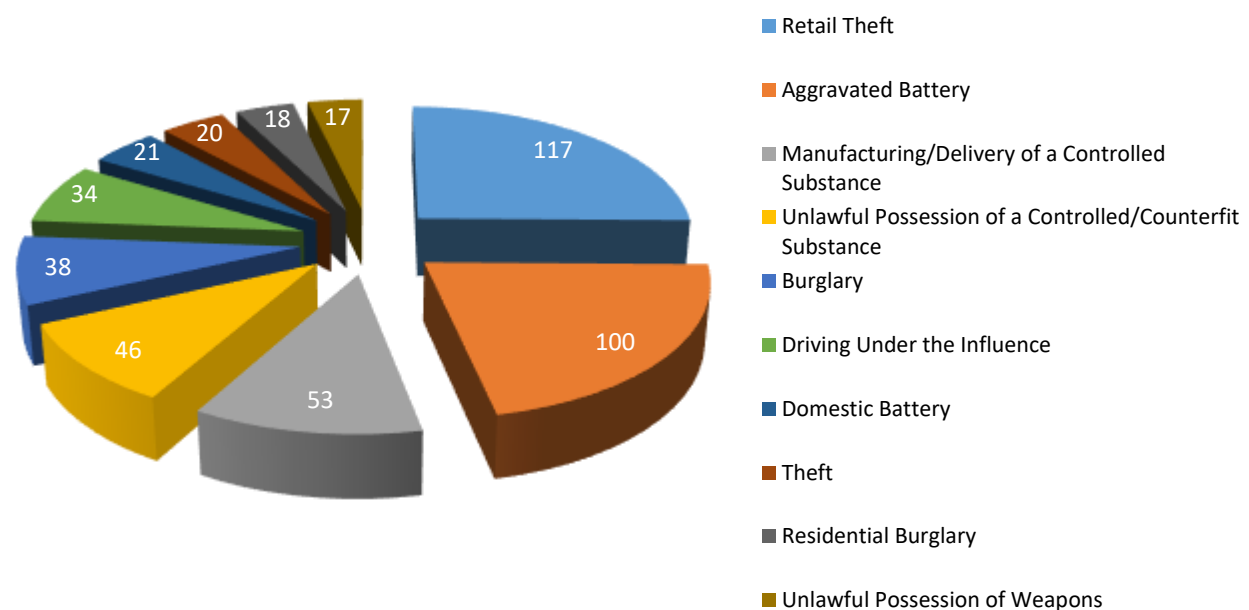
Review Process

Springfield Police Department supervisors review at least one (1) video every month for every officer issued a body worn camera. All use of force incidents that involve more than simple handcuffing or prisoner escort are also reviewed by a supervisor when applicable.

Incidents

Between January 2, 2019, and December 26, 2019, Springfield Police Department reports seven hundred sixty (760) incidents leading to eight hundred fifty-six (856) offenses charged. Below is a snapshot of greatest frequency of offenses charged.

Greatest Frequency of Charges



Department Overview – St. Elmo Police Department

St. Elmo Police Department consists of three (3) full-time officers and four (4) part-time officers who utilize three (3) body worn cameras.

Technical Issues

St. Elmo Police Department reports issues with syncing. Training the officers to correctly sync cameras for proper activation fixes the issue.

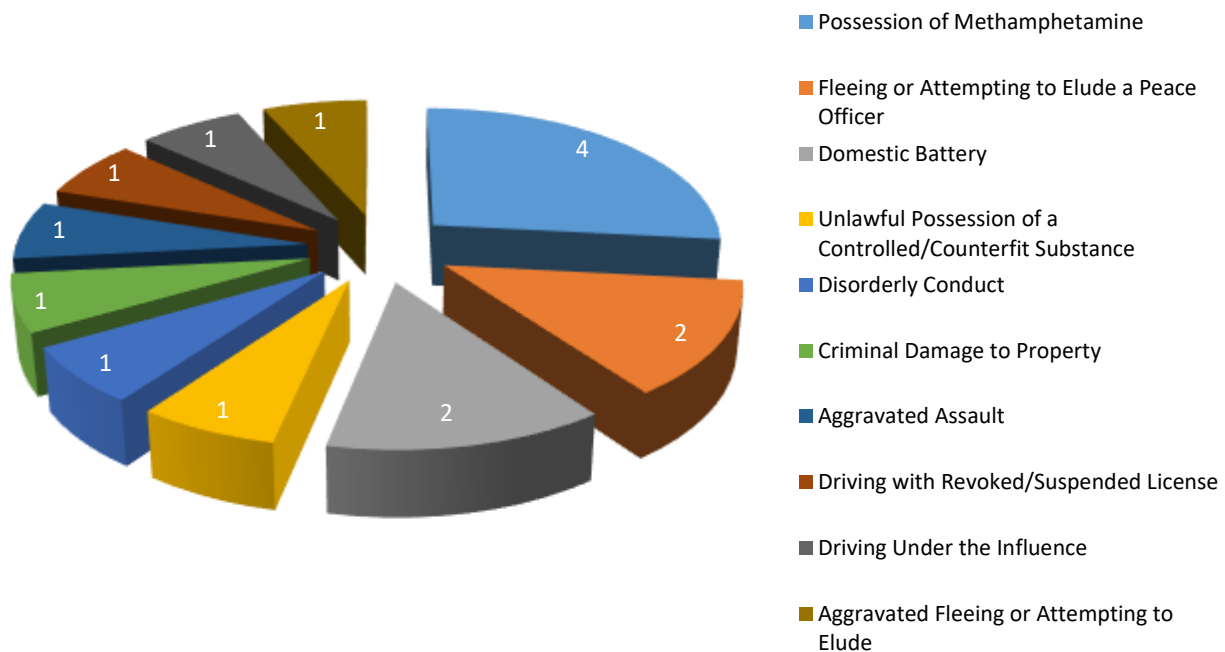
Review Process

St. Elmo Police Department supervisors review body worn camera footage to ensure proper use and activity by officers. All arrests are reviewed by supervisors, and any improper use or behavior issues are to be brought to the attention of the Chief of Police.

Incidents

Between January 29, 2019, and December 1, 2019, St. Elmo Police Department reports sixteen (16) incidents leading to sixteen (16) offenses charged. Below is a snapshot of greatest frequency of offenses charged.

Greatest Frequency of Charges



Department Overview – University of Chicago Police Department

University of Chicago Police Department consists of ninety-three (93) sworn officers, with seventy-five (75) of those officers utilizing body worn cameras. University of Chicago Police Department has a total of ninety-five (95) cameras, including those individually issued to sworn personnel.

Technical Issues

University of Chicago Police Department reports uploading issues where footage does not upload fully. The manufacturer is remedying this issue.

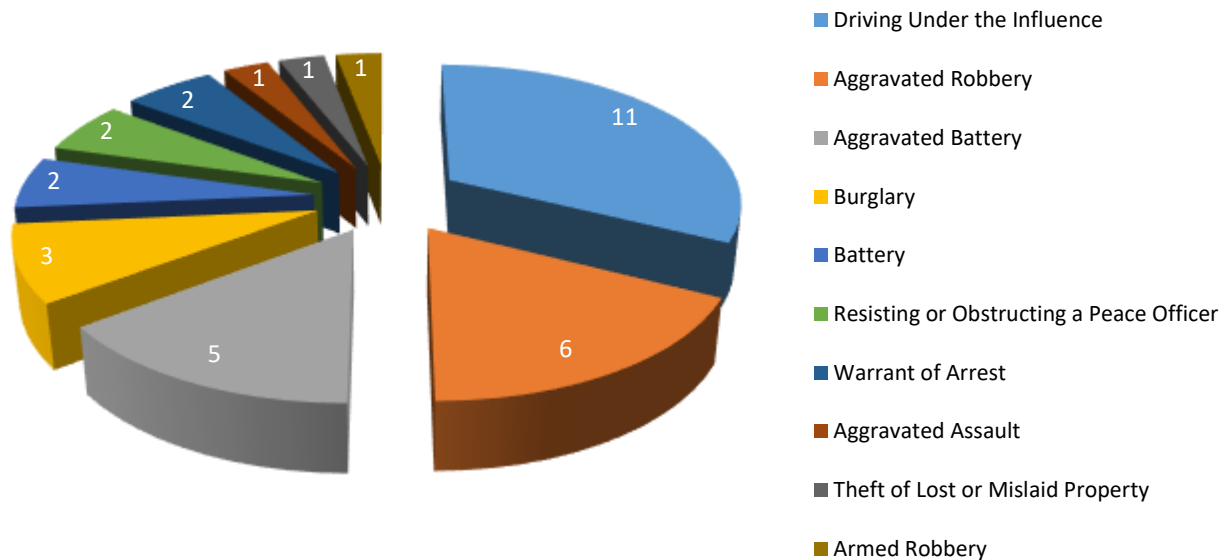
Review Process

University of Chicago Police Department Professional Standards Commander randomly reviews and documents at least three (3) body worn camera recordings per month for a quarterly review and forwards the information via the chain of command.

Incidents

Between January 5, 2019, and November 15, 2019, the University of Chicago Police Department reports thirty-three (33) incidents leading to forty-two (42) offenses charged. Below is a snapshot of greatest frequency of offenses charged.

Greatest Frequency of Charges



Department Overview – University of Illinois at Chicago Police Department

University of Illinois at Chicago Police Department consists of seventy-three (73) sworn police officers who utilize seventy-five (75) body worn cameras.

Technical Issues

University of Illinois at Chicago Police Department reports a few issues with select body worn cameras not charging or connecting correctly.

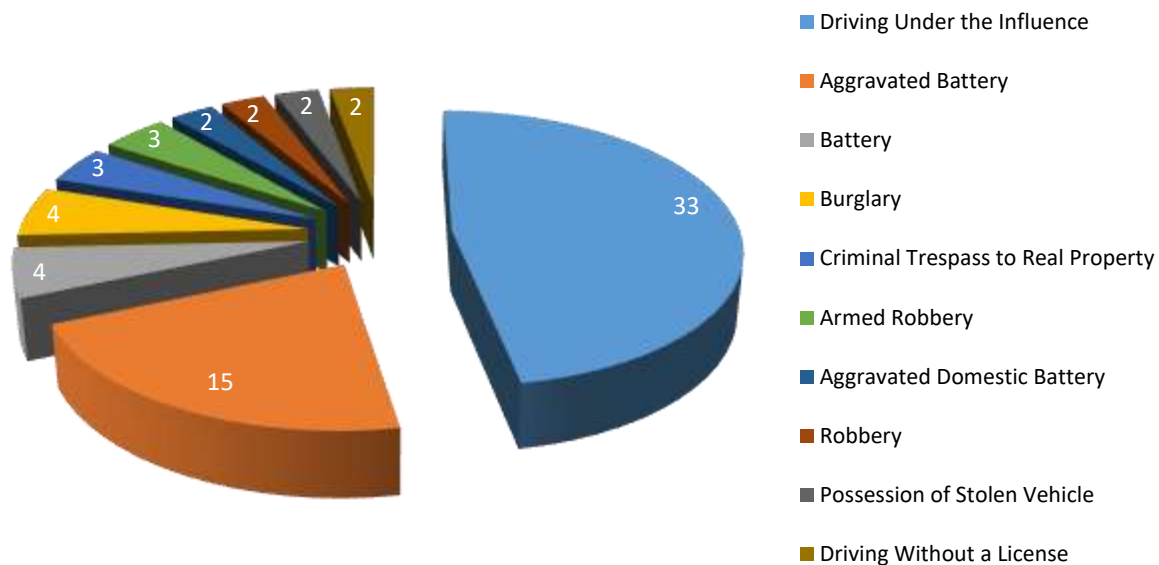
Review Process

University of Illinois at Chicago Police Department supervisors may review any mandatory flagged video. This review will be documented in the narrative of the appropriate departmental memo. The recording officer and his or her supervisor may access and review recordings prior to completing incident reports or other documentation, provided that the officer or his/her supervisor discloses that fact in the report or documentation.

Incidents

Between January 10, 2019, and December 24, 2019, University of Illinois at Chicago Police Department reports sixty-one (61) incidents leading to one hundred thirty-two (132) offenses charged. Below is a snapshot of greatest frequency of offenses charged.

Greatest Frequency of Charges



Department Overview – University of Illinois at Urbana Police Department

University of Illinois at Urbana Police Department implemented their body worn camera program in August 2018. The Department consists of sixty-three (63) sworn officers who utilize seventy-six (76) body worn cameras.

Technical Issues

University of Illinois at Urbana Police Department reports issues with cameras failing; providing officers with a replacement camera resolves the issue.

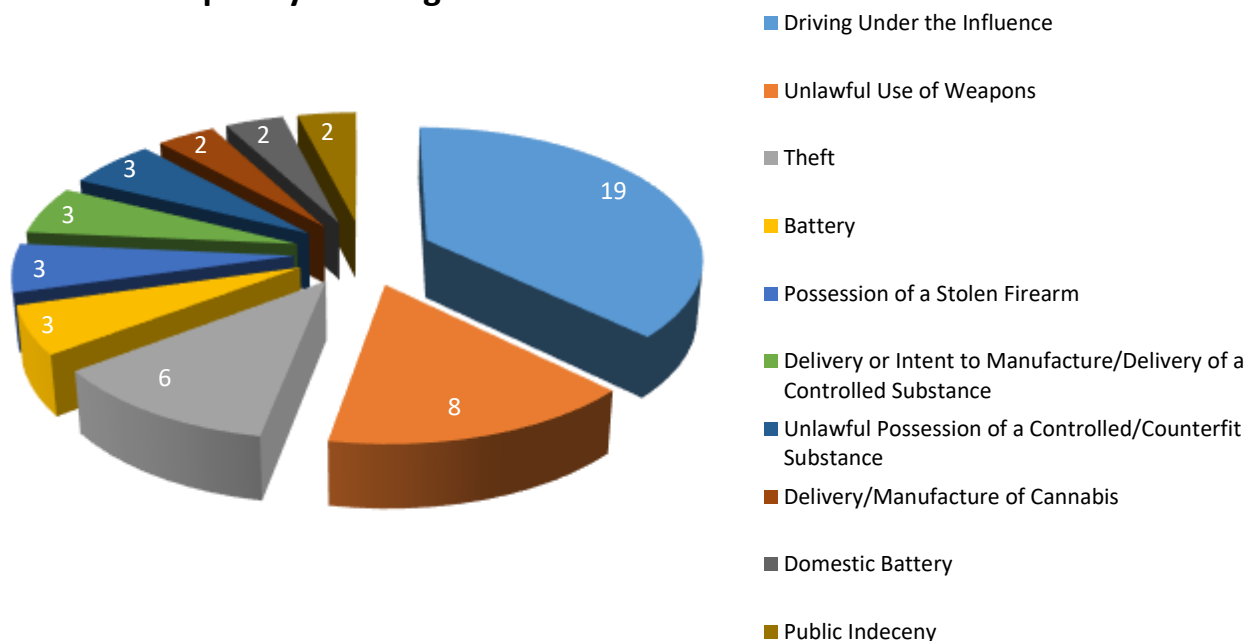
Review Process

University of Illinois at Urbana Police Department supervisors review camera footage monthly and review footage after arrests and use of force incidents.

Incidents

Between January 1, 2019, and December 30, 2019, University of Illinois at Urbana Police Department reports seventy-three (73) incidents leading to seventy-three (73) offenses charged. Below is a snapshot of greatest frequency of offenses charged.

Greatest Frequency of Charges



Department Overview – Urbana Police Department

Urbana Police Department utilizes sixty (60) body worn cameras by fifty-eight (58) officers.

Technical Issues

Urbana Police Department reports four cameras failing after exposure to copious amounts of rain; Watch Guard replaces impacted cameras under warranty.

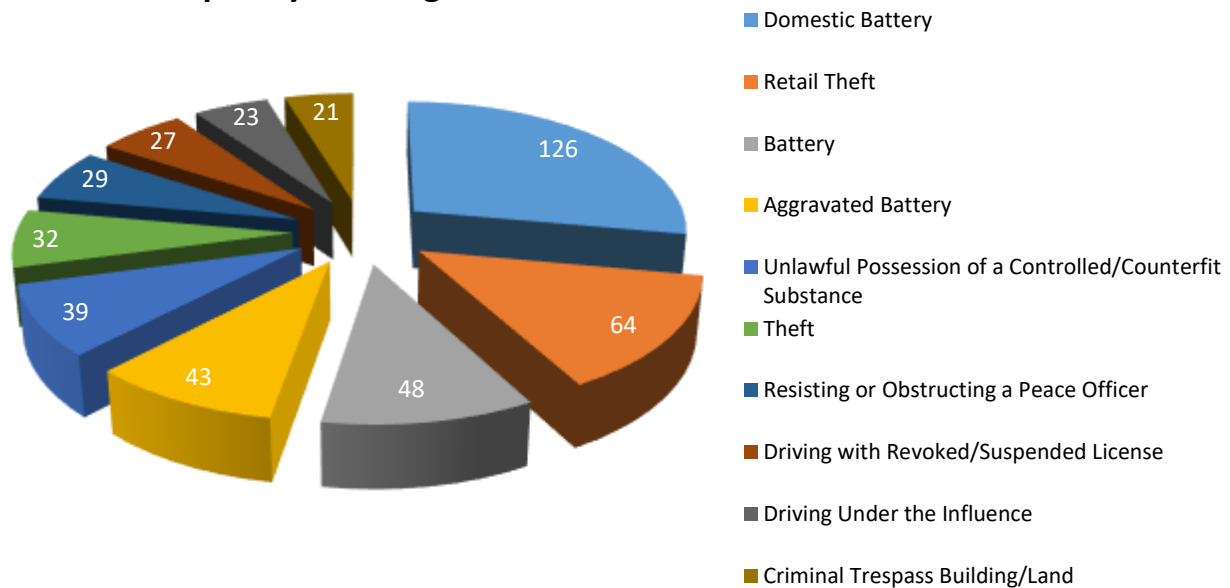
Review Process

Urbana Police Department Monitoring Sergeant reviews at least one randomly selected file a month and command staff may periodically review records. Sergeants and command review the records to ensure officer compliance to policy, identify training needs, recognize exemplary officer performance, complete citizen complaint investigations, and/or to fulfill FOIA requests.

Incidents

Between January 4, 2019, and December 29, 2019, Urbana Police Department reports five hundred thirty-five (535) incidents leading to eight hundred twenty-four (824) offenses charged. Below is a snapshot of greatest frequency of offenses charged.

Greatest Frequency of Charges



Department Overview – Wayne County Sheriff’s Office

Wayne County Sheriff’s Office consists of twenty-one (21) sworn deputies who utilize six (6) Axon Body 2 Body Worn Cameras.

Technical Issues

Wayne County Sheriff’s Office reports numerous technical issues, none of which are specified.

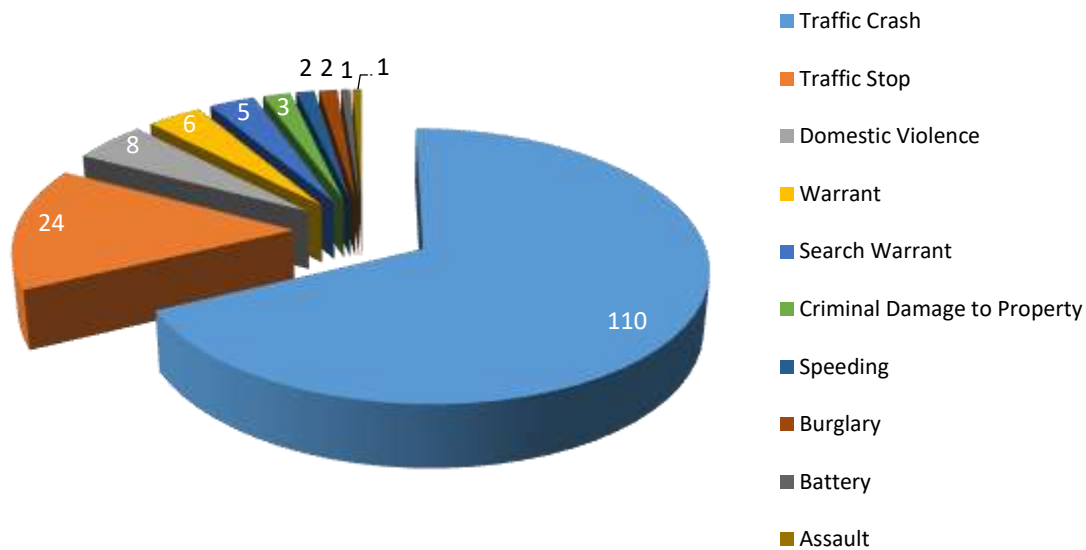
Review Process

Wayne County Sheriff’s Office supervisors review footage whenever there is an incident report or citation and there is a possibility of the incident being flagged. Spot checks of footage are done on a regular basis.

Incidents

Between January 1, 2019, and December 27, 2019, Wayne County Sheriff’s Office reports one hundred ninety-five (195) incidents leading to one hundred seventy-two (172) offenses charged. Below is a snapshot of greatest frequency of offenses charged.

Greatest Frequency of Charges



Department Overview – West Chicago Police Department

West Chicago Police Department consists of forty-four (44) sworn officers who utilize forty-four (44) Axon Body Worn Cameras. West Chicago Police Department began a trial program offered by Axon to utilize body worn cameras in 2018, when eleven (11) officers were outfitted and trained. In 2019, all remaining sworn officers were trained and provided with body worn cameras.

Technical Issues

West Chicago Police Department reports zero (0) technical issues.

Review Process

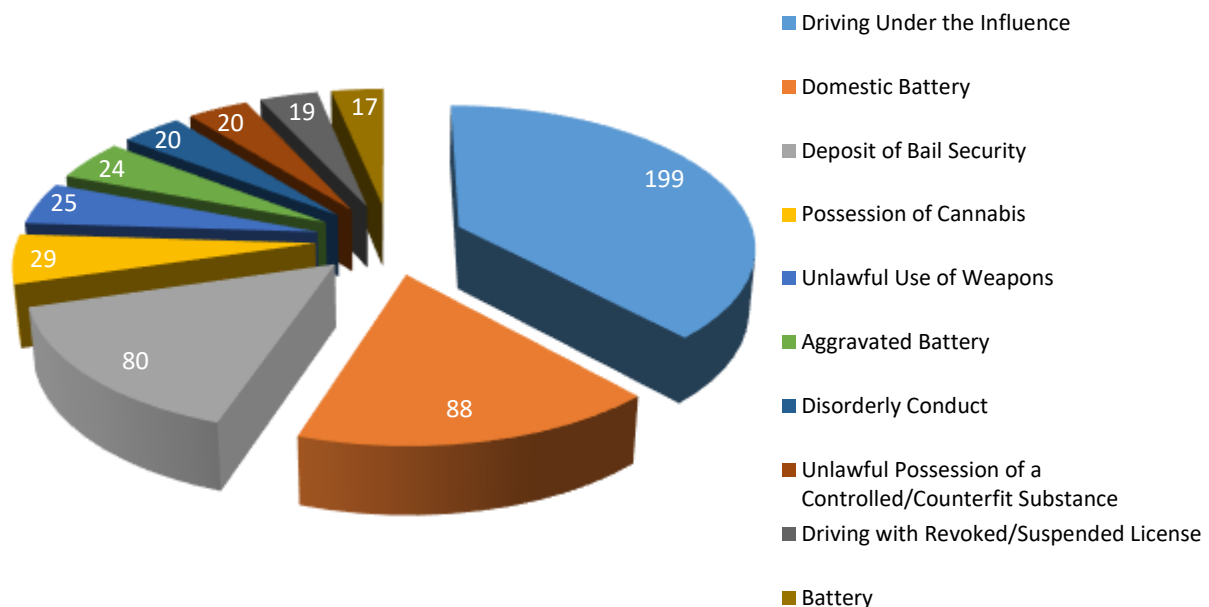
West Chicago Police Department supervisors review body worn camera footage to ensure officers correctly assign footage; officers investigate missing, lost, or damaged body worn cameras; and officers document when they review footage prior to writing an arrest report.

Shift supervisors review ten (10) random recordings a month to ensure officers use body worn cameras in compliance with West Chicago Police Department policy and procedures.

Incidents

Between January 1, 2019, and December 31, 2019, West Chicago Police Department reports three hundred seven (307) incidents leading to four hundred thirty-three (433) offenses charged. Below is a snapshot of greatest frequency of offenses charged.

Greatest Frequency of Charges



Department Overview – Will County Sheriff's Office

Will County Sheriff's Office consists of two hundred forty-five (245) officers who utilize forty-three (43) body worn cameras.

Technical Issues

Will County Sheriff's Office reports hardware/camera damage issues; problems are addressed by the manufacturer.

Review Process

Will County Sheriff's Office on-duty Sergeants review all videos for content and categorize/notate them with the appropriate facility report number.

Incidents

Between January 19, 2019, and December 30, 2019, Will County Sheriff's Office reports one (1) incident leading to one (1) offense charged, battery.

Department Overview – Woodstock Police Department

Woodstock Police Department consists of thirty-nine (39) full-time officers and one (1) community service officer who utilize forty (40) body worn cameras.

Technical Issues

Woodstock Police Department reports zero (0) technical issues.

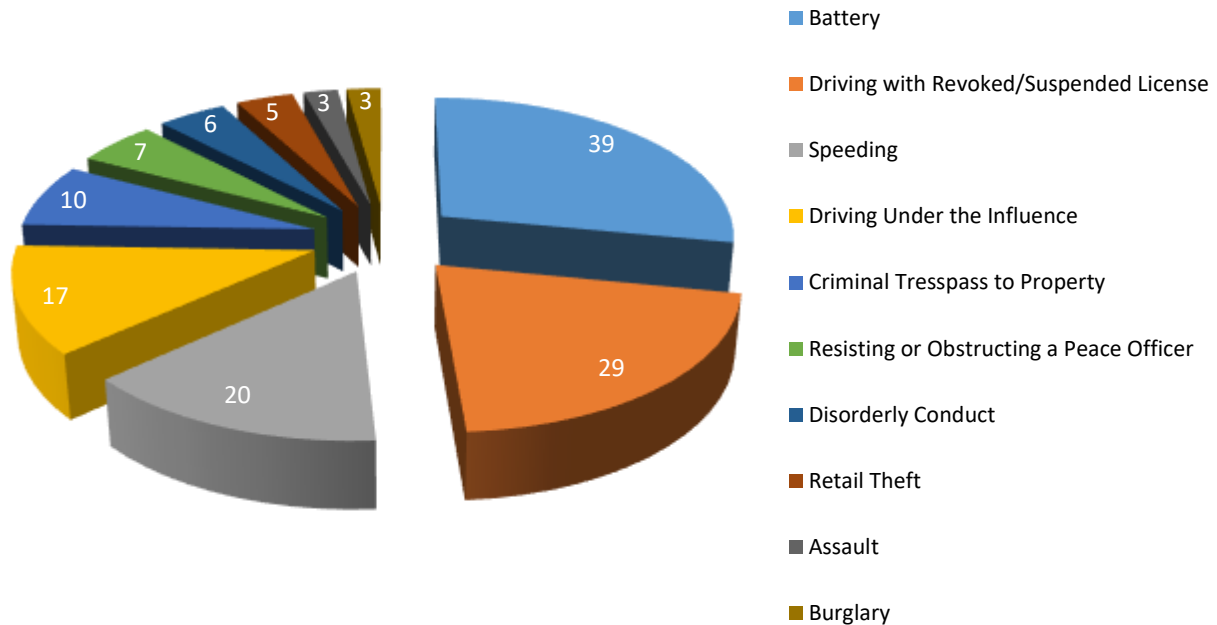
Review Process

Woodstock Police Department supervisors review body worn camera footage during use of force calls, citizen complaint review/investigations, and for officer training and evaluation purposes.

Incidents

Between May 1, 2019, and December 31, 2019, Woodstock Police Department reports one hundred sixty-seven (167) incidents leading to one hundred seventy-two (172) offenses charged. Below is a snapshot of greatest frequency of offenses charged.

Greatest Frequency of Charges



Department Overview – Zion Police Department

Zion Police Department consists of forty-eight (48) officers who utilize forty-five (45) body worn cameras.

Technical Issues

Zion Police Department reports connectivity issues with uploading, as well as charging issues; both of which result in cameras not functioning properly.

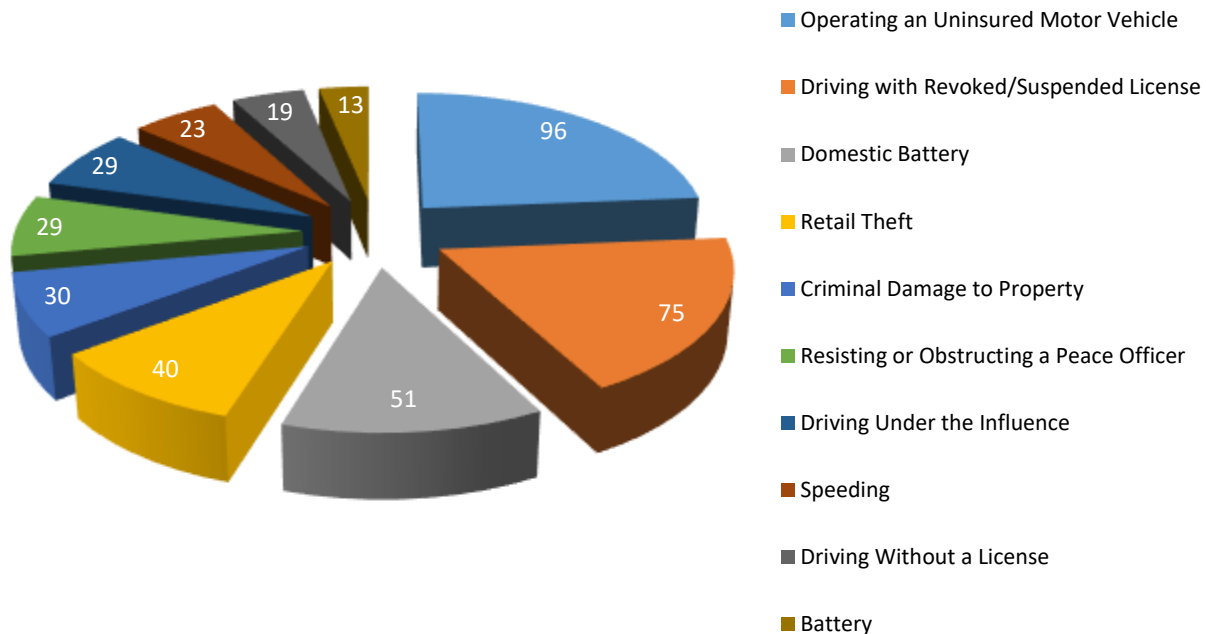
Review Process

Zion Police Department supervisors review body worn camera footage of use of force incidents, police pursuits, and complaints against officers. Supervisors forward any violation to the Chief of Police. Sergeants randomly review body worn camera footage throughout the year to ensure policy compliance and forward serious violations via the chain of command.

Incidents

Between January 1, 2019, and December 31, 2019, Zion Police Department reports six hundred thirty-seven (637) incidents leading to six hundred thirty-seven (637) offenses charged. Below is a snapshot of greatest frequency of offenses charged.

Greatest Frequency of Charges





Brent Fischer, Executive Director
Illinois Law Enforcement Training and Standards Board
4500 South Sixth Street Road
Springfield, IL 62703-6617
(217)782-4540
www.ptb.state.il.us