


ILLINOIS TAX HANDBOOK FOR LEGISLATORS

APRIL 2023

39TH EDITION



ILLINOIS GENERAL ASSEMBLY
COMMISSION ON GOVERNMENT
FORECASTING AND ACCOUNTABILITY

***Commission on Government
Forecasting and Accountability***

Co-Chairperson Senator David Koehler
Co-Chairperson Representative C.D. Davidsmeyer

Executive Director Clayton Klenke
Deputy Director Laurie Eby

SENATE

Omar Aquino
Donald DeWitte
Elgie Sims
Win Stoller
Dave Syverson

HOUSE

Sonya Harper
Elizabeth Hernandez
Martin McLaughlin
Anna Moeller
Joe Sosnowski

**Commission on Government
Forecasting & Accountability**

802 Stratton Office Building
Springfield, Illinois 62706

Phone: 217.782.5320

Fax: 217.782.3513

<http://cgfa.ilga.gov>

Illinois Tax Handbook for Legislators

39th Edition

April 2023

Prepared by
Sarah Barlow, Senior Research Analyst

Publication 557

Illinois Tax Handbook for Legislators
39th Edition
April 2023

We are pleased to present this 39th edition of the *Illinois Tax Handbook for Legislators*.

The first edition was compiled in 1985. Sarah Franklin Barlow has prepared fourteen of the last sixteen editions, including this 39th edition. Content was reviewed by Research Administrator, David R. Miller. This edition includes a more comprehensive history of revenues derived from the various taxes. A chart is included for each tax that contains a ten-year history of General Funds revenues and of All Appropriated Funds revenues collected. Also included is a graph that depicts the ten-year history of revenues collected by fund type. Amounts included in these charts and graphs were obtained from the *Illinois Comptroller's Traditional Budgetary Financial Report*.

We hope Illinois legislators and staff, and the general public, find it useful and informative.

Clayton Klenke
Executive Director

Note: Information in this publication was current as of January 2023.

Contents

Automobile Renting Occupation and Use Tax	6
Bingo Tax and License Fees	10
Cannabis Tax and License Fees	13
Charitable Games Tax and License Fees	17
Cigarette and Other Tobacco Taxes.....	20
Coin-Operated Amusement Device and Redemption Machine Tax.....	29
Corporation Franchise Taxes and Fees	31
Driver’s License and Vehicle Fees	33
Estate and Generation-Skipping Transfer Tax (Death Taxes).....	44
Health-Care Assessments.....	47
Hotel Operators’ Tax	55
Income Tax (Corporate).....	60
Income Tax (Individual)	66
Insurance Taxes and Fees	72
Liquor Taxes and Fees	75
Lottery.....	79
Motor Fuel Taxes.....	83
Personal Property Tax Replacement Taxes	89
Public Utility Taxes	93
Pull Tab and Jar Games Tax and Fees	101
Racing Taxes.....	104
Real Estate Transfer Tax.....	109
Riverboat Gambling Taxes and Fees	112
Sales and Use Taxes.....	117
Sports Wagering Tax and Fees	131
Tire User Fee.....	134
Vehicle Use Tax.....	137
Video Gaming Tax and License Fees	139

Illinois Tax Handbook for Legislators

This publication gives information on every significant Illinois state tax. Each tax is described in a separate section listing its history, rates, statutory authority, revenue collected, and disposition of proceeds. The *Tax Handbook* also notes federal taxes (if any) that apply to the same transactions; taxes on similar transactions in selected states (usually those with the highest and lowest rates); and taxes on the same items or transactions that Illinois local governments are authorized to impose.

The two largest sources of state revenue are the individual income tax and the sales tax. Figure 1 and Table 1 on pages 4 and 5 summarize state revenues in fiscal years 2021 and 2022. The state lottery, although not a tax, is also listed there because it is a significant source of general state revenue. In fiscal year 2011, the state received \$1.25 billion from selling bonds payable from future revenues from the tobacco lawsuit settlement involving Illinois and other states. The state will keep any revenues left after paying debt service and any other required expenses of the bonds. Such “residual” revenues were \$492.8 million in fiscal year 2022.

Sources of Data in This Publication

The data sources for this publication changed beginning with fiscal year 2022. Before that year, tax receipts shown in this publication were based on Table II (Analysis of Cash Receipts) in the Comptroller’s *Detailed Annual Report of Revenues and Expenditures*. They are now taken directly from the figures and categories of expenditures as calculated and reported by the Comptroller in the *Traditional Budgetary Financial Report* for “All Appropriated Funds,” some of which differ from those used previously. As a result, this and later editions of this publication should not be compared with previous editions.

When appropriate, this publication also displays revenues deposited and/or transferred into the state’s “General Funds,” which are also highlighted in the Comptroller’s *Traditional Budgetary Financial Report* and are often reported in other CGFA reports. The state’s “General Funds” include the General Revenue Fund, the Common School Fund, the General Revenue—Common School Special Account Fund, the Education Assistance Fund, the Fund for the Advancement of Education, the Commitment to Human Services Fund, and the Budget Stabilization Fund. All state revenues not otherwise restricted by law, including the income and sales taxes (which provide a majority of the state’s major revenues), are deposited into these funds to specifically fund education programs and to generally fund the rest of state government.

FY 2022 Receipts From Five Largest Taxes

Receipts from the five largest taxes to appropriated state funds were \$6.3 billion (13.7%) more in fiscal year 2022 than in fiscal year 2021. As shown in the table below, individual income tax revenues rose 10.6%; sales tax revenues 8.4%; corporate income tax revenues 53.3%; and motor fuel tax revenues 6.0%. Public utility tax revenues dropped 0.2%. The overall growth was tied to a generally strong economy during the year, influenced by one-time federal stimulus payments related to COVID-19 and the continuation of a pandemic-related shift from non-taxed services to taxable goods.

<i>Tax</i>	<i>FY 2021 (millions)</i>	<i>FY 2022 (millions)</i>	<i>% change</i>
Individual income tax	\$26,352.0	\$29,137.0	10.6%
Sales tax	11,374.0	12,332.0	8.4
Corporate income tax	4,456.0	6,833.0	53.3
Motor fuel tax	2,380.0	2,523.0	6.0
Public utility tax	1,262.0	1,260.0	-0.2
Total for five taxes	\$45,824.0	\$52,085.0	13.7%

Trends in FY 2023

In the first 6 months of fiscal year 2023 (July through December of 2022), General Funds receipts from the four largest taxes were about \$18.593 billion—up 9.0% from \$17.063 billion in the first half of fiscal year 2022. As shown in the table below, for those 6 months, individual income tax receipts rose 9.3%, corporate income tax receipts rose 23.4%, and sales tax receipts were up 3.4%; but public utility tax receipts fell 2.9%.

July through December periods:

<i>Tax</i>	<i>FY 2022 (billions)</i>	<i>FY 2023 (billions)</i>	<i>% change</i>
Individual income tax	\$9.362	\$10.230	9.3%
Sales tax	5.250	5.429	3.4
Corporate income tax	2.103	2.596	23.4
Public utility tax	0.348	0.338	-2.9
Total for four taxes	\$17.063	\$18.593	9.0%

Note: Under Public Act 100-23 (2017), starting in FY 2018 the number of funds considered to be General Funds grew from four to seven: the four original funds (General Revenue Fund, General Revenue—Common School Special Account Fund, Education Assistance Fund, and Common School Fund), plus the Fund for the Advancement of Education, the Commitment to Human Services Fund, and the Budget Stabilization Fund (15 ILCS 20/50-40). The Comptroller's office now includes all seven funds in its reports on General Funds transactions, which are the sources of the information above.

Legal Authority for Taxes

The Illinois Constitution of 1970 says that, except as otherwise provided, the General Assembly has the exclusive power to raise revenue through taxation. The Constitution authorizes the General Assembly to levy property, sales, use, franchise, privilege, income, excise, inheritance, gift, severance, and all other

kinds of taxes, subject to some restrictions. The General Assembly may classify the subjects and objects of non-property taxes, but the classes must be reasonable and the subjects and objects in each class must be taxed uniformly. Exemptions, deductions, credits, refunds, and other allowances must be reasonable.

The constitutional authorization for income taxes limits the state to one income tax on individuals and one on corporations (not counting the tax to replace the corporate personal property tax). These rates cannot be graduated. The rate imposed on corporations cannot exceed that on individuals by a ratio of more than 8 to 5.

Local taxes in Illinois fall into two categories: those specifically authorized by statute, and those that home-rule units can impose without statutory authority. Home-rule units may impose any kind of tax not prohibited by the Constitution or specifically prohibited by law. Rate limits and procedural requirements in a law authorizing a local tax do not limit home-rule units unless that law explicitly says so. The Constitution specifically prohibits home-rule units from licensing for revenue, or imposing taxes on income or occupations, unless authorized by statute.

Figure 1: Percentages of Revenue Contributed by Major State Taxes, FY 2022

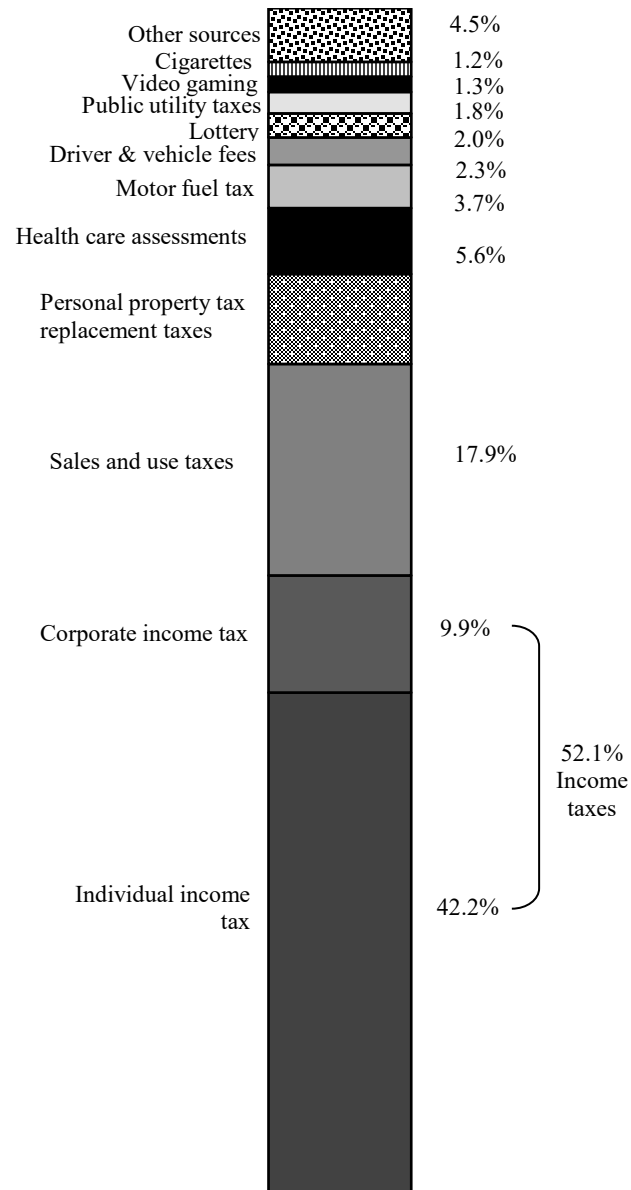


Table 1: State Receipts to All Appropriated Funds From Selected Revenue Sources, FYs 2021 & 2022

	<i>FY 2021</i>		<i>FY 2022</i>		<i>% change FY '21- FY '22</i>
	<i>Amount (millions)</i>	<i>% of total</i>	<i>Amount (millions)</i>	<i>% of total</i>	
Individual income tax	\$26,352	44.0%	\$29,137	42.2	10.6%
Sales tax ^a	11,374	19.0	12,332	17.9	8.4
Corporate income tax	4,456	7.4	6,833	9.9	53.3
Personal property tax replacement taxes	2,761	4.6	5,243	7.6	89.9
Health care assessments	3,918	6.5	3,834	5.6	-2.1
Motor fuel tax	2,380	4.0	2,523	3.7	6.0
Driver's license & motor vehicle fees	1,691	2.8	1,596	2.3	-5.6
State lottery	1,528	2.6	1,397	2.0	-8.6
Public utility tax	1,262	2.1	1,260	1.8	-0.2
Video gaming taxes & license fees	593	1.0	901	1.3	51.9
Cigarette & tobacco taxes	917	1.5	841	1.2	-8.3
Estate tax	479	0.8	642	0.9	34.0
Insurance tax & fees	625	1.0	637	0.9	1.9
Riverboat wagering taxes & fees	225	0.4	411	0.6	82.7
Cannabis tax and fees	246	0.4	348	0.5	41.5
Liquor tax	312	0.5	320	0.5	2.6
Hotel operators' tax	94	0.2	228	0.3	142.6
Corporation franchise tax & fees	332	0.6	224	0.3	-32.5
Real estate transfer tax	88	0.1	122	0.2	38.6
Sports wagering tax & fees	113	0.2	111	0.2	-1.8
Vehicle use tax	41	0.1	64	0.1	56.1
Tire user fee	17	<0.1	19	<0.1	11.8
Racing tax	7	<0.1	7	<0.1	0.0
Pull tab & jar games tax & fees	3	<0.1	3	<0.1	0.0
Coin-operated amusement tax	1	<0.1	1	<0.1	0.0
Bingo tax & fees	0 ^b	<0.1	1	<0.1	-
Charitable games tax & license fees	0 ^b	<0.1	0 ^b	<0.1	-
Totals	\$59,815	100.0%	\$69,035	100.0	15.4%

Note: < means "less than."

a. The Comptroller includes receipts from the automobile renting tax with the sales tax total, so automobile renting tax receipts are not listed separately in Table 1.

b. These amounts are each less than \$500,000.

Automobile Renting Occupation and Use Tax

The Automobile Renting Use Tax applies to the lessee of any automobile; van with capacity of 7-16 passengers; recreational vehicle; or nonpassenger vehicle of up to 8,000 pounds gross weight rating, for the privilege of using it on Illinois highways. This tax is collected by the lessor, who can be relieved of the duty of paying it by paying the Automobile Renting Occupation Tax on gross receipts from the transaction. These taxes apply only to rental agreements for periods up to 1 year, such as short-term rentals at places such as airports and motels. (Long-term lease agreements became subject to sales taxation of lease payments on January 1, 2015.) Administered by Department of Revenue. (35 ILCS 155/1 ff.)

Rate and base: 5% of automobile rental charge.

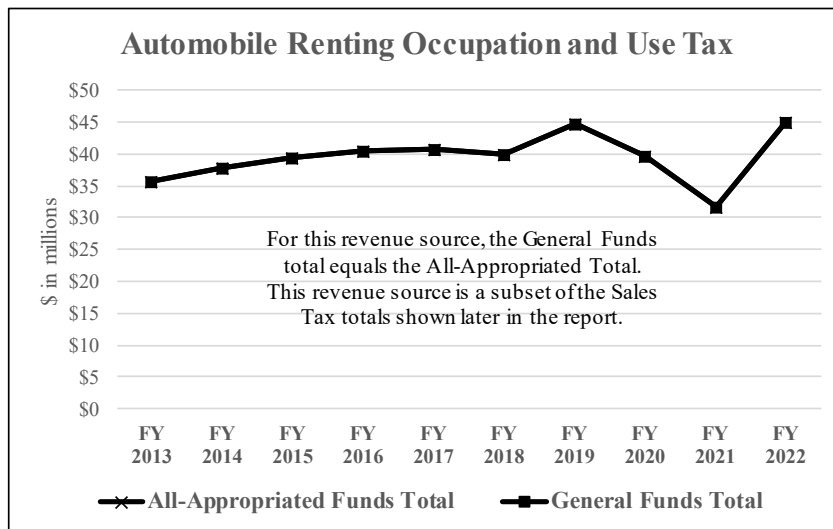
Exemptions:

1. Rentals to governmental bodies or charitable, religious, or educational organizations.
2. Rentals to nonprofit organizations created to provide recreation for persons over age 55.
3. Rentals in which the lessor retains possession of the automobile (such as limousine service).
4. Rentals of demonstrator cars by automobile dealers.

History: The state began collecting this tax at a 4% rate on January 1, 1982, and simultaneously exempted from sales tax all vehicles that were bought to be rented for periods up to 1 year. The rate rose to 5% on July 1, 1985. A tax amnesty program in fiscal year 2004, allowing taxpayers to pay outstanding tax liabilities without penalty or interest, collected only \$6,249. A fiscal year 2011 tax amnesty program brought in \$24,737.

State Revenue History of the Automobile Renting Occupation and Use Tax \$ in millions				
Fiscal Year	General Funds Total	% Change	All-Appropriated Funds Total	% Change
FY 2013	\$36	4.7%	\$36	4.7%
FY 2014	\$38	6.2%	\$38	6.2%
FY 2015	\$39	3.8%	\$39	3.8%
FY 2016	\$40	2.9%	\$40	2.9%
FY 2017	\$41	0.4%	\$41	0.4%
FY 2018	\$40	-1.7%	\$40	-1.7%
FY 2019	\$45	12.2%	\$45	12.2%
FY 2020	\$40	-11.1%	\$40	-11.1%
FY 2021	\$32	-20.2%	\$32	-20.2%
FY 2022	\$45	41.8%	\$45	41.8%

Source: Illinois Comptroller's Traditional Budgetary Financial Report.



Distribution: To the General Revenue Fund.

Other taxes on same transactions

Federal: None.

Local: Since 1982, municipalities, counties, the Metro East Mass Transit District, and the Regional Transportation Authority (RTA) have been authorized to impose occupation and use taxes on automobile rentals. (65 ILCS 5/8-11-7 and 5/8-11-8; 55 ILCS 5/5-1032 and 5/5-1033; 70 ILCS 3610/5.02; and 70 ILCS 3615/4.03.1) The Metropolitan Pier and Exposition Authority imposes a 6% tax on automobile

rentals in Cook County to finance McCormick Place expansion. (70 ILCS 210/13(d) and (e)) Chicago imposes a tax of \$2.75 per vehicle per lease transaction. (Chicago Municipal Code, sec. 3-48-030)

Similar taxes imposed by non-home-rule municipalities, counties, and the Metro East Mass Transit District cannot exceed 1% of the rental charge. Any RTA tax rate cannot exceed 1% in Cook County and 0.25% in DuPage, Kane, Lake, McHenry, and Will Counties. (Neither the RTA nor the Metro East Mass Transit District levies such a tax.) These taxes are collected by the state and transmitted to municipalities and counties. Home-rule units can impose taxes beyond these limits. Well over 400 Illinois municipalities and counties tax automobile rentals.

Comparison of states' taxes on automobile rentals

<i>State</i>	<i>Percentage</i>	<i>Per day</i>
Minnesota (up to 28 days)	14.2 ^a %	
Maryland (up to 180 days)	11.5 ^b	
Alaska (up to 90 days)	10.0	
Arkansas (less than 30 days)	10.0	
Maine (up to 1 year)	10.0	
Nevada (up to 31 days)	10.0 ^c	
Texas (up to 30 days)	10.0	
Virginia (daily rental vehicles)	10.0 ^d	
New Hampshire (up to 180 days)	8.5	
Vermont (up to 1 year)	9.0	
North Carolina (up to 1 year)	8.0 ^e	
Rhode Island (up to 30 days)	8.0	
Kentucky	6.0 ^f	
Mississippi (up to 30 days)	6.0	
New York (up to 1 year)	6.0	
Oklahoma (up to 90 days)	6.0	
Washington (up to 30 days)	5.9	
Nebraska (up to 31 days)	5.75	
Arizona (up to 180 days)	5.0	
Illinois (up to 1 year)	5.0	
Iowa (up to 60 days)	5.0	
New Mexico (up to 6 months)	5.0	+ \$2

<i>State</i>	<i>Percentage</i>	<i>Per day</i>
Wisconsin (up to 30 days)	5.0 %	
South Dakota (up to 28 days)	4.5 ^g	
Indiana (less than 30 days)	4.0	
Missouri	4.0	
Montana (up to 30 days)	4.0	
Wyoming (up to 31 days)	4.0	
Kansas (up to 28 days)	3.5	
Louisiana (up to 29 days)	3.0	
North Dakota (less than 30 days)	3.0	
Tennessee (up to 31 days)	3.0 ^h	
Utah (up to 30 days)	2.5	
Pennsylvania (up to 29 days)	2.0	+ \$2
Delaware	1.9914	
Alabama	1.5	
New Jersey (up to 28 days)	-	5
Hawaii (up to 6 months)	-	6 ⁱ
Colorado (up to 30 days)	-	2.05 ^j
Florida (up to 30 days)	-	2 ^k
Connecticut (up to 30 days)	-	1
West Virginia (daily rentals)	-	1

Notes

- a. Minnesota's rate includes a 9.2% rental tax and a 5% fee for rental car registration.
- b. Maryland imposes a tax of 23¢ per \$2 (essentially equal to 11.5%).
- c. Some counties in Nevada may impose an additional 2%.
- d. Virginia imposes a 4% tax on vehicles rented for more than 1 day.
- e. North Carolina cities and counties may levy an additional tax up to 1.5% as a substitute for property taxes (which do not apply to vehicles being offered for short-term lease).
- f. Local governments in Kentucky may impose an additional 3%.
- g. South Dakota, in addition to the 4.5% rate shown, levies a 1.5% seasonal tourism tax in June through September.
- h. Tennessee also authorizes a 2% surcharge in any county that builds an NBA arena.
- i. The charge will increase by 50¢ each January 1 through 2027.
- j. Beginning in fiscal year 2023, the state Department of Revenue annually adjusts this amount based on inflation.
- k. Members of a car-sharing service who use a car for less than 24 hours pay \$1 per use.

In addition to those states, regular sales taxes apply to short-term automobile rentals in many states (but not in Illinois; see "Sales and Use Taxes" on page 115).

Bingo Tax and License Fees

Illinois gets two forms of revenue from licensed bingo games: license fees, and the bingo game receipts tax. Administered by Department of Revenue. (230 ILCS 25/1 ff.)

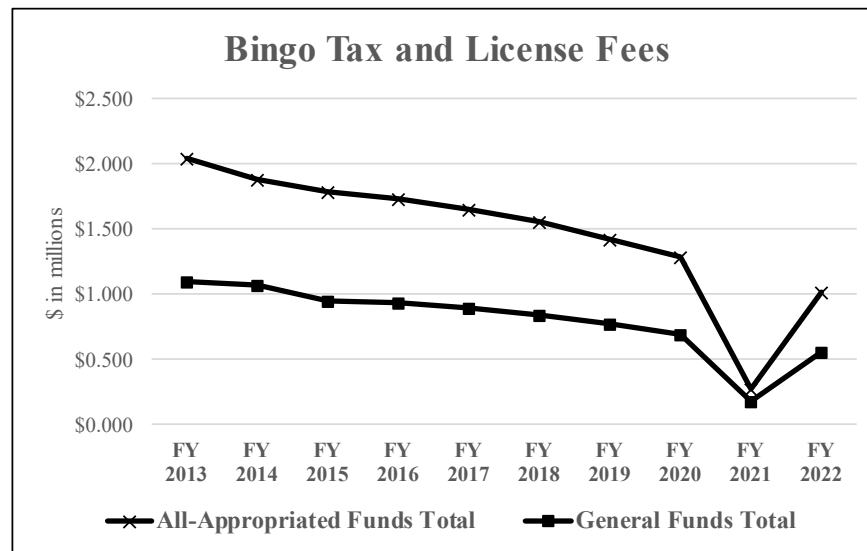
Rate and base:

1. Bingo license fees: (a) \$200 fee for an annual license (with an extension up to 1 year if authorized by the Department of Revenue) for a nonprofit religious, charitable, labor, fraternal, educational, senior citizens', youth athletic, or veterans' organization to conduct bingo on 1 day per week, with up to 25 games on that day, throughout the year. (Bingo games at the Illinois State Fair or county fairs are not subject to the limits on games per day or days per week.) (b) \$50 fee for a limited license, issued to such an organization, for bingo games at up to two events per year, for a maximum of 5 consecutive days each time. (c) \$200 fee for an annual license, or \$600 for 3 years (with an extension up to 1 year if authorized by the Department of Revenue) for anyone leasing out facilities or selling bingo equipment or supplies to licensed bingo organizations. (A municipality that leases out its facilities for bingo need not buy a \$200 license.)
2. Bingo game receipts tax: 5% of gross receipts from bingo games.

History: These taxes were enacted in 1971. The bingo game receipts tax was halved to 5% on January 1, 1979. A 2004 act authorized the sale of 3-year licenses to organizations conducting bingo, but that authority was eliminated in 2007. A tax amnesty program in fiscal year 2004 collected only \$248. A fiscal year 2011 tax amnesty program brought in only \$666.

State Revenue History of the Bingo Tax and License Fees				
<i>\$ in millions</i>				
Fiscal Year	General Funds Total	% Change	All- Appropriated Funds Total	% Change
FY 2013	\$1.092	-4.2%	\$2.040	-4.5%
FY 2014	\$1.074	-1.7%	\$1.882	-7.8%
FY 2015	\$0.954	-11.2%	\$1.781	-5.4%
FY 2016	\$0.934	-2.2%	\$1.730	-2.8%
FY 2017	\$0.889	-4.8%	\$1.647	-4.8%
FY 2018	\$0.836	-6.0%	\$1.552	-5.8%
FY 2019	\$0.773	-7.5%	\$1.427	-8.1%
FY 2020	\$0.695	-10.1%	\$1.282	-10.2%
FY 2021	\$0.176	-74.7%	\$0.272	-78.8%
FY 2022	\$0.563	220.2%	\$1.022	276.1%

Source: Illinois Comptroller's Traditional Budgetary Financial Report.



Distribution:

1. Bingo license fees: To the General Revenue Fund.
2. Bingo game receipts tax:
 - (a) 50% to the Mental Health Fund.
 - (b) 50% to the Common School Fund.

Other taxes on bingo

Federal: None.

Local: No tax is authorized by statute. Home-rule units apparently cannot collect license fees because of the restriction on licensing for revenue in the Illinois Constitution, Art. 7, subsec. 6(e). A tax on gross receipts of bingo operators likely would also be invalid under that provision, as an occupation tax.

Comparison of states' taxes

At least 25 other states separately tax bingo games, as do New York municipalities.

Alaska collects 1% of net bingo proceeds if annual gross receipts are at least \$20,000. Arizona has a tax of 2.5% on licensees with annual receipts up to \$75,000; 1.5% on those with receipts of \$75,001 to \$500,000; and 2% on those with receipts over \$500,000. Arkansas collects 0.3¢ per bingo card. Colorado collects an administrative fee of 0.5% of gross revenues if over \$5,000 (0.6% if over \$100,000). Connecticut has a tax of 5% of gross receipts minus prizes paid. Kansas has a 3% tax on gross receipts from call bingo games, plus a charge of 0.2¢ per call bingo card sold by distributors. Louisiana charges up to 5% of the value of bingo supplies, and an additional fee up to 3% of the lease or rental price of electronic bingo devices (except those using disposable bingo paper). Maryland collects 30% of net proceeds of electronic bingo machines. Mississippi taxes charitable bingo games at 0.5% to 1% based on the type of charitable organization; a separate tax of up to 2.5% of net proceeds applies to electronic bingo machines. Missouri has a tax of 0.2¢ per bingo card (which must be paid if prizes total over \$5,000 annually and \$100 on any single day). Minnesota taxes 8.5% of gross receipts minus prizes paid (except on electronic linked bingo); Iowa 6% of gross receipts; Massachusetts 5% of gross receipts; Nebraska 3% of gross receipts; Montana 1% of gross proceeds; and New Mexico 0.5% of gross receipts.

New Hampshire imposes taxes of 7% of gross receipts minus prizes paid for charitable bingo games. North Dakota collects 1% of quarterly gross receipts if the total is up to \$50,000 from nonprofit bingo games, or \$500 plus 12% of such receipts over \$50,000. In Ohio, charitable organizations that conduct instant bingo must pay an annual license fee, plus a percentage of the previous year's gross profit from instant bingo that ranges from 0.25% to 1% depending on the gross profit amount. Oklahoma charges 1¢ per bingo card or "U-PIK-EM" game set, payable by licensed distributors and sellers of equipment. South Carolina charges 4¢, 5¢, or 10¢ per dollar of face value of bingo cards, depending on the class of licensee.

Texas collects 5% of the value of prizes over \$5. Washington charges 1.5% of gross income, plus 0.13% of gross income if it is at least \$50,000 annually. Also, local governments may charge up to 5% of gross receipts minus prizes paid. Wisconsin's tax is 1% of gross receipts up to \$30,000, and 2% of gross receipts over \$30,000.

New York municipalities that allow bingo collect 3% of the net proceeds.

Cannabis Tax and License Fees

Both medical cannabis and adult-use (often called “recreational”) cannabis are authorized by Illinois law. Cultivators of both types of cannabis are taxed. In addition, retail buyers of adult-use cannabis are taxed based on the strength of the product. Administered by Department of Revenue. (410 ILCS 130/1 ff., 130/190 ff., 705/60-1 ff., and 705/65-1 ff.)

Rate and base:

Cultivators of medical cannabis under the Medical Cannabis Cultivation Privilege Tax: 7% of the sales price per ounce.

Cultivators of adult-use cannabis under the Cannabis Cultivation Privilege Tax: 7% of gross receipts from the first sale of cannabis.

Retail buyers of adult-use cannabis under the Cannabis Purchaser Excise Tax:

- cannabis with an adjusted THC (delta-9-tetrahydrocannabinol) level up to 35%: 10% of the purchase price
- cannabis with an adjusted THC level over 35%: 25% of the purchase price
- cannabis-infused products (defined as beverages, food, oils, ointments, tinctures, topical formulations, or other products containing cannabis that are not intended to be smoked): 20% of the purchase price

Sales of cannabis are subject to state sales tax, at 1% for medical cannabis and 6.25% for adult-use cannabis.

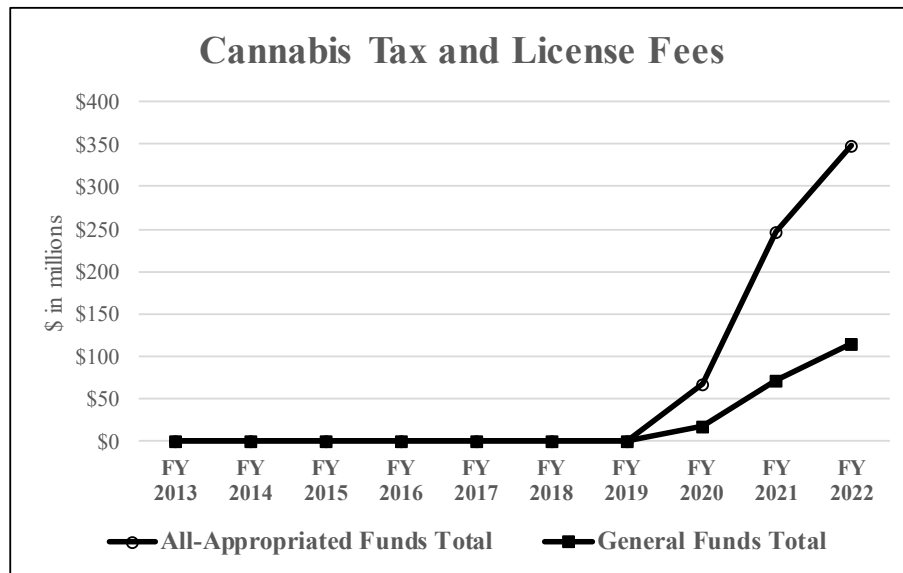
Dispensaries, cultivation centers, craft growers, infusers, and transporting organizations for adult-use cannabis must all pay licensing fees; annual renewals range from \$10,000 to \$100,000. Medical cannabis dispensaries pay a \$30,000 initial registration fee and \$25,000 for annual renewal; cultivation centers pay \$100,000 annually.

History:

A 2014 law, the Compassionate Use of Medical Cannabis Pilot Program Act, established a pilot program authorizing the sale and use of medical cannabis. The Compassionate Use of Medical Cannabis Program Act made the medical cannabis program permanent in 2019. Another 2019 law, the Cannabis Regulation and Tax Act, authorized adult-use cannabis.

State Revenue History of the Cannabis Tax and License Fees <i>\$ in millions</i>				
Fiscal Year	General Funds Total	% Change	All-Appropriated Funds Total	% Change
FY 2013	\$0	N/A	\$0	N/A
FY 2014	\$0	N/A	\$0	N/A
FY 2015	\$0	N/A	\$0	N/A
FY 2016	\$0	N/A	\$0	N/A
FY 2017	\$0	N/A	\$0	N/A
FY 2018	\$0	N/A	\$0	N/A
FY 2019	\$0	N/A	\$0	N/A
FY 2020	\$18	N/A	\$67	N/A
FY 2021	\$71	294.4%	\$246	267.2%
FY 2022	\$115	62.0%	\$348	41.5%

Source: Illinois Comptroller's Traditional Budgetary Financial Report.



Distribution:

1. From the 7% tax on cultivators of medical cannabis: Compassionate Use of Medical Cannabis Fund
 2. From taxes on adult-use cannabis and licensing fees: Cannabis Regulation Fund.
- From funds in the Cannabis Regulation Fund, state agencies responsible for administering the adult-use cannabis program receive resources to cover their administrative costs. All remaining revenues in the Fund are allocated monthly as follows:
- (a) To the Cannabis Expungement Fund, 1/12 of the fiscal year amount appropriated from that Fund for payment of costs incurred by state courts, the Attorney General, state’s attorneys, civil legal aid organizations, and the State Police to facilitate petitions for expungement of minor cannabis offenses, as adjusted by any supplemental appropriation, plus cumulative deficiencies in such transfers for prior months.

- (b) 2% to the Drug Treatment Fund to fund public education and awareness.
- (c) 8% to the Local Government Distributive Fund and allocated according to Section 2 of the State Revenue Sharing Act, to fund crime prevention programs, training, and interdiction efforts.
- (d) 25% to the Criminal Justice Information Projects Fund, for community reinvestment under the Restore, Reinvest, and Renew (R3) Program.
- (e) 20% to the Department of Human Services Community Services Fund, to address substance abuse and prevention and mental health concerns.
- (f) 10% to the Budget Stabilization Fund.
- (g) 35%, or any remaining balance, to the General Revenue Fund.

Other cannabis taxes:

Federal: Federal law prohibits the sale of cannabis.

Local: Municipalities may tax retailers of adult-use cannabis at a rate up to 3% of gross receipts, in 0.25% increments. (65 ILCS 5/8-11-23) A county may tax such retailers at rates up to 3% of gross receipts from sales in a municipality within the county, and 3.75% of sales in unincorporated areas of the county. (55 ILCS 5/5-1006.8)

Other states' taxes

Laws of at least 19 other states provide for the sale and taxation of cannabis for other than medical use: Alaska, Arizona, California, Colorado, Connecticut, Maine, Massachusetts, Michigan, Missouri, Montana, Nevada, New Jersey, New Mexico, New York, Oregon, Rhode Island, Vermont, Virginia (starting in 2024), and Washington. Cultivation centers in Alaska pay \$50 per ounce of cannabis sold or transferred to a retail store or manufacturing facility; the Alaska Department of Revenue may set lower rates for certain parts of the plant. In Colorado, cultivation centers pay 15% of the contract price on the initial sale to a retail store or manufacturer, and retail buyers pay 15% of the sale price.

The New Jersey Cannabis Regulatory Commission may require cannabis cultivators to pay, per ounce of sale to a retailer, 0.33% of the statewide average retail price of an ounce of cannabis for consumer use. The fee may be adjusted annually, with limits that rise as the average retail price of an ounce of cannabis drops, ending at a fee of \$60 per ounce when the average retail price of an ounce is less than \$200. Connecticut taxes retail sales at \$0.00625 per milligram of THC in a cannabis plant product; higher rates apply to edibles and other non-plant-based products. Connecticut also collects 3% of gross receipts for municipalities. In Nevada, each wholesale sale is taxed at 15% of fair market value, and retail sales are taxed at 10% of sales price. New York taxes retail sales at 13%; wholesale taxes are based on the amount of THC in the product.

Retail buyers pay 15% of the retail price in California (adjusted biennially), 13% in Rhode Island, 10% in Michigan, 10.75% in Massachusetts, 12% in New Mexico (13% starting July 1, 2025 and rising 1 percentage point each year to 18% in 2030), 14% in Vermont, 16% in Arizona, 17% in Oregon, 20% in Montana, and 37% in Washington. Retail sales in Virginia will start in 2024, with a 21% tax on retail sales. Maine charges a 10% sales tax on adult-use marijuana products, plus wholesale taxes ranging from 30¢ per marijuana seed to \$335 per pound of marijuana flower sold to retailers. Some of these states also collect state sales tax on cannabis.

In Missouri, a constitutional amendment approved in November 2022 legalized the sale of adult-use marijuana and placed a 6% tax on its retail price.

Medical cannabis is allowed in at least 36 states, some of which tax it. Their tax rates are often the same as or close to their general sales tax rates, and do not collect much revenue.

Charitable Games Tax and License Fees

The state gets two kinds of revenue from licensed charitable games: license fees, and the charitable games receipts tax. Charitable games covered include roulette, blackjack, poker, pull tabs, craps, bang, beat the dealer, big six, gin rummy, five-card stud poker, chuck-a-luck, keno, hold-em poker, or a merchandise wheel. No single bet at any house-banked game may exceed \$20; and a person's cash winnings may not exceed \$500 (non-cash winnings are not limited). Administered by Department of Revenue. (230 ILCS 30/1 ff.)

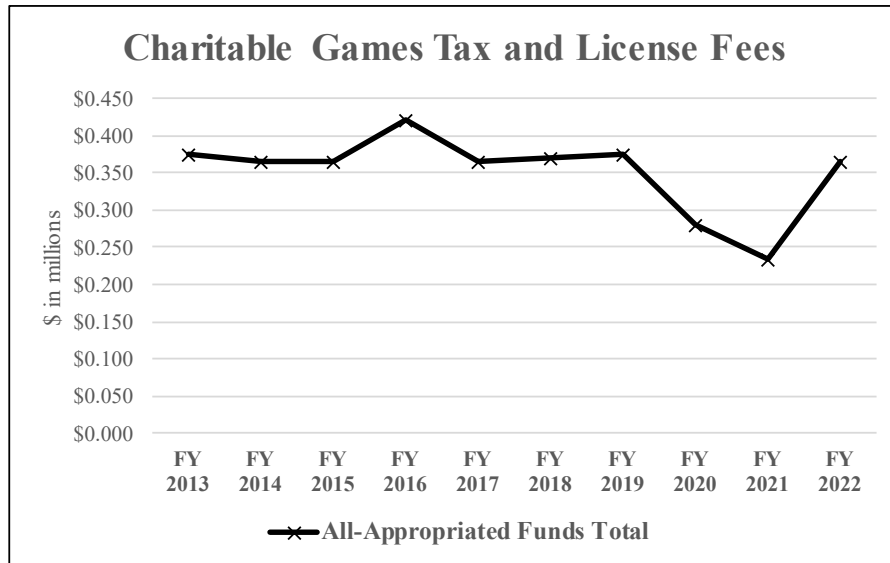
Rate and base:

1. Charitable games license fees: (a) \$400 fee for 2 years (which can be extended up to 1 year by the Department of Revenue) for a license to a nonprofit charitable, religious, fraternal, veterans', labor, or educational organization to hold up to 12 charitable games nights per year. (b) \$50 fee for 1 year or \$150 for 3 years (which can be extended by up to 1 year by the Department of Revenue) for a license issued to anyone leasing out facilities to licensed organizations holding charitable games nights (up to 12 games nights each year; up to 48 if owned by a municipality). (c) \$500 fee for 1 year or \$1,500 for 3 years (which can be extended by up to 1 year by the Department of Revenue) for a license to sell supplies or equipment for such games. (d) \$50 one-time fee for a licensee owning its equipment.
2. Charitable games receipts tax: 5% of net proceeds from charitable games nights.

History: The tax took effect September 1, 1986 at a rate of 3% of *gross* proceeds. In 2013 the rate was changed to 5% of *net* proceeds. A tax amnesty program in fiscal year 2011 collected \$139.

State Revenue History of the Charitable Games Tax and License Fees <i>\$ in millions</i>				
Fiscal Year	General Funds Total	% Change	All-Appropriated Funds Total	% Change
FY 2013	\$0.000	N/A	\$0.376	-16.5%
FY 2014	\$0.000	N/A	\$0.365	-2.9%
FY 2015	\$0.000	N/A	\$0.365	0.1%
FY 2016	\$0.000	N/A	\$0.421	15.2%
FY 2017	\$0.000	N/A	\$0.366	-12.9%
FY 2018	\$0.000	N/A	\$0.369	0.8%
FY 2019	\$0.000	N/A	\$0.376	1.8%
FY 2020	\$0.000	N/A	\$0.279	-25.7%
FY 2021	\$0.000	N/A	\$0.235	-16.0%
FY 2022	\$0.000	N/A	\$0.364	55.3%

Source: Illinois Comptroller's Traditional Budgetary Financial Report.



Distribution: To the Illinois Gaming Law Enforcement Fund.

Other taxes on charitable games

Federal: None.

Local: No tax is authorized by statute. Home-rule units probably cannot collect license fees due to the restriction on licensing for revenue in the Illinois Constitution, Art. 7, subsec. 6(e). A tax on charitable games operators’ gross receipts likely would be invalid as an occupation tax.

Counties and municipalities are authorized to license and regulate raffles of nonprofit charitable, educational, religious, fraternal, veterans’, labor, and some kinds of business organizations. Each county except Cook County must—and Cook County may—establish a system for licensing nonprofit organizations to operate “poker runs.” (230 ILCS 15/1 ff.)

Comparison of states’ taxes

At least 13 other states tax proceeds of charitable games. In Alaska, an organization applying for a license to operate a game of chance or skill must pay 1% of net proceeds from gaming in the preceding year. Colorado has a tax at a rate set by regulation—currently 3% of adjusted gross proceeds (receipts minus payments to players). Kansas collects license fees on annual gross receipts from raffles: \$25 on gross receipts from \$25,001 to \$50,000; \$50 on \$50,001 to \$75,000; \$75 on \$75,001 to \$100,000; and \$100 for gross receipts over \$100,000. Net receipts of charitable games are also taxed in New Mexico (10% for nonprofit organizations); manufacturers and distributors pay 10% of gross receipts. Gross receipts are taxed in Minnesota (8.5%), Iowa (6%, for veterans’ organizations holding card game tournaments), and Kentucky (0.628%). Minnesota also collects a combined receipts tax on gross receipts from gambling (excluding bingo, raffles, and paddlewheels) at four rates: 9% on gross receipts up to \$87,500; 18% on \$87,501 to \$122,500; 27% on \$122,501 to \$157,500; and 36% on any excess over \$157,500. Oklahoma collects a 10% tax on the price paid for all charity game equipment except bingo faces, U-PIK-EM bingo game sets, and break-open ticket games. Nebraska collects 2% of gross receipts

from each lottery with gross proceeds over \$1,000 and each raffle with gross proceeds over \$5,000. North Dakota collects quarterly taxes on all gambling conducted by nonprofit organizations at 1% of gross receipts up to \$50,000, plus \$500 and 12% of gross receipts over \$50,000. New Hampshire charges \$6 or \$15 per package of “Lucky Seven” tickets sold to charitable organizations, depending on the type of ticket. Also in New Hampshire, charitable organizations pay 3% of gross receipts (if chips sold have no monetary value), or 10% of net receipts (if chips have monetary value), minus amounts spent by the state Lottery Commission on personnel and related expenses. West Virginia charges wholesalers and distributors of charitable raffle boards and games 20% of the retail value of boards and games sold to retailers.

In New York and Washington, municipalities may impose fees of up to 5%.

Cigarette and Other Tobacco Taxes

A matching pair of taxes applies to cigarettes: the cigarette tax, and the cigarette use tax. Wholesale distributors collect the cigarette tax from retailers, who collect the use tax from customers. Retail sellers are relieved of paying the use tax if they pay the cigarette tax to distributors. Ultimately, distributors are responsible for sending the money to the state. An occupation tax on cigarette machine operators is imposed at the same rate as the cigarette tax; cigarette machine operators may recover the tax from customers through prices they charge. Little cigars are taxed at the same rate (and proceeds are distributed in the same manner) as cigarettes. Cigarette retailers also began paying an annual license fee in 2016. Administered by Department of Revenue. (Cigarette tax, 35 ILCS 130/1 ff.; cigarette use tax, 35 ILCS 135/1 ff.; cigarette machine operators' occupation tax, 35 ILCS 128/1-1 ff.; and little cigars, 35 ILCS 143/10-1 ff.)

Rate and base:

1. Tax: 14.9¢ per cigarette (\$2.98 per package of 20).
2. License fee: \$75 annually per retail location.

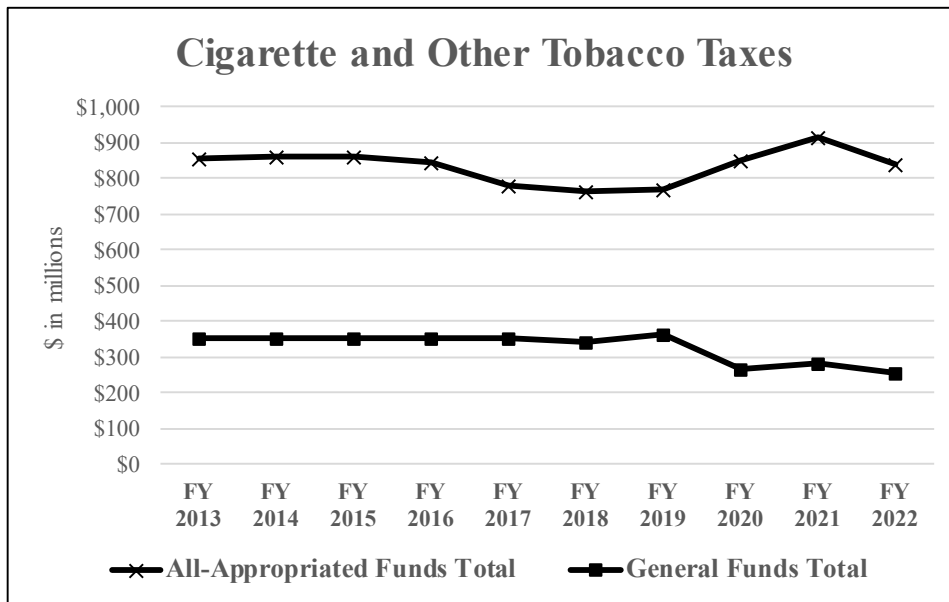
History: The cigarette tax was enacted in 1941 at a rate of 0.1¢ per cigarette (2¢ for a package of 20). The use tax was added in 1951. Rate changes since then are shown below. (The increase from 2.9¢ to 4.9¢ per cigarette took effect July 1, 2002—the start of fiscal year 2003. The increase from 4.9¢ to 9.9¢ per cigarette took effect June 24, 2012, so very little of it is reflected in FY 2012 receipts.) A tax amnesty program in fiscal year 2004 collected only \$26. An amnesty in fiscal year 2011 collected \$22,080. Starting August 1, 2012, cigarettes from machines were taxed at the same rate as other cigarettes, and cigarette machine operators were required to get an annual license for \$250. Since 2016, cigarette retailers have paid an annual license fee of \$75 per retail location.

<i>Year</i>	<i>Per cigarette</i>	<i>Per pack of 20</i>	<i>Year</i>	<i>Per cigarette</i>	<i>Per pack of 20</i>
1941	0.10¢	2¢	1985	1.0¢	\$ 0.20
1947	0.15	3	1989	1.5	0.30
1959	0.20	4	1993	2.2	0.44
1960	0.15	3	1997	2.9	0.58
1961	0.20	4	2002	4.9	0.98
1965	0.35	7	2012	9.9	1.98
1967	0.45	9	2019	14.9	2.98
1969	0.60	12			

The charts and graphs on the next pages show (1) a combined total of receipts from cigarette taxes and taxes on other tobacco products, and (2) a breakdown of receipts from those two sources.

State Revenue History of the Cigarette and Other Tobacco Taxes \$ in millions				
Fiscal Year	General Funds Total	% Change	All-Appropriated Funds Total	% Change
FY 2013	\$353	-0.3%	\$856	41.3%
FY 2014	\$353	0.0%	\$860	0.5%
FY 2015	\$353	0.0%	\$862	0.2%
FY 2016	\$353	0.0%	\$845	-2.0%
FY 2017	\$353	0.0%	\$782	-7.5%
FY 2018	\$344	-2.5%	\$764	-2.3%
FY 2019	\$361	4.9%	\$769	0.7%
FY 2020	\$267	-26.0%	\$851	10.7%
FY 2021	\$281	5.2%	\$917	7.8%
FY 2022	\$254	-9.6%	\$841	-8.3%

Source: Illinois Comptroller's Traditional Budgetary Financial Report.



State Revenue History of the Cigarette and Other Tobacco Taxes [All-Appropriated Funds] <i>\$ in millions</i>						
	Cigarette Tax	% Change	Tobacco Products Tax	% Change	Total Tax	% Change
FY 2013	\$813	40.9%	\$43	48.3%	\$856	41.3%
FY 2014	\$824	1.4%	\$36	-16.3%	\$860	0.5%
FY 2015	\$825	0.1%	\$37	2.2%	\$862	0.2%
FY 2016	\$807	-2.2%	\$38	2.2%	\$845	-2.0%
FY 2017	\$744	-7.8%	\$38	0.8%	\$782	-7.5%
FY 2018	\$726	-2.5%	\$39	1.6%	\$764	-2.3%
FY 2019	\$730	0.6%	\$39	2.3%	\$769	0.7%
FY 2020	\$795	9.0%	\$56	41.1%	\$851	10.7%
FY 2021	\$855	7.5%	\$62	11.3%	\$917	7.8%
FY 2022	\$773	-9.5%	\$68	9.1%	\$841	-8.3%

Source: Illinois Comptroller's Traditional Budgetary Financial Report.

Distribution:*Cigarette tax and cigarette use tax:*

1. 8¢ per pack of 20 (0.4¢ per cigarette) to the Common School Fund, not to exceed \$9 million per month.
2. 14¢ per pack of 20 (0.7¢ per cigarette) to the Common School Fund.
3. \$1 per pack of 20 (5¢ per cigarette) to the Healthcare Provider Relief Fund.
4. All added revenue from the 2019 increase of \$1 per pack, to the Capital Projects Fund.
5. Remainder:
 - (a) An amount that when added to the amount paid into the Common School Fund equals \$29.2 million, to the General Revenue Fund.
 - (b) Any unpaid amounts required to be paid into the General Revenue Fund for past months.
 - (c) \$5 million per month to the School Infrastructure Fund.
 - (d) Any unpaid amounts required to be paid into the School Infrastructure Fund for past months.
 - (e) Remainder, if any, to be paid into the Long-Term Care Provider Fund.

Cigarette machine operators' occupation tax and license fee: Healthcare Provider Relief Fund.

Cigarette retailer license fee: Tax Compliance and Administration Fund.

Other taxes on cigarettes

Federal: The federal tax is \$1.0066 per pack of 20 cigarettes. Large cigarettes (those weighing more than 3 pounds per 1,000) are taxed at \$2.1138 per 20 cigarettes (unless over 6½ inches long).

Local: State law authorizes a municipal cigarette tax of 1¢ per package of 20, but it cannot be imposed by municipalities for which the state already collects a municipal home-rule retailers' occupation (sales) tax. (65 ILCS 5/8-11-3) Home-rule units can collect their own taxes on cigarettes. Chicago collects \$1.18 per pack of 20, and Cook County collects \$3.00. Cook County's tax applies both in Chicago and elsewhere in the county. Combined rates are shown on the next page.

Chicago-area cigarette taxes per pack of 20

	<i>Chicago</i>	<i>Cook County suburbs</i>	<i>Rest of state</i>
City	\$1.18	-	-
County	3.00	\$3.00	-
State	2.98	2.98	\$2.98
Federal	1.0066	1.0066	1.0066
Totals	\$8.17	\$6.99	\$3.99

Comparison of states' taxes

States' taxes per pack of 20 cigarettes on January 1, 2023 were:

Connecticut	\$4.35	Montana	\$1.70
New York	4.35	Utah	1.70
Rhode Island	4.25	Ohio	1.60
Maryland	3.75	South Dakota	1.53
Minnesota	3.732 ^a	Texas	1.41
Massachusetts	3.51	Iowa	1.36
Oregon	3.33	Florida	1.339
Hawaii	3.20	Kansas	1.29
Vermont	3.08	West Virginia	1.20
Washington	3.025	Arkansas	1.15
Illinois	2.98	Kentucky	1.101 ^b
California	2.87	Louisiana	1.08
New Jersey	2.70	Indiana	0.995
Pennsylvania	2.60	Mississippi	0.68
Wisconsin	2.52	Alabama	0.675
Delaware	2.10	Nebraska	0.64
Oklahoma	2.03	Tennessee	0.6205 ^b
Alaska	2.00	Virginia	0.60
Arizona	2.00	Wyoming	0.60
Maine	2.00	Idaho	0.57
Michigan	2.00	South Carolina	0.57
New Mexico	2.00	North Carolina	0.45
Colorado	1.94	North Dakota	0.44
Nevada	1.80	Georgia	0.37
New Hampshire	1.78	Missouri	0.17

Notes

- a. Minnesota collects \$3.04 per pack, plus 69.2¢ in sales tax added to the wholesale price for a tax stamp.
b. Amounts shown for these two states include enforcement and administrative fees of 0.1¢ per pack in Kentucky and 0.05¢ per pack in Tennessee.

Other taxes on tobacco products

Illinois taxes other tobacco products, including cigars; cheroots; stogies; perique, granulated, plug-cut, crimp-cut, ready-rubbed, and other smoking tobacco; snuff or snuff flour; cavendish; plug-and-twist

tobacco; fine-cut and other chewing tobaccos; and other forms of tobacco usable for chewing or smoking in a pipe or otherwise. Little cigars are taxed at the same rate (and proceeds are distributed in the same manner) as cigarettes. Retailers of tobacco products also began paying an annual license fee in 2016. (35 ILCS 143/10-1 ff.)

Rate and base:

1. Tax: 36% of wholesale price (distributor’s cost price for the products); 15% of wholesale price for electronic cigarettes; 30¢ per ounce for moist snuff.
2. License fee: \$75 annually per retail location.

History: The tax was enacted in 1993. In January 1995 a trial court held that it violated the U.S. Constitution’s Commerce Clause because the law defined the distributor’s cost price for these products in such a way that an Illinois manufacturer might have a lower cost price (and thus a lower tax base) than a distributor of the products from out of state. In 1995 that tax was repealed and replaced with a new tax avoiding the defects in the 1993 law. The rate was reduced from 20% to 18% of the wholesale price of these tobacco products.

A trial judge then held that the 1995 law violated the single-subject requirement of the Illinois Constitution (Art. 4, subsec. 8(d)). The Department of Revenue stopped collecting the tax, and no revenue was collected in fiscal year 1999. But in July 1999 the Illinois Supreme Court reversed that decision and upheld the 1995 law. All revenues for fiscal years 1999 and afterward were held in a special account. In fiscal year 2003, a total of \$74.9 million (the amount collected since FY 1999) was deposited into the Long-Term Care Provider Fund.

On July 1, 2012 the rate rose to 36% of wholesale price, except that a separate rate of 30¢ per ounce was imposed starting January 1, 2013 for moist snuff. The tax per ounce on moist snuff may not exceed 15% of the tax on a package of 20 cigarettes. The tax on electronic cigarettes was added in 2019. A tax amnesty program in fiscal year 2011 brought in \$52,800.

Since 2016, retailers of tobacco products have paid an annual license fee of \$75 per retail location.

Distribution:

1. Tax: Divided evenly between the Long-Term Care Provider Fund and the Healthcare Provider Relief Fund.
2. License fee: Tax Compliance and Administration Fund.

Other taxes on other tobacco products

Federal:

<i>Class</i>	<i>Rate</i>
Cigars	
small (under 3 lbs. per 1,000)	\$50.33 per 1,000 cigars
large (over 3 lbs. per 1,000)	52.75% of sales price (limited to 40.26¢ per cigar)
Smokeless tobacco	
snuff	\$ 1.51 per pound
chewing tobacco	0.5033 per pound
Pipe tobacco	2.8311 per pound
Roll-your-own tobacco	24.78 per pound

Local:

Cook County's tax rates on other tobacco products are as follows:

<i>Class</i>	<i>Rate</i>
Smoking and smokeless tobacco	60¢ per ounce
Large cigars	30¢ per unit or cigar
Little cigars	5¢ per unit or cigar

Cook County taxes liquid nicotine products at 20¢ per fluid milliliter. Chicago taxes liquid nicotine products at \$1.50 per product unit, plus \$1.20 per milliliter of consumable liquid, gel, or other solution in the product.

Comparison of states' taxes

All states tax various forms of tobacco other than cigarettes. Among some 39 states that tax most tobacco products at a fixed percentage of price (as Illinois does for non-cigarette products), rates range from 5% in South Carolina to 95% in Minnesota and Washington. States' taxes on other tobacco products on January 1, 2023 are shown below.

States with uniform rates on most non-cigarette tobacco products

Key:

WP = wholesale price

MP = manufacturer's price

SP = taxable sales price

<i>State</i>	<i>Rate</i>	<i>Price to which applied</i>	<i>State</i>	<i>Rate</i>	<i>Price to which applied</i>
Minnesota ¹	95	% WP	South Dakota	35	WP
Washington ²	95	SP	Michigan	32	% WP
Utah ³	86	MP	Delaware ¹⁷	30	WP
Florida ⁴	85	WP	Nevada	30	WP
Rhode Island ⁵	80	WP	New Jersey ¹⁹	30	WP
Alaska	75	WP	New Mexico ²⁰	25	MP
New York ⁶	75	WP	Indiana ²¹	24	WP
Wisconsin ⁷	71	MP	Nebraska ²²	20	WP
Hawaii ⁸	70	WP	Virginia ²³	20	MP
Arkansas	68	MP	Wyoming ²⁴	20	WP
New Hampshire ⁹	65.03	WP	Ohio ²⁵	17	WP
Oregon ¹⁰	65	WP	Kentucky ²⁶	15	WP
California ¹¹	61.74	WP	Mississippi	15	MP
Maryland ¹⁸	53	WP	North Carolina	12.8	WP
Colorado ¹²	50	MP	West Virginia	12	WP
Connecticut ¹³	50	WP	Kansas	10	WP
Iowa ¹⁴	50	WP	Missouri	10	MP
Montana ¹⁵	50	WP	Tennessee	6.6	WP
Idaho	40	WP	South Carolina	5	MP
Illinois¹⁶	36	WP			

Notes

1. Minnesota's minimum tax on moist snuff is equal to its tax on a pack of 20 cigarettes. Its tax on cigars may not exceed \$0.50 per cigar.
2. Washington taxes little cigars as cigarettes. Other cigars are taxed at 95% of the taxable sales price, up to 65¢ per cigar. Moist snuff is taxed at \$2.105 per ounce (with a \$2.526 minimum, the tax on 1.2 ounces). E-cigarettes are taxed at 27¢ per milliliter up to 5 milliliters, and 9¢ per milliliter after that.
3. Utah taxes moist snuff and "alternative nicotine products" (such as pure or snortable nicotine or nicotine-laced foods or drinks) at \$1.83 per ounce. E-cigarettes and nontherapeutic nicotine devices (such as inhalers or nasal sprays) are taxed at 56% of the manufacturer's sales price.
4. Florida's tax applies to tobacco and snuff only. Distributors are taxed at 25% of the wholesale price for products transported into the state for sale or use there.
5. Rhode Island taxes little cigars at the same rate as cigarettes and snuff at \$1 per ounce (minimum of \$1.21 per container). Cigar tax may not exceed 50¢ per cigar.
6. New York taxes snuff at \$2 per ounce (minimum of \$2 per container), and taxes little cigars as cigarettes. E-cigarettes are taxed at 20% of the retail price.
7. Wisconsin's tax may not exceed 50¢ per cigar. Moist snuff is taxed at 100% of the manufacturer's price. E-cigarettes are taxed at 5¢ per milliliter.
8. Hawaii's rate is 50% on large cigars, and little cigars are taxed at the same rate as cigarettes.
9. New Hampshire taxes little cigars at the same rate as cigarettes. "Premium" cigars are not taxed. Electronic cigarettes are taxed at (a) 30¢ per milliliter on volume for closed cartridges, and (b) 8% of wholesale price for containers intended to be opened.
10. Oregon's rate also applies to inhalant delivery systems. Oregon taxes moist snuff at \$1.80 per ounce with a minimum of \$2.17 per retail container. The tax may not exceed \$1.00 per cigar.
11. California's rate is adjusted each July 1.
12. Colorado also taxes e-cigarettes at 50% of the manufacturer's price. That will rise to 56% on July 1, 2024, and 62% on July 1, 2027.
13. Connecticut's tax may not exceed 50¢ per cigar. Little cigars are taxed at the same rate as cigarettes. Snuff tobacco is taxed at \$3 per ounce. E-cigarettes are taxed at (1) 40¢ per milliliter for closed cartridges, and (2) 10% of wholesale price for containers intended to be opened.
14. Iowa taxes little cigars at the same rate as cigarettes, and snuff at \$1.19 per ounce. The cigar tax may not exceed 50¢ per cigar.
15. Montana taxes moist snuff at 85¢ per ounce. Little cigars are taxed at the same rate as cigarettes.
16. Illinois taxes moist snuff at 30¢ per ounce. Electronic cigarettes are taxed at 15% of wholesale price.
17. Delaware taxes moist snuff at 92¢ per ounce.
18. Maryland's rate on cigars is 15% of wholesale price for "premium" cigars and 70% of wholesale price for other cigars. Smoking tobacco is taxed at 30% of wholesale price. The tax on vaping liquid in containers up to 5 milliliters is 60% of retail price; for other electronic smoking devices, the tax is 12% of retail price.
19. New Jersey taxes moist snuff at 75¢ per ounce. Liquid nicotine is taxed at 10¢ per milliliter; except that a container of liquid nicotine sold for use in an e-cigarette is taxed at 10% of retail price.
20. New Mexico taxes little cigars at the same rate as cigarettes. E-cigarettes are taxed at (1) 50¢ per closed cartridge and (2) 12.5% of the manufacturer's price for containers intended to be opened.
21. Indiana taxes moist snuff at 40¢ per ounce. E-cigarette solutions and devices (other than closed cartridges) are taxed at 15% of gross retail price, and closed cartridges at 15% of wholesale price.
22. Nebraska taxes snuff at 44¢ per ounce.
23. Virginia taxes moist snuff at 36¢ per ounce, and loose leaf tobacco at 42¢ to \$1.40 per ounce. Roll-your-own tobacco is taxed at 10% of the manufacturer's price. Liquid nicotine products are taxed at 6.6¢ per milliliter.
24. Wyoming's rate is 20% of wholesale price or 10% of retail price. Moist snuff is taxed at 60¢ per ounce. E-cigarettes and vapor products are taxed at 15% of wholesale price.
25. Ohio taxes little cigars at 37% of wholesale price. The maximum tax on a premium cigar is 58¢. E-cigarettes are taxed at 10¢ per milliliter.
26. Kentucky taxes moist snuff at 19¢ per 1.5 ounces. E-cigarettes in an open system are taxed at 15% of wholesale price, and in a closed system at \$1.50 per cartridge.

States whose rates vary by product type

Alabama	Cigars	4-40.5¢ per 10 cigars
	Smoking tobacco/cigar wrappers	4-21+¢ per package
	Chewing tobacco	1.5¢ per ounce
	Snuff	1-8+¢ per package
Arizona	Cigars*	22.01¢-\$2.18 per 10 cigars
	Tobacco and snuff	22.3¢ per ounce
Georgia	Little cigars	2.5¢ per 10 cigars
	Other cigars	23% of WP
	Tobacco	10% of WP
	Vapor products in an open system	7% of WP
	Vapor products in a closed system	5¢ per fluid milliliter
Louisiana	Cigars*	8-20% of MP
	Tobacco and snuff	20-33% of MP
Maine	Chewing tobacco and snuff	\$2.02 per ounce
	Smoking tobacco, cigars, and e-cigarettes	43% of WP
Massachusetts†	Smokeless tobacco	210% of WP
	Smoking tobacco and cigars	40% of WP
	Electronic nicotine delivery systems	75% of WP
North Dakota	Tobacco/cigars	28% of WP
	Chewing tobacco and snuff	16-60¢ per ounce
Oklahoma	Little cigars	\$2.03 per 20 cigars
	Cigars*	36¢-\$1.20 per 10 cigars
	Tobacco and snuff	60-80% of factory list price
Pennsylvania†	Tobacco and snuff	55¢ per ounce
Texas	Cigars*	1-15¢ per 10 cigars
	Tobacco and snuff	\$1.22 per ounce
Vermont	Cigars*	\$2-4 (if WP exceeds \$2.17)
	Snuff and smokeless tobacco	\$2.57 per ounce
	Other products (including e-cigarettes)	92% of WP

Notes

* These five states' rates on cigars vary with selling price.

† Massachusetts and Pennsylvania tax little cigars at the same rate as cigarettes.

Coin-Operated Amusement Device and Redemption Machine Tax

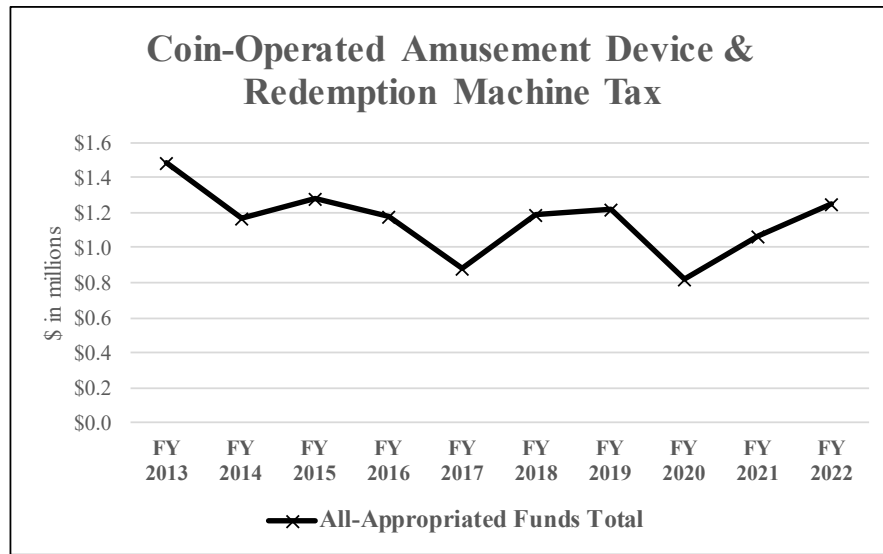
The tax is imposed on the privilege of operating coin-receiving amusement devices (video games, juke-boxes, pinball and redemption machines, and the like) using coins, tokens, chips, or similar objects. (The newer video *gambling* machines are regulated under a separate act. See “Video Gaming Tax and License Fees” on page 133.) Administered by Department of Revenue. (35 ILCS 510/1 ff.)

Rate and base: \$30 per machine per year. Licenses expire every July 31.

History: The tax was enacted in 1953 at rates of \$10 to \$50 per machine, depending on its type. In 1963 that was simplified into a privilege tax of \$10 per coin-receiving slot. In 1989 the rate was briefly changed to \$25 (then reduced to \$15) per machine. In 1992, “redemption machines” (devices involving throwing, rolling, shooting, etc., a ball into a hole or at a target to win a prize valued at no more than \$5, or seven times the cost of a single play) were legalized and added to the tax base. In 2003 the rate was doubled to \$30 per machine.

State Revenue History of the Coin-Operated Amusement Device & Redemption Machine Tax <i>\$ in millions</i>				
Fiscal Year	General Funds Total	% Change	All- Appropriated Funds Total	% Change
FY 2013	\$0.0	N/A	\$1.5	-16.3%
FY 2014	\$0.0	N/A	\$1.2	-21.3%
FY 2015	\$0.0	N/A	\$1.3	9.9%
FY 2016	\$0.0	N/A	\$1.2	-7.8%
FY 2017	\$0.0	N/A	\$0.9	-25.5%
FY 2018	\$0.0	N/A	\$1.2	35.1%
FY 2019	\$0.0	N/A	\$1.2	2.2%
FY 2020	\$0.0	N/A	\$0.8	-32.6%
FY 2021	\$0.0	N/A	\$1.1	29.5%
FY 2022	\$0.0	N/A	\$1.2	17.3%

Source: Illinois Comptroller's Traditional Budgetary Financial Report.



Distribution: To the General Revenue Fund.

Other taxes on coin-operated amusement machines

Federal: None.

Local: Illinois law permits municipalities to impose taxes or license fees on amusement devices. (65 ILCS 5/11-55-1) Counties can do so in unincorporated areas. (55 ILCS 5/5-1076)

Comparison of states' taxes

Twelve states including Illinois impose annual taxes on each coin-operated amusement device; seven states tax gross receipts from such devices; and three (Arkansas, Delaware, and Florida) do both.

<i>State</i>	<i>Rate per machine</i>	<i>State</i>	<i>Percent of gross receipts</i>
Delaware	\$75	Iowa	6 %
Oklahoma	75	West Virginia	6
Texas	60	Arizona	5.6
Idaho	35	South Dakota	4.5
Nebraska	35	Florida	4
Florida	30	Arkansas	3
Illinois	30	Delaware	0.3983 [†]
North Dakota	25		
South Carolina	25 to 2,000 (varies by machine type)*		
Georgia	25 to 125 (varies by machine type)		
Tennessee	10		
Arkansas	5		

Notes

* South Carolina's charges are twice those listed, but are payable biennially.

† In Delaware, each enterprise is allowed one exemption of \$100,000 of gross receipts per year.

In addition to taxes on gross receipts and per machine, Arkansas charges a license fee of \$500 for an operator of up to three devices, and \$1,000 for an operator of more than three. Delaware charges \$75 per year, plus \$25 for each additional branch or location. Georgia charges a license fee, for machines that do not award prizes, of \$500 for an operator of up to 5 devices; \$2,000 for 6 to 60 devices; and \$3,500 for over 60 devices. For machines that *do* award prizes, the fee is \$5,000 for any number of devices. Georgia also charges an additional license fee of \$25 per device that does not award prizes, and \$125 per device that does award prizes. In North Dakota, machine operators who do not own the premises where the machines are used must pay \$1,000 annually. In South Carolina, each operator must get a biennial license that costs \$25 to \$1,000 per year depending on machine type. Tennessee charges an annual license fee of \$500 to \$2,000 based on the number of machines. Texas charges an annual license fee of \$200 for an operator of up to 50 devices; \$400 for an operator of 51 to 200 devices; and \$500 for an operator of more than 200 devices.

Oregon has a tax on amusement devices that also applies to video lottery game terminals. It is described under “Video Gaming Tax and License Fees” beginning on page 133.

At least 8 states authorize local fees for coin-operated amusement devices. Kentucky and Louisiana allow municipalities to tax coin machines up to \$20 per machine (in Louisiana, up to \$50 for electronic pinball machines, flipper machines, and video games). In Missouri, St. Louis charges up to \$10 per machine per year. New Hampshire allows towns to set licensing fees for coin-operated amusement devices, and South Carolina allows cities and counties to do so. New York City may charge up to \$25 per machine annually. Virginia authorizes local taxes on coin-operated amusement devices, subject to a maximum of \$200 for 10 or more machines. Massachusetts sets a fee of \$20 per machine and allows cities to set fees up to \$100; and localities may also impose taxes on gross receipts of amusement device operators.

Corporation Franchise Taxes and Fees

Each corporation doing business in Illinois, whether it is domestic (incorporated in Illinois) or foreign (incorporated elsewhere), must pay an annual franchise tax. The tax also applies when a corporation starts doing business in Illinois. An “additional franchise tax” applies when a corporation changes its capital structure or engages in a merger or consolidation. Administered by Secretary of State. (805 ILCS 5/15.05 ff.)

Rate and base: Rates are based on a corporation’s paid-in capital (the total amount paid to the corporation by initial buyers of shares):

1. Initial franchise tax: 0.15% of paid-in capital.
2. Additional franchise tax: 0.15% of any increases in paid-in capital during the year.
3. Annual franchise tax: 0.1% of paid-in capital each year.

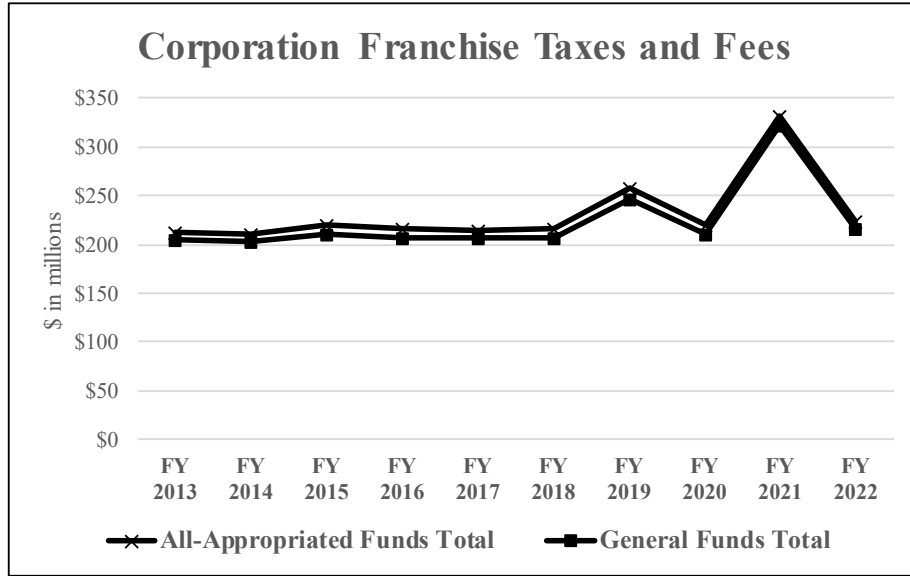
History:

1. Initial franchise tax: From 1934 through 1966 the rate was 0.05% of stated capital and paid-in surplus. In 1967 it was doubled to 0.1%, and in 1991 it rose again to 0.15%.
2. Additional franchise tax: From 1934 to 1966 the rate was 0.05% of the increase in the sum of stated capital and paid-in surplus. In 1967 it was doubled to 0.1%. In 1991 the rate rose again to 0.15%.
3. Annual franchise tax: The rate was 0.05% of stated capital and paid-in surplus from 1934 until 1983, when it was doubled to 0.1%.

A tax amnesty program from February 1, 2008 to March 15, 2008 allowed taxpayers to pay outstanding tax liabilities without penalty or interest. Collections totaled \$21,877,003. The tax was to be phased out and end after 2023, but a 2021 law repealed the phase-out.

State Revenue History of the Corporation Franchise Taxes and Fees				
<i>\$ in millions</i>				
Fiscal Year	General Funds Total	% Change	All- Appropriated Funds Total	% Change
FY 2013	\$205	6.8%	\$213	6.5%
FY 2014	\$203	-1.0%	\$211	-0.9%
FY 2015	\$211	3.9%	\$219	3.8%
FY 2016	\$207	-1.9%	\$216	-1.4%
FY 2017	\$207	0.0%	\$215	-0.5%
FY 2018	\$207	0.0%	\$216	0.5%
FY 2019	\$247	19.3%	\$257	19.0%
FY 2020	\$210	-15.0%	\$219	-14.8%
FY 2021	\$322	53.3%	\$332	51.6%
FY 2022	\$216	-32.9%	\$224	-32.5%

Source: Illinois Comptroller's Traditional Budgetary Financial Report.



Distribution:

1. 98% to the General Revenue Fund.
2. 2% to the Corporate Franchise Tax Refund Fund.

Other corporate franchise taxes

Federal: None.

Local: Local taxation of invested capital of large corporations would be impractical.

Other states' taxes

All states impose a variety of initial and annual franchise taxes on corporations based on their capital stock and paid-in surplus. Tax schedules vary considerably among states.

Driver's License and Vehicle Fees

The state imposes a wide variety of fees on operators of motor vehicles. Administered by Secretary of State. (625 ILCS 5/2-119, 5/3-801 to 5/3-834, and 5/6-118)

Rates and bases: Some fees are flat amounts per driver or vehicle; others vary by vehicles' maximum load capacity or weight.

Driver's License Fees

Original driver's license (lasts 4 years)	\$ 30
Renewal (4 years)	30
License or renewal—age 69 to 80:	5
age 81 to 86 (2 years)	2
age 87 or over	0
Original driver's license or renewal—	
age 18, 19, or 20 (lasts 3 months past age 21)	5
Instruction permit—original:	20
age 68 or below, previously licensed in Illinois but not now licensed	10
age 69 or over	5
Changing driving classification	5
Restricted driving permit	8
Monitoring device driving permit	8
Duplicate or corrected license or permit	5*
Active-duty Armed Forces member, spouse, and dependent children	0
Reinstatement fees after:	
first DUI suspension	250
later DUI suspension	500
uninsured-motorist suspension	100
suspension for illegally soliciting towing work at an accident scene	100
other suspension	70
revocation	500
summary suspension or revocation for DUI	500
Original commercial driver's license (lasts 1 year)	60
Renewal (1 year)	60
Commercial driver's license (if holder has a valid Illinois driver's license)	50
Expedited driver's license or ID card	75

Vehicle Registration Fees (annual unless otherwise noted)[†]

Passenger car (starting in 2020)	\$151 ^{Δ‡}
Electric vehicle	201 ^{Δ‡}
Autocycle	71 ^Δ
Motorcycle	41 ^Δ
Low-speed vehicle	18
Delinquent vehicle registration renewal	20
Person eligible for Benefit Access Program (formerly Circuit Breaker)	26
Antique vehicle (2 years)	13
Expanded-use antique vehicle	45
Motorcycle expanded-use antique vehicle	23
Some vehicles owned by local governments or Mutual Aid Box Alarm System (one-time fee)	8
POW plates (one car per former POW or unmarried widow(er))	0
Disabled veteran meeting stated requirements (one car)	0
Recipient of Congressional Medal of Honor (one car)	0
Duplicate plate (without sticker)	6
Duplicate plate lost with sticker	\$26

Pair of duplicate plates with sticker	\$29
Duplicate sticker	20 [◇]
Expedited vehicle registration	10

Notes

- * Duplicate fees may be waived for disaster victims for 30 days after the Governor files a disaster declaration.
- † Starting in calendar year 2021, First Division and some Second Division vehicles can be registered for 2 years for twice the 1-year fee, and trailers can be registered for up to 5 years at the same rate per year as the 1-year fee.
- △ A \$2 surcharge goes to the Park & Conservation Fund for the Department of Natural Resources’ conservation efforts, and a \$1 surcharge goes to the State Police Vehicle Fund. The passenger car fee is halved for anyone who was on active military duty outside the U.S. for at least 120 days of the preceding registration year. Beginning in 2023, an owner may register an electric vehicle “with any qualifying registration” issued under the Vehicle Code.
- ‡ Persons over 65 who qualify for the Benefit Access Program (which replaced the Circuit Breaker program) pay only \$10 to register one passenger vehicle of up to 8,000 pounds.
- ◇ Or the vehicle’s annual registration fee, if it is less.

Charges for special plates (in addition to regular fee)

Personalized plates*	\$47
Annual renewal	7
Vanity plate*	94
Annual renewal	13
Amateur radio (first issuance) plate	4
Korean Service plate	2
Annual renewal	0
Marine Corps plate	5
Annual renewal	18
Custom Vehicle or Street Rod plate	15
Annual renewal	2
Illinois Congressional Delegation Retired Member plate	15
Biennial renewal	2
Deceased Police Officer or Firefighter, Mayor/Village President, United Nations Protection Force, Universal Charitable Organization, and West Point Bicentennial plates	15
Annual renewal	2
Share the Road plates	22
Annual renewal	22
U.S. Air Force plates	20
Annual renewal	20
Alzheimer’s Awareness, Chicago and Northeast District Council of Carpenters, Chicago Police Memorial Foundation, Hospice, Illinois Fraternal Order of Police, Illinois Police Association, Illinois Police Benevolent and Protective Association, Illinois State Police Memorial Park, Knights of Columbus, Mammogram, Master Mason, Organ Donor Awareness, Ovarian Cancer Awareness, Police Memorial Committee, Prince Hall Freemasonry, Retired Law Enforcement, Rotary Club, Sheet Metal Workers’ International Association of Illinois, Stop Neuroblastoma, and United Auto Workers plates	25
Annual renewal	25
Illinois EMS Memorial Scholarship and Training and Illinois Fire Fighters Memorial plates	27
Annual renewal	17
4-H plates	40
Annual renewal	12
Agriculture in the Classroom, American Red Cross, Autism Awareness, Boy Scout,	

Girl Scout, Collegiate, Diabetes Awareness, Ducks Unlimited, Environmental, H Foundation—Committed to a Cure for Cancer, Illinois and Michigan Canal, Illinois Police K-9 Memorial, International Brotherhood of Teamsters, National Wild Turkey Federation, Pan Hellenic, Park District Youth Program, Pet Friendly, Professional Sports Teams, Illinois Public Broadcasting System Stations, Illinois Route 66, September 11, Soil and Water Conservation District, Sportsmen Series, St. Jude Children's Research Hospital, Support Our Troops, Violence Prevention, and Wildlife Prairie Park plates	\$40
Annual renewal	27
Education and Illinois Professional Golfers Association Foundation Junior Golf plates	40
Annual renewal	40
Law Enforcement Torch Run for Special Olympics and Public Safety Diver plates	45
Annual renewal	27
D.A.R.E. plates	45
Annual renewal	29
Curing Childhood Cancer plates	65
Annual renewal	52
Illinois Nurses plates	35
Annual renewal	22
Combat Action Badge, Combat Action Ribbon, Legion of Merit, and Operation Desert Shield/Desert Storm plates	0
Annual renewal	0
Charges for decals for Universal special plates (in addition to regular fee)	
International Association of Machinists and Aerospace Workers	\$35
Annual renewal	25
Local Lodge 701, International Association of Machinists and Aerospace Workers	35
Annual renewal	30
Horsemen's Council of Illinois; Illinois Department of Human Services for developmental disabilities awareness, pediatric cancer awareness, volunteerism, and Child Abuse Council of the Quad Cities; K9s for Veterans; Prostate Cancer Awareness; Roadside Monarch Habitat; Theresa Tracy Trot—Illinois CancerCare Foundation Fund; Fold of Honor; Experimental Aircraft Association for aviation enthusiast decals; Illinois Department of Public Health for health care worker decals; and Illinois Department of Agriculture for Future Farmers of America decals	25
Annual renewal	25
Illinois veterans' homes decal	26
Annual renewal	26
Motorcycles and autocycles (in addition to regular fee)	
Vanity plate	\$50
Personalized plate	25
Trailers only	
Up to 3,000 lbs.	\$ 36 to
to 40,000 lbs.	1,602
Vehicles with permanently mounted equipment (trucks with mounted facilities, cranes, etc.)	
Up to 10,000 lbs.	\$ 45 to
to 80,000 lbs.	385

Recreational vehicles

Up to 8,000 lbs. \$ 78† to
to 10,000 lbs. or more 102

Camping or travel trailers

Up to 3,000 lbs. \$18 to
to 10,000 lbs. or more 50†

Farm trucks

Up to 16,000 lbs. \$ 250 to
to 80,000 lbs. 1,590

Farm trailers

Up to 10,000 lbs. \$ 160 to
to 36,000 lbs. 750

Commercial vehicles—bus, truck, or truck trailers

Up to 8,000 lbs. \$ 151^A to
to 80,000 lbs. with 5 or more axles 2,890

Former military vehicles

Up to 26,000 lbs. \$ 100 to
to 65,000 lbs. (plus \$25 or \$75 per trailer, based on weight) 1,000

Notes

- * There is no additional charge for personalized or vanity plates in a military plate series, or for Gold Star recipient plates.
- † A person who qualifies for the Benefit Access Program (which replaced the Circuit Breaker program) pays only \$24 to register one passenger vehicle weighing up to 8,000 pounds.
- Δ For vehicles up to 8,000 pounds, the fee includes a \$1 surcharge going to the State Police Vehicle Fund and \$2 for the Park and Conservation Fund. The fees are halved for anyone who was on active military duty outside the U.S. for at least 90 days of the preceding registration year. They are waived for the year following the return of an active duty or reserve military member who served on a combat mission. Owners of vehicles meeting the statutory definition of a “covered farm vehicle” may choose to pay \$10 per year to have that designation on their license plates.

The owner of a commercial vehicle has the option of buying a license based on its annual miles traveled. A \$10 registration fee is included in the following rates determined by vehicle weight:

<i>Gross weight of vehicle and load</i>	<i>Minimum guaranteed mileage weight tax</i>	<i>Maximum mileage under guaranteed tax</i>	<i>Mileage weight tax for mileage over guaranteed mileage</i>
Bus, truck, or truck tractor			
Up to 12,000 lbs. to 80,000 lbs.	\$ 183 to 1,525	5,000 to 7,000	2.6 to 27.5¢
Trailer			
Up to 14,000 lbs. to 40,000 lbs.	\$ 85 to 860	5,000 to 7,000	3.1 to 15.0¢

History: When Illinois motor vehicle laws were codified in 1919, license fees on cars ranged from \$8 to \$25 depending on horsepower (as estimated using a formula). Fees for commercial vehicles ranged from \$12 to \$60 depending on weight. The fees rose at times, but did not change between 1967 and 1984.

A revised fee schedule took effect January 1, 1984. License fees for small cars rose from \$18 to \$36 initially, and to \$48 the next year. The fee for large cars rose from \$30 to \$48 immediately. Graduated fees on large commercial vehicles rose by as much as 66% (for semitrailers up to 40,000 pounds), and fees on recreational vehicles weighing over 10,000 pounds rose 44%.

In 1999, motor vehicle fees were again raised significantly. The annual passenger car registration fee rose from \$48 to \$78. Another 1999 law substantially raised annual registration fees on commercial vehicles.

A 2003 law raised motor vehicle license reinstatement fees. It also added several special plate types. Another 2003 law added a "commercial distribution" fee equal to 36% of total taxes imposed on commercial vehicles. (That percentage declined to 14.35% by July 2006.) A \$20 fee for delinquent registration was added in 2004.

In 2009 the annual registration fee for passenger cars, motorcycles, and commercial vehicles up to 8,000 pounds rose from \$78 to \$79. Also in 2009, the fees for a driver's license, and for registration of passenger and small commercial vehicles, were each raised by \$20. A 2012 law raised the annual registration fee for passenger cars, motorcycles, and commercial vehicles from \$99 to \$101 in 2013. Under a law to take effect in 2021, First Division and some Second Division vehicles can be registered for 2 years for twice the 1-year fee, and trailers can be registered for up to 5 years at the same rate per year as the 1-year fee.

A 2010 law eliminated special license plate fees for six plates starting in 2010: World War II Veteran, Korean War Veteran, Universal Veteran, Vietnam Veteran, Army Combat Veteran, and U.S. Army Veteran plates.

A 2011 law eliminated special fees, starting in 2012, for seven plates: Paratrooper, Iraq and Afghanistan Campaigns, U.S. Navy, Distinguished Flying Cross, Operation Iraqi Freedom, and Women Veteran plates. It also reduced the fees for Korean Service and U.S. Marine Corps plates.

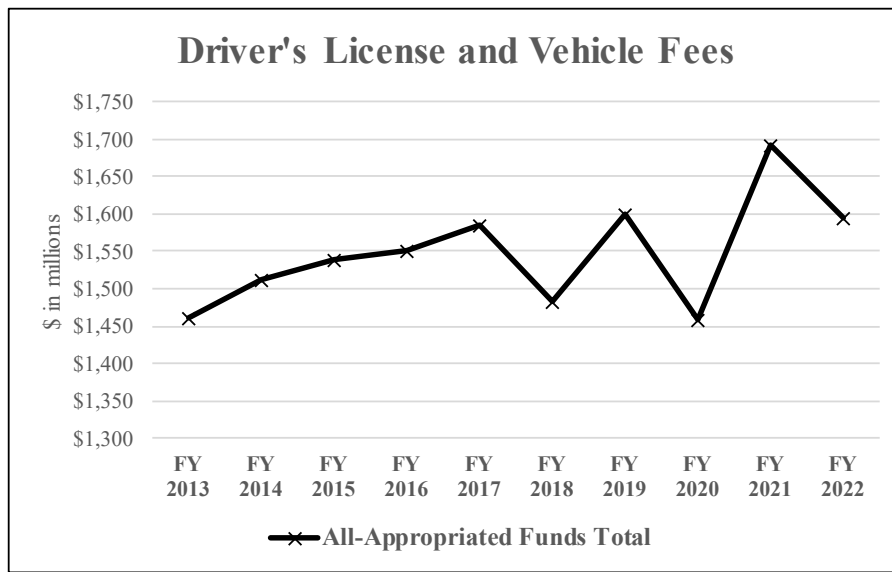
A 2015 law ended the creation of new special license plates except military plates. Instead, the Secretary of State may issue one "Universal" special license plate, and organizations authorized by law may issue decals for vehicle owners to put on their plates.

A 2019 law raised registration fees for many vehicles, raised certificate of title fees, and eliminated the former commercial distribution fee.

The original driver's license fee was \$1. A fee of \$10 for a 4-year license became law in 1983, and was raised to \$30 in 2009.

State Revenue History of the Driver's License and Vehicle Fees <i>\$ in millions</i>				
Fiscal Year	General Funds Total	% Change	All-Appropriated Funds Total	% Change
FY 2013	\$0	N/A	\$1,462	-2.4%
FY 2014	\$0	N/A	\$1,511	3.4%
FY 2015	\$0	N/A	\$1,539	1.9%
FY 2016	\$0	N/A	\$1,552	0.8%
FY 2017	\$0	N/A	\$1,585	2.1%
FY 2018	\$0	N/A	\$1,483	-6.4%
FY 2019	\$0	N/A	\$1,599	7.8%
FY 2020	\$0	N/A	\$1,458	-8.8%
FY 2021	\$0	N/A	\$1,691	16.0%
FY 2022	\$0	N/A	\$1,596	-5.6%

Source: Illinois Comptroller's Traditional Budgetary Financial Report.



Distribution:

1. \$20 from each delinquent registration fee to the General Revenue Fund.
2. Of new revenues from additional personalized plate fees:
 - (a) 50% to the Special License Plate Fund.
 - (b) 50% to the General Revenue Fund.
3. \$16 from each original driver's instruction permit, \$5 from each original driver's license, \$5 from each driver's license renewal, \$4 from each restricted driving permit, and \$4 from each monitoring device driving permit to the Drivers Education Fund.
4. All of the \$75 fee for an expedited driver's license or identification card to the Secretary of State Special Services Fund.
5. 27% of each motorcycle registration fee and the \$5 from original and renewal registrations with M or L endorsements to the Cycle Rider Safety Training Fund.

6. \$6 of each original commercial driver's license, renewal license, or learner's permit fee to the Commercial Driver's License Information System/American Association of Motor Vehicle Administrators network/National Motor Vehicle Title Information Service (CDLIS/AAMVAnet/NMVTIS) Trust Fund.
7. \$20 of the total fee for a commercial driver's license or commercial driver's learner's permit to the Motor Carrier Safety Inspection Fund.
8. To the Drunk and Drugged Driving Prevention Fund:
 - (a) \$30 of each \$250 reinstatement fee after suspension due to DUI.
 - (b) \$190 of each \$500 reinstatement fee after a repeat suspension or revocation due to DUI, or after a summary revocation due to DUI.
9. To the General Revenue Fund:
 - (a) \$190 of each \$250 reinstatement fee after suspension due to DUI.
 - (b) \$440 of each \$500 reinstatement fee for a first revocation.
 - (c) \$310 of each \$500 reinstatement fee for a later revocation.
 - (d) \$40 of each \$70 reinstatement fee for other suspensions.
10. \$30 of each \$70 reinstatement fee for other suspensions under the Family Financial Responsibility Law, to the Family Responsibility Fund.
11. All money from monitoring device driving permit administration fees after a first DUI to the Monitoring Device Driving Permit Administration Fee Fund. For repeat DUI offenses, to the Secretary of State DUI Administration Fund.
12. From each registration for passenger cars, motorcycles, and commercial vehicles up to 8,000 pounds, \$1 to the State Police Vehicle Fund.
13. From each certificate of title, and each duplicate and corrected certificate:
 - (a) \$48, to be divided between the Road Fund (\$30.24) and the State Construction Account Fund (\$17.76).
 - (b) \$30 to the Capital Projects Fund.
 - (c) \$4 to the Motor Vehicle License Plate Fund.
 - (d) \$2.60 to the Park and Conservation Fund.
 - (e) \$0.65 to the Illinois Fisheries Management Fund.
14. At least part of the fees for most special license plates go to the Secretary of State Special License Plate Fund, as described below:
 - All fees to the Special License Plate Fund: Covered Farm Vehicle, Custom Vehicle, Deceased Police Officer or Fire Fighters Memorial, Illinois Department of Human Services volunteerism decal, Mayor/Village President, Street Rod, United Nations Protection Force, Universal Charitable Organization, and West Point Bicentennial plates.
 - \$15 from initial plate, and \$2 from annual renewal to the Special License Plate Fund: 4-H, Agriculture in the Classroom, Alzheimer's Awareness, American Red Cross, Autism Awareness, Boy Scout, Girl Scout, Chicago and Northeast Illinois District Council of Carpenters, Child Abuse Council of the Quad Cities Fund (Child Abuse Council of the Quad Cities decal); Collegiate, Curing Childhood Cancer, D.A.R.E., Diabetes Awareness, Ducks Unlimited, Education, Environmental, Experimental Aircraft Association Fund (Experimental Aircraft Association for aviation enthusiast decal); H Foundation—Committed to a Cure for Cancer, Horsemen's Council of Illinois decal, Hospice, Illinois and Michigan Canal, Illinois Fire Fighters' Memorial, Illinois Fraternal Order of Police, Illinois Health Care Workers Benefit Fund (health care worker decals); Illinois Nurses, Illinois Police Benevolent and Protective Association, Illinois Police K-9 Memorial, Illinois Police Memorial, Illinois Professional Golfers Association Foundation Junior Golf, Illinois Public Broadcasting System Stations, Illinois Route 66, Illinois State Police Memorial Park, Knights of Columbus, Law Enforcement Torch

Run for Special Olympics, Lewis and Clark Bicentennial, Mammogram, Master Mason, National Wild Turkey Federation, Organ Donor Awareness, Ovarian Cancer Awareness, Pan Hellenic, Park District Youth Program, Pet Friendly, Prince Hall Freemasonry, Professional Sports Teams, Public Safety Diver, Retired Law Enforcement, Roadside Monarch Habitat decal, Rotary Club, September 11, Sheet Metal Workers' International Association of Illinois, Soil and Water Conservation District, Sportsmen, St. Jude Children's Research Hospital, Stop Neuroblastoma, Support Our Troops, U.S. Air Force, Violence Prevention, and Wildlife Prairie Park plates.

For the Illinois Congressional Delegation Retired Member plate, the \$15 initial fee goes to the Fund and the \$2 biennial renewal fee goes to the Retired Members of the Illinois Congressional Delegation Fund. For Share the Road plates, \$5 of the initial fee and \$2 of the annual renewal fee goes to the Fund.

All fees not designated by law for the Special License Plate Fund go to the special funds listed below:

- \$25 from initial plate and \$25 from annual renewal: Agriculture in the Classroom Fund (Agriculture in the Classroom plate), American Red Cross Fund (American Red Cross plate), Autism Awareness Fund (Autism Awareness plate), Boy Scout and Girl Scout Fund (Boy Scout and Girl Scout plate), Diabetes Research Checkoff Fund (Diabetes Awareness plate), Ducks Unlimited Fund (Ducks Unlimited plate), H Foundation—Committed to a Cure for Cancer (Committed to a Cure Fund), Illinois and Michigan Canal Fund (Illinois and Michigan Canal plate), Illinois Habitat Fund (Sportsmen plate), Illinois Police K-9 Memorial Fund (Illinois Police K-9 Memorial plate), Illinois Route 66 Heritage Project Fund (Illinois Route 66 plate), International Brotherhood of Teamsters Fund (International Brotherhood of Teamsters plate), National Wild Turkey Federation Fund (National Wild Turkey Federation plate), Pan Hellenic Trust Fund (Pan Hellenic plate), Park District Youth Program Fund (Park District Youth Program plate), Pet Population Control Fund (Pet Friendly plate), Professional Sports Teams Education Fund (Professional Sports Teams plate), Public Broadcasting Fund (Public Broadcasting System Stations plate), September 11 Fund (September 11 plate), Soil and Water Conservation District Fund (Soil and Water Conservation District plate), St. Jude Children's Research Fund (St. Jude Children's Research Hospital plate), State College and University Trust Fund or University Grant Fund (Collegiate plate), State Parks Fund (Environmental plate), Support Our Troops Fund (Support Our Troops plate), Violence Prevention Fund (Violence Prevention plate), and Wildlife Prairie Park Fund (Wildlife Prairie Park plate).
- \$10 from initial plate and \$23 from annual renewal: Alzheimer's Awareness Fund (Alzheimer's Awareness plate), Chicago and Northeast Illinois District Council of Carpenters Fund (Chicago and Northeast Illinois District Council of Carpenters plate), Chicago Police Memorial Foundation Fund (Chicago Police Memorial Foundation plate), Developmental Disabilities Awareness Fund (developmental disabilities awareness decal), Folds of Honor Foundation Fund (Fold of Honor decal); Fraternal Order of Police Fund (Illinois Fraternal Order of Police plate), Future Farmers of America Fund (Future Farmers of America decal), Horsemen's Council of Illinois Fund (Horsemen's Council of Illinois decal), Hospice Fund (Hospice plate), Illinois Police Association Fund (Illinois Police Association plate), Illinois Police Benevolent and Protective Association Fund (Illinois Police Benevolent and Protective Association plate), Illinois Sheriffs' Association Scholarship and Training Fund (Retired Law Enforcement plate), Illinois State Police Memorial Park Fund (Illinois State Police Memorial Park plate), Knights of Columbus Fund (Knights of Columbus plate), Mammogram Fund (Mammogram plate), Master Mason Fund (Master Mason plate and Prince Hall Freemasonry plate), Organ Donor Awareness Fund (Organ Donor Awareness plate), Ovarian Cancer Awareness Fund (Ovarian Cancer Awareness plate), Pediatric Cancer Awareness Fund (pediatric cancer awareness

decal), Police Memorial Committee Fund (Police Memorial Committee plate), Post-Traumatic Stress Disorder Awareness Fund (K9s for Veterans decal), Prostate Cancer Awareness Fund (Prostate Cancer Awareness decal), Roadside Monarch Habitat Fund (Roadside Monarch Habitat decal), Rotary Club Fund (Rotary Club plate), Sheet Metal Workers International Association of Illinois Fund (Sheet Metal Workers International Association of Illinois plate), Stop Neuroblastoma Fund (Stop Neuroblastoma plate), Theresa Tracy Trot—Illinois CancerCare Foundation Fund (Illinois CancerCare Foundation Fund decal), and United Auto Workers' Fund (United Auto Workers plate).

- \$25 from initial plate and \$38 from annual renewal: Golden Apple Scholars of Illinois Fund (Education plate) and Illinois Professional Golfers Association Foundation Junior Golf Fund (Illinois Professional Golfers Association Foundation Junior Golf plate).
- \$12 from initial plate and \$15 from annual renewal: Illinois EMS Memorial Scholarship and Training Fund (Illinois EMS Memorial Scholarship and Training plate) and Illinois Fire Fighters' Memorial Fund (Illinois Fire Fighters' Memorial plate).
- \$30 from initial plate and \$25 from annual renewal: Public Safety Diver Fund (Public Safety Diver plate) and Special Olympics Illinois Fund (Law Enforcement Torch Fund for Special Olympics plate).
- \$50 from initial plate and \$50 from annual renewal: Curing Childhood Cancer Fund (Curing Childhood Cancer plate).
- \$25 from initial plate and \$10 from annual renewal: 4-H Fund (4-H plate).
- \$20 from initial plate and \$20 from annual renewal: Illinois Nurses Foundation Fund (Illinois Nurses plate).
- \$17 from initial plate and \$20 from annual renewal: Share the Road Fund (Share the Road plate).
- \$5 from initial plate and \$18 from annual renewal: Octave Chanute Aerospace Heritage Fund (U.S. Air Force plate).
- \$20 from initial plate and \$23 from annual renewal: Guide Dogs of America Fund (International Association of Machinists and Aerospace Workers decal).
- \$10 from initial plate and \$13 from annual renewal: Guide Dogs of America Fund.
 \$10 from initial plate and \$15 from annual renewal: Mechanics Training Fund.
 (Local Lodge 701 of the International Association of Machinists and Aerospace Workers decal)

For the D.A.R.E. license plate, \$10 from initial registration and \$9 from annual renewal goes to each of the following funds: State D.A.R.E. Fund, County D.A.R.E. Fund (if the county where the applicant lives has a D.A.R.E. program; otherwise to the State D.A.R.E. Fund), and Municipal D.A.R.E. Fund (if the municipality where the applicant lives has a D.A.R.E. program; otherwise to the County D.A.R.E. Fund or State D.A.R.E. Fund).

15. \$17 from the \$30 fee for a certificate of title for an off-highway, all-terrain vehicle, or off-highway motorcycle to the Off-Highway Vehicle Trails Fund.
16. All of the \$30 fee for an expedited certificate of title, and all of the \$10 fee for an expedited vehicle registration, to the Motor Vehicle License Plate Fund.
17. All of the \$50 fee for a provisional title to the CDLIS/AAMVAnet/NMVTIS Trust Fund.

18. All money from the commercial distribution fee to the General Revenue Fund.
19. All other money from certificates of title and filing of security interests to the General Revenue Fund.
20. All revenue from driver’s license and registration fee increases that took effect in the 2010 registration year to the Capital Projects Fund.
21. From the registration fee increases under P.A. 101-32 (2019), \$1 to the Secretary of State Special Services Fund and \$49 to the Road Fund.
22. All other revenue from additional fees under P.A. 101-32, and the \$5 increase in the certificate of title fee under P.A. 102-353, to the Road Fund.
23. All other money received by the Secretary of State from driver’s license and motor vehicle registration fees to the Road Fund (63%) and the State Construction Account Fund (37%).

All fees for the Marine Corps plate go to the Marine Corps Scholarship Fund; all fees for the Korean Service plate go to the Korean War Memorial Construction Fund. All fees for Illinois veterans’ homes decals go to the Illinois Veterans’ Homes Fund.

Other vehicle taxes

Federal: A federal tax applies only to trucks (including trailers) weighing over 55,000 lbs., at the following rates:

<i>Taxable gross weight</i>	<i>Tax rate</i>
55,000 to 75,000 lbs.	\$100 + \$22 per 1,000 lbs. over 55,000
Over 75,000 lbs.	\$550

Local: State law allows any municipality to tax motor vehicles owned by its residents at rates set by its governing body. (65 ILCS 5/8-11-4) Home-rule units can tax motor vehicles that are registered in their jurisdictions, as some do.

Comparison of states’ taxes

Driver’s license fees range from \$25 in Arizona for a license that does not expire until the holder reaches age 65 to \$51 for 4 years (\$12.75 per year) in Vermont. The following 21 states each charge a flat fee for vehicle registration:

<i>State</i>	<i>Fee</i>	<i>State</i>	<i>Fee</i>
Illinois	\$151	Nevada	33 ^c
Wisconsin	85	Ohio	\$31.00 ^b
Vermont	76	Massachusetts	30 ^{a, d}
Connecticut	53.33	Wyoming	30 ^e
West Virginia	51.50	Tennessee	29 ^f
Alaska	50 ^a	Alabama	23
Delaware	40	Kentucky	21
Pennsylvania	39	Georgia	20
North Carolina	38.75	South Carolina	20 ^g
Maine	35	Mississippi	12.75 ^h
		Arizona	8 ⁱ

Notes

- a. The official charge is twice the amount listed in the table, but is imposed biennially.
- b. Ohio localities also charge vehicle taxes.
- c. Nevada charges \$33 for the first four vehicles, plus a tax based on the vehicle's original manufacturer's suggested retail price. After that, the fee declines to \$8 for the 9th and each additional vehicle registered.
- d. Massachusetts also charges an excise tax based on the value of the vehicle.
- e. Wyoming also charges a fee for counties based on factory price.
- f. Tennessee counties may also levy a wheel tax.
- g. South Carolina's charge is only \$18 per year of registration if 65 or older, or disabled (\$19 if 64 years old when registering). Vehicle personal property tax must also be paid upon registration renewal.
- h. Mississippi also charges a \$15 privilege tax, and an *ad valorem* tax based on a vehicle's assessed value.
- i. Arizona also charges a vehicle license tax, based on a vehicle's assessed value.

Nine states base registration fees on vehicle weight: Arkansas (\$19.50-\$32.50), Florida (\$225 initial registration, then \$14.50-\$32.50), Kansas (\$39-\$49), Maryland (\$67.50-\$93.50), New Hampshire (\$31.20-\$55.20), New York (\$13-\$70), Rhode Island (\$45-\$987+), Texas (\$50.75-\$54+), and Virginia (\$30.75-\$44.75, or \$116.49 for an electric vehicle). Two states charge flat registration fees plus additional weight taxes: Hawaii (\$46 plus 1.75¢-2.25¢ per pound) and Washington (\$43.25 plus \$25-\$72 based on weight). Five states base registration fees on both the age and weight of the vehicle: New Jersey (\$35.50-\$84), New Mexico (\$27-\$62), North Dakota (\$73-\$274), South Dakota (\$25.20-\$144), and Utah (\$44-\$69.50, plus \$10-\$150 based on vehicle age). Iowa's registration fee is based on a percentage of value as determined by the Department of Motor Vehicles, plus 40¢ per 100 pounds of vehicle weight. Nebraska charges \$15 plus fees based on the vehicle's value, weight, use, and retail price. Minnesota charges \$10 plus 1.285% of the vehicle's retail price. Colorado charges a license fee based on the vehicle's age and weight (a flat fee plus 20¢-60¢ per 100 pounds over stated weights), plus an "ownership tax" based on the vehicle's taxable value (75% of price for a passenger vehicle) multiplied by a percentage based on the vehicle's age (0.45% to 2.1%).

California registration fees start at \$65, plus additional fees based on the type of vehicle, vehicle value, date purchased, and city or county of residence. Registration fees are based on vehicle age in Montana (\$28-\$217) and Oklahoma (\$26-\$96). Idaho charges \$45 to \$69 based on vehicle age and county of residence. Louisiana's biennial fee ranges from \$20 to \$82, based on a percentage of value. Indiana charges \$21.35 plus an excise tax based on the vehicle's value and age, ranging from \$12 to \$532. Missouri's fee is \$18.25 to \$51.25 based on legal horsepower (as calculated from engine size using a formula). Michigan registration fees range from \$36 to \$178 or more based on age and either list price or weight. Oregon charges \$63 to \$78 based on vehicle age and fuel economy (\$316 for an electric vehicle), plus additional fees if the vehicle is kept in specified counties.

Graduated fees for commercial vehicles vary considerably by state.

The fees described above are basic registration fees. Many states impose additional surcharges or taxes.

Estate and Generation-Skipping Transfer Tax (Death Taxes)

The Illinois estate tax is imposed on a decedent's estate before distribution to heirs. The amount of the tax is calculated after allowable deductions. Until 2003, the amount of this tax was equal to the "state tax credit" allowed by the Internal Revenue Code against each estate's federal estate tax liability, if any. An estate too small to have federal estate tax liability also had no Illinois estate tax liability. But a 2001 federal law phased out the federal credit over 4 years, which would have effectively ended Illinois' estate tax by 2005. In 2003 the General Assembly responded by "decoupling" the Illinois estate tax from the federal tax—making it (in 2003-2009 only) what it would have been if the 2001 federal change had not taken place. In lieu of the former credit for state death taxes, the Internal Revenue Code now allows any state death tax on an estate to be deducted from the estate before federal estate tax is applied to it (which is similar to the deduction of state income taxes paid in calculating federal taxable income).

The General Assembly did follow Congress in one respect, by allowing the threshold at which an estate becomes subject to the Illinois estate tax (formerly \$1 million) to rise to \$1.5 million in 2004 and 2005, and \$2 million in 2006-2008. The amount free of federal estate tax was \$3.5 million in 2009, with a 45% rate applying to anything beyond that level; but the threshold amount for Illinois estate tax stayed at \$2 million (subject to a reduction in the adjusted taxable estate for any "qualified terminable interest property" as defined in the Internal Revenue Code). For persons dying in 2010 to 2012, the amount free of federal estate tax was \$5 million (adjusted for inflation in 2012), with a 35% rate applying to anything beyond that level. For persons dying in 2013, the amount free of federal estate tax was \$5.25 million; in 2014 it was \$5.34 million; in 2015 it was \$5.43 million; in 2016 it was \$5.45 million; in 2017 it was \$5.49 million; in 2018 it more than doubled to \$11.18 million; in 2019 it was \$11.4 million; in 2020 it was \$11.58 million; in 2021 it was \$11.7 million; and in 2022 it was \$12.06 million. In 2023, \$12.92 million is free of federal estate tax, with anything beyond that subject to a 40% rate. The exclusion will be adjusted for inflation each year until 2026, when it is scheduled to revert to the 2017 level. No Illinois estate tax applied in 2010. In 2011, the threshold amount for Illinois estate tax was \$2 million, rising in 2012 to \$3.5 million. Since 2013 it has been \$4 million.

Both the federal estate tax and the Illinois estate tax exempt property left to a decedent's surviving spouse—including the decedent's interest in any property that was jointly owned by both spouses. Only the amount of an estate that passes to persons other than the surviving spouse is taxed.

The federal estate tax was repealed as scheduled at the end of 2009. But a December 2010 federal law imposed new rates, retroactive to the beginning of 2010. As noted above, the first \$12.92 million of an estate is free of federal tax, with amounts beyond that taxed at 40%.

Since the federal estate tax ceased to exist for most of 2010 (the federal law reinstating it retroactively to the start of that year was not enacted until December 2010), and the Illinois estate tax was based on the (then nonexistent) federal credit, no Illinois estate tax applied to estates of persons dying in 2010. The Illinois estate tax was scheduled to reappear in 2011 and equal the "state tax credit" allowed by the Internal Revenue Code against each estate's federal tax liability. But the 2010 federal law extended the elimination of that state tax credit through 2012, so there would have been no Illinois estate tax until 2013. However, a January 2011 Illinois law made the Illinois estate tax equal to the "state tax credit" allowed by the Internal Revenue Code before enactment of the 2001 law phasing it out, so Illinois estate tax has applied again starting in 2011.

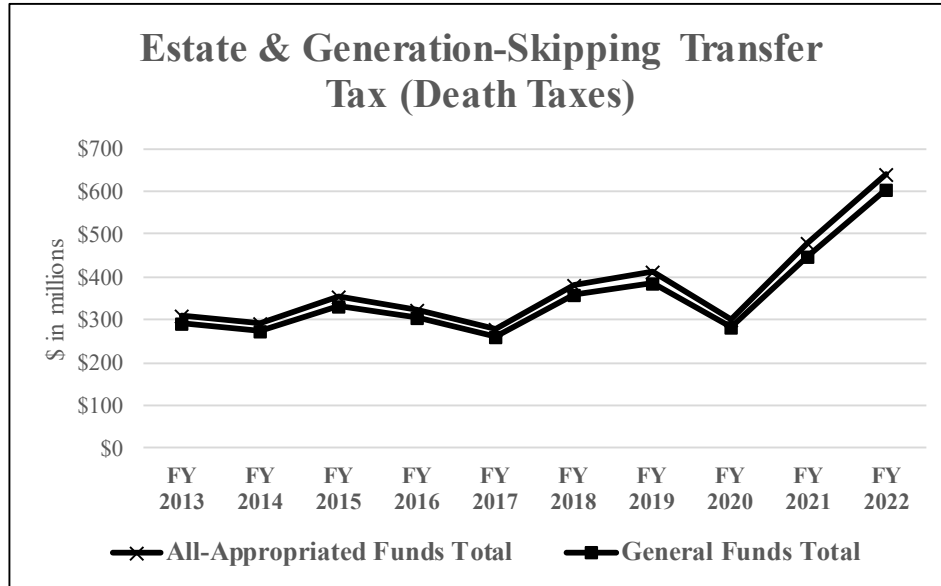
The Illinois generation-skipping transfer tax applies to bequests in which the transferor is at least two generations removed from the transferee (typically the transferor's grandchildren). It is not often levied, because the federal generation-skipping tax does not apply to the first \$12.92 million of such transfers, and the Illinois generation-skipping tax does not apply to the first \$4 million. Like the federal estate tax, the federal generation-skipping transfer tax was applied retroactively to 2010; but its rate for 2010 was set at 0%, so there was effectively no federal generation-skipping transfer tax in 2010. Starting in 2011, the rate is equal to the highest estate tax rate in effect for the year (35% in 2011 and 2012, and 40% in 2013 and beyond). Administered by Attorney General and State Treasurer. (35 ILCS 405/1 ff.; see also 26 U.S. Code secs. 2001, 2010, 2058, 2602, 2604, 2631, and 2641)

History: From 1949 until 1983, Illinois imposed two taxes at death—an inheritance tax and an estate tax. The inheritance tax was abolished for persons dying after 1983.

Illinois imposed an estate tax based on the federal estate tax beginning in 1949. It was initially set at 80% of the federal estate tax, minus state inheritance tax due. A 1955 amendatory act set the amount of the estate tax at the maximum credit against estate taxes allowed by the federal government for state death taxes (minus any inheritance tax due to the state—which since 1983 has been zero). Congress enacted a 4-year phaseout of the federal credit for state death taxes starting in 2002, reducing Illinois collections in calendar years 2002 and 2003. A 2003 Illinois law caused the rates of Illinois estate tax to revert to their pre-phaseout levels.

State Revenue History of the Estate & Generation-Skipping Transfer Tax (Death Taxes) <i>\$ in millions</i>				
Fiscal Year	General Funds Total	% Change	All- Appropriated Funds Total	% Change
FY 2013	\$293	24.7%	\$309	31.5%
FY 2014	\$276	-5.8%	\$294	-4.9%
FY 2015	\$333	20.7%	\$355	20.7%
FY 2016	\$306	-8.1%	\$325	-8.5%
FY 2017	\$261	-14.7%	\$278	-14.5%
FY 2018	\$358	37.2%	\$381	37.1%
FY 2019	\$388	8.4%	\$413	8.4%
FY 2020	\$283	-27.1%	\$301	-27.1%
FY 2021	\$450	59.0%	\$479	59.1%
FY 2022	\$603	34.0%	\$642	34.0%

Source: Illinois Comptroller's Traditional Budgetary Financial Report.



Distribution:

1. 94% to the General Revenue Fund.
2. 6% to the Estate Tax Refund Fund for refunding estate tax overpayments.

Other taxes on estates

Local: None are authorized by statute. Home-rule units likely could impose inheritance taxes, but such taxes might be avoided by moving outside the unit imposing them before death.

Other states' taxes

Eleven other states still have estate taxes:

- | | | |
|---------------|--------------|------------|
| Connecticut | Minnesota | Washington |
| Hawaii | New York | |
| Maine | Oregon | |
| Maryland† | Rhode Island | |
| Massachusetts | Vermont | |

Six states impose their own inheritance taxes:

- | | |
|------------|--------------|
| Iowa* | Pennsylvania |
| Kentucky | |
| Maryland† | |
| Nebraska | |
| New Jersey | |

* Iowa's inheritance tax is scheduled to end after 2024.

† Maryland imposes both an estate tax *and* an inheritance tax.

Connecticut also imposes its own gift tax in addition to estate tax.

Health-Care Assessments

Assessments are collected from medical providers to help fund Illinois' participation in the state's Medical Assistance (Medicaid) program by helping the state qualify for the maximum amount of federal matching funds. The pool of federal plus state money so obtained goes to medical providers to treat patients. The kinds of providers that receive those payments (and pay these assessments) are hospitals, nursing homes, facilities for the developmentally disabled, and managed care organizations. (210 ILCS 85/1 ff. and 305 ILCS 5/5A-1 ff., 5/5B-1 ff., 5/5C-1 ff., 5/5E-1 ff., 5/5G-5 ff., 5/5H-1 ff., and 5/15-1 ff.)

Rates and bases:

1. Hospital provider assessment: \$221.50 per non-Medicare bed-day, and 1.525% of gross outpatient revenue for outpatient services, for July 1, 2020 through the end of 2026.
2. Hospital license fee: \$55 per bed annually.
3. Developmentally disabled care provider assessment: 6% of the provider's adjusted gross developmentally disabled care revenue in the preceding fiscal year (or the maximum allowed under federal regulations, whichever is less).
4. County hospital provider assessment (applies only to Cook County Hospital): an amount equal to the difference between total payments made from the County Provider Trust Fund to county hospital providers and the total federal financial participation monies received by the Fund.
5. Long-term care provider assessment: Amounts ranging from \$10.67 to \$22.40 per occupied bed-day (except Medicare bed-days), based on the number of paid Medicaid resident days per year. Non-profit facilities with no Medicaid-certified beds, and nursing facilities owned and operated by a county government, pay \$7 per occupied bed day.
6. Supportive living facility assessment: \$2.30 per care day (days in which each apartment unit was occupied), plus a certification fee of \$100 per year per facility.
7. Managed care organization assessment: \$1.20 to \$60.20 per member month, based on the number of member months in 2018, for FYs 2020 through 2025.

History: The original assessments became law in July 1991 and have changed frequently since.

1. Hospital services assessment: Initially this was equal to the positive difference between a hospital's anticipated annualized spending and its total Medicaid base-year spending. This was replaced by hospital provider assessment fees that declined over time from 2.5% in July 1992 to 1.25% (adjusted for cigarette tax contributions and changes in statewide hospital revenues) from July 1995 until July 1996, when the formula was changed again. Collection of these fees ceased in April 1997.

A 2004 act imposed a hospital services assessment of \$84.19 per occupied bed-day for fiscal years 2004 and 2005, beginning February 3, 2004.

A 2005 act imposed a hospital services assessment of 2.5835% of each provider's adjusted gross hospital revenue for inpatient and outpatient services in fiscal years 2006 through 2008, beginning August 1, 2005. This assessment is not reflected in the fiscal year 2006 revenue collections reported below; the fiscal year 2008 collections reflect 2 years' assessments.

An act effective August 19, 2008 imposed a hospital services assessment of \$218.38 per occupied hospital bed-day, except Medicare bed-days, for fiscal years 2009 through 2014. A 2012 act extended that assessment to December 31, 2014, and added an assessment equal to 0.8766% of outpatient gross revenue from July 1, 2012 through December 31, 2014. A 2013 act retroactively started the additional assessment on June 10, 2012. A 2014 act extended both assessments through fiscal year

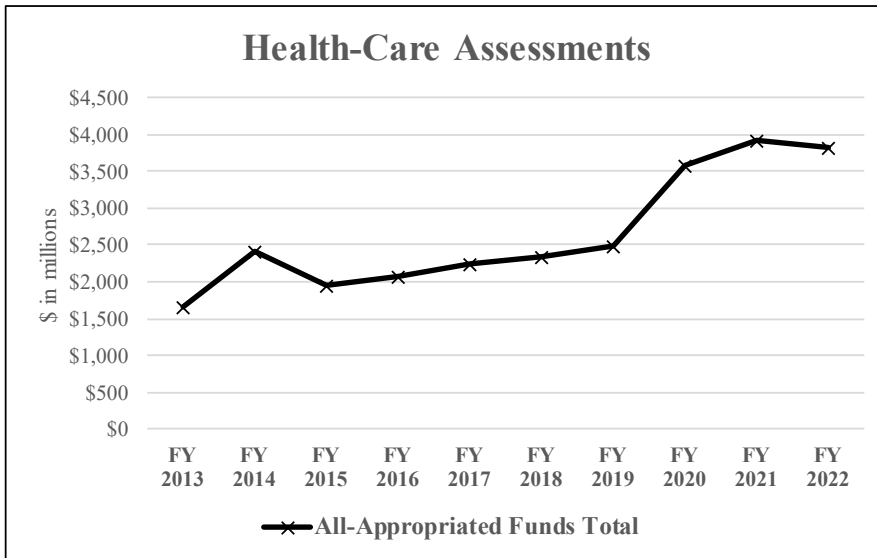
2018 and required them to be increased as needed to fund state Medicaid, TANF, and AABD payments. A 2015 act required both assessments to be increased enough from April through June 2015 to collect a total of \$27 million during that period. A 2016 act required additional amounts to be collected to help cover the state's share of the cost of some Patient Protection and Affordable Care Act recipients, once that cost is no longer fully paid by the federal government.

A 2018 act imposed hospital services assessments of \$197.19 per non-Medicare bed-day and 1.358% of gross outpatient revenue for outpatient services, for fiscal years 2019 and 2020. For FY 2020, the act required those amounts to be increased enough to collect an additional \$6.25 million each, and for fiscal years 2021 through 2024, to be adjusted to collect the same total amount as in 2020. A 2020 act changed the assessment for July 1, 2020 through the end of 2022 to equal \$221.50 per non-Medicare bed-day, plus 1.525% of gross outpatient revenue. A 2022 act extended those assessments through 2026.

2. Hospital license fee: Established June 30, 2014 at \$55 per bed annually (or less if the Illinois Department of Public Health determines that the amount is too high to comply with federal limits).
3. Long-term care assessment (nursing homes): 15% of each facility's gross receipts for services provided in the last state fiscal year. This was replaced by a long-term care provider assessment fee from July 8, 1992 through June 30, 1993. This fee was abolished July 1, 1993 and replaced by the Nursing Home License Fee. A new long-term care provider assessment took effect July 1, 2011. Beginning July 1, 2013, the assessment and license fees were extended to long-term care facilities for persons under age 22 that serve "clinically complex" residents. A 2022 law established new rate tiers based on each facility's number of paid Medicaid resident days per year. It also ended the Nursing Home License Fee.
4. Developmentally disabled assessment: Initially, this was equal to 15% of a facility's gross receipts for services provided in the preceding state fiscal year. This was replaced by a developmentally disabled care provider assessment fee of 13% from July 1, 1992 through June 30, 1993. The current assessment took effect July 1, 1993.
5. County hospital services assessment (on Cook County Hospital): An amount equal to 60% of the difference between total payments to Cook County Hospital from federal Medicaid assistance funds and \$78 million. That percentage was 63% from July 8, 1992 through July 13, 1993. Beginning July 14, 1993, the assessment was 71.7% of the difference between total payments to Cook County Hospital from federal Medicaid assistance funds and \$108.8 million, not to exceed the state's net payments to the county for hospital services after federal reimbursement. The current assessment took effect August 19, 2008.
6. Supportive living facility assessment: Beginning July 1, 2014, \$2.30 per care day (days in which each apartment unit was occupied), plus a certification fee of \$100 per year per facility.
7. Managed care organization assessment: In FYs 2020 through 2025, \$1.20 to \$60.20 per member month, depending on the number of member months the HMO had in 2018.

State Revenue History of the Health-Care Assessments <i>\$ in millions</i>				
Fiscal Year	General Funds Total	% Change	All-Appropriated Funds Total	% Change
FY 2013	\$0	N/A	\$1,656	-1.3%
FY 2014	\$0	N/A	\$2,413	45.7%
FY 2015	\$0	N/A	\$1,961	-18.7%
FY 2016	\$0	N/A	\$2,080	6.1%
FY 2017	\$0	N/A	\$2,238	7.6%
FY 2018	\$0	N/A	\$2,343	4.7%
FY 2019	\$0	N/A	\$2,496	6.5%
FY 2020	\$0	N/A	\$3,590	43.8%
FY 2021	\$0	N/A	\$3,918	9.1%
FY 2022	\$0	N/A	\$3,834	-2.1%

Source: Illinois Comptroller's Traditional Budgetary Financial Report.



Distribution:

1. Hospital services assessment fee: Hospital Provider Fund.
 - (a) Hospital Provider Fund.
 - (b) For FYs 2023 through 2026: Up to \$20 million of total assessments transferred to the Health and Human Services Medicaid Trust Fund; up to \$30 million to the Long-Term Care Provider Fund; and up to \$365 million to the Healthcare Provider Relief Fund. For July 1, 2026 through December 31, 2026: Up to \$10 million to the Health and Human Services Medicaid Trust Fund; up to \$15 million to the Long-Term Care Provider Fund; and up to \$182.5 million to the Healthcare Provider Relief Fund.
2. Hospital license fee: Hospital Licensure Fund.

3. Nursing home license fee and long-term care provider assessment: Long-Term Care Provider Fund.
4. Developmentally disabled assessment fee: Care Provider Fund for Persons with a Developmental Disability.
5. County hospital services assessment (Cook County Hospital): County Provider Trust Fund.
6. Supportive living facility assessment: Supportive Living Facility Fund.
7. Managed care organization assessment: Healthcare Provider Relief Fund, or the County Provider Trust Fund for payments made by Cook County Hospital.

Other taxes on medical providers

Federal: None.

Local: None.

Other states’ taxes

Medicaid costs have soared in recent decades. Other states, like Illinois, have tried to reduce its effects on their budgets by adopting a variety of assessments and fees. Some tax each provider’s gross receipts; others base each provider’s assessment on its portion of Medicaid disbursements in the state; still others tax the number of licensed beds in a facility by patient-day, -month, or -year. It is not possible to summarize the broad and constantly changing pattern accurately, but the following description is the best available as of early 2023.

Federal law and regulations restrict what kinds of assessments states can use to match federal Medicaid payments. In general, the federal government does not allow a state to guarantee that every health-care provider will get back, in higher Medicaid payments, the entire amount that it pays in assessments.

Hospital-care assessments are imposed by at least 38 other states, at the following rates:

<i>State</i>	<i>Assessment rates</i>
New Jersey	0.53% of total operating revenue, plus \$10 per admission, adjusted by a ratio of total gross revenue to inpatient gross revenue
New York	1% of gross inpatient services revenue, plus 0.35% of gross receipts from all patient-care services, and plus an assessment based on each hospital’s proportion of costs reported by all general hospitals statewide, limited to 0.1% of such statewide total costs
Iowa	1.26% of FY 2008 net Medicare patient revenue (through June 30, 2023)
Georgia	1.45% of net patient revenues
Florida	1.5% of net operating revenues for inpatient services, and 1% of such revenues for outpatient services
Colorado	1.6365% of total outpatient charges, plus \$105.53 per managed-care inpatient day and \$471.76 per day for all other inpatient days (set by a state agency)
Minnesota	1.6% of gross revenues, plus 1.56% of net patient revenue minus Medicare revenue
Maine	2.23% of net operating revenue
Kentucky	2.5% of gross receipts in fiscal year 2006
West Virginia	2.5% of gross receipts (plus 0.88% of gross receipts of some acute-care hospitals)

Kansas	Up to 3% of net operating revenue in the fiscal year 3 years before the assessment year (the actual rate is set by a state agency)
Pennsylvania	3.32% net inpatient revenue and 1.73% net outpatient revenue (FYs 2020 through 2023)
Ohio	3.37% of total facility costs for patient care
Oklahoma	3.5% of net patient revenue (2023 rate)
Tennessee	4.87% of net patient revenue in fiscal year 2016 (through fiscal year 2023)
Missouri	5.4% of net revenues
New Hampshire	5.4% of net charges for patient services
Rhode Island	5.42% of net patient revenue in fiscal year 2021
Hawaii	Up to 5.5% of net revenue (through 2023)
Alabama	6% of 2020 net patient revenue (through fiscal year 2025)
Oregon	6% of net revenue (set annually by state agency)
Vermont	6% of net inpatient revenues
Connecticut	FY 2022 through FY 2025 rates: 11.0976% of net outpatient revenues in FY 2016 and 6% of net inpatient revenues in FY 2016

Montana's assessment is \$50 per inpatient bed-day. Michigan charges \$10 per licensed bed annually, plus an amount based on federal limits on hospital fees. Arizona charges up to \$125.25 per discharge; discharges over 29,000 per year at any one institution incur a charge of only \$12.50 each. Washington's assessment is up to \$380 per non-Medicare inpatient day up to 54,000 days per year; days over 54,000 are assessed at \$7. State agencies set assessment rates in Arkansas, Idaho, Indiana, Mississippi, North Carolina, Wisconsin, and Wyoming, subject only to federal limits on hospital fees. Maryland's fee covers the expenses of the Health Care Commission; fees are paid by hospitals, nursing homes, health insurers, and health-care practitioners. Hospital fees are apportioned based 50% on the percentage of all hospital admissions in the state, and 50% on the percentage of gross operating revenues at hospitals in the state. Massachusetts' fee is based on hospitals' ratio of charges for acute care to all such charges in the state. It also has a surcharge based on the ratio of receipts for services at acute hospitals and ambulatory surgical centers to all such receipts in the state. Facilities also pay at least 33% of the expenses of the Health Policy Commission and the Center for Health Information and Analysis. North Carolina charges \$17.50 per bed annually. South Carolina's tax is based on each hospital's total expenditures as a percentage of total statewide hospital expenditures, with a rate that will collect at least \$264 million annually. In addition to the taxes listed in the table above, Connecticut assesses each hospital a share of expenditures of the state Department of Public Health, Office of Health Care Access. Utah's rate is set by the state Division of Health Care Financing, based on each hospital's annual discharges.

Nursing-home care assessments, levied by at least 43 other states, are generally either amounts per bed-day or per resident-day, or percentages of revenues. Assessments per resident-day or bed-day are shown below. An asterisk (*) indicates that an assessment is per resident-day. All others are per bed-day.

<i>State</i>	<i>Daily assessment</i>	<i>State</i>	<i>Daily assessment</i>
Nebraska	\$ 3.50*	Montana	\$15.30
Wisconsin	5.59	California	16.96*
Minnesota	7.71	North Carolina	17.50
Ohio	11.67	Connecticut	21.02*
Colorado	12.00	Utah	28.15*

Iowa	\$12.75
Missouri	12.93*
Alabama	13.03
Vermont	13.48
New Jersey	14.67

* Assessments in these states are per resident-day.

Eight other states impose assessments that are percentages of revenues: Kentucky, up to 1%, 2%, or 6% of average daily revenue per patient bed (depending on the type of facility); Arizona, up to 3.5% of net patient service revenue; Tennessee, 4.75% of net patient service revenue; Hawaii, up to 5.5% of net patient service revenue; Rhode Island, 5.5% of gross patient revenue; New Hampshire, 5.5% of net patient service revenue; West Virginia, 5.5% of gross receipts by nursing facilities; Arkansas, 6% of statewide gross receipts for services; Maine, 6% of net operating revenue; and New York, 6% of gross receipts at any residential-care facilities. In Oklahoma, the total amount to be collected is equal to 6% of total gross revenues of all such facilities divided by the total number of patient-days; that amount is apportioned among nursing homes based on their numbers of patient-days. Assessments in Delaware, Florida, Georgia, Idaho, Indiana, Kansas, Louisiana, Michigan, Mississippi, Nevada, Ohio, Oregon, Pennsylvania, Tennessee, Washington, and Wyoming are set by state agencies, subject to federal limits on nursing-home assessments. Delaware's fee may be up to \$35 per non-Medicare resident-day, and Indiana's up to \$16.37. Massachusetts' rate (based on non-Medicare patient-days) must be sufficient to collect in each year the lesser of \$240 million or an amount equal to 6% of net patient revenue. In Pennsylvania it must be sufficient to collect at least \$50 million annually. Maryland's fees are based 50% on the ratio of each nursing home's admissions to all admissions in the state, and 50% on the ratio of each nursing home's gross operating revenue to total revenues statewide. Michigan's fee may not exceed 6% of total industry revenues; the state also charges \$3 per licensed bed annually.

Health-care assessments for services to the developmentally disabled are imposed by at least 32 states. Assessments that are stated as percentages of measures of revenue or expenses are:

<i>State</i>	<i>%</i>	<i>of</i>	<i>State</i>	<i>%</i>	<i>of</i>
Kentucky	4%	Gross receipts	Indiana	6%	Gross receipts
Colorado	5	Annual costs	Maine	6	Gross receipts
Iowa	5.5	Gross receipts	Montana	6	Gross revenue
New York	5.5	Gross receipts	Nebraska	6	Net revenue
South Dakota	5.5	Net receipts	Washington	6	Gross receipts
Texas	6	Gross receipts			
West Virginia	5.5	Gross receipts			
Vermont	5.9	Expenses			
Missouri	5.95	Net revenues			
California	6	Gross receipts			

Nine states charge based on the number of beds or patients: Connecticut, \$27.76 per resident-day; North Carolina, \$20.36 per non-Medicare patient-day; Utah, \$9.51 per patient-day; South Carolina, \$8.50 per patient-day; Florida, \$14.23 per resident-day; Louisiana, up to \$30 per occupied bed-day; Ohio, \$24.89 per bed-day; Wisconsin, \$910 per licensed bed per month; and Minnesota, \$3,679 per licensed bed per year. Arkansas' fee is set by its Department of Human Services, and must be enough to collect a total

equal to 6% of gross receipts of all intermediate-care facilities for the developmentally disabled in the state. North Dakota's rate is set by its Department of Human Services; total collections may not exceed 1.5% of gross revenues of all such facilities in the state in the preceding year. The rates in Colorado, Florida, Idaho, Kentucky, Mississippi, Pennsylvania, Texas, and Utah are set by state agencies within federal limitations.

At least 14 states tax HMOs and similar organizations. Arizona collects 2% of premium revenues from managed-care organizations. Kansas charges 5.9% of all non-Medicare premiums collected by an HMO that has a state Medicaid managed-care contract. Kentucky collects 2% of gross revenue for HMO services, and 5.5% of gross revenue for Medicaid managed-care organization services. Louisiana charges \$550 per \$10,000 of annual gross premiums collected. Maryland collects revenues from HMOs based on their portions of all premiums written in the state. Michigan collects an assessment from Medicaid managed care organizations and health insurers based on their numbers of members per month. Minnesota collects a surcharge of 0.6% of total premium revenues on HMOs and Community Integrated Service Networks. New Jersey charges 5% of net written premiums collected by HMOs. North Carolina collects 1.9% of an HMO's gross premiums. Ohio charges managed-care organizations a 5.75% sales tax. Rhode Island charges 2% of gross premiums on insurance contracts of nonprofit hospitals, medical services corporations, HMOs, and nonprofit dental service corporations. Tennessee collects 6% of an HMO's gross collections from enrollees. Texas charges 0.875% of the first \$450,000 of each HMO's gross revenues, and 1.75% of the remainder. West Virginia charges fees based on the number of enrollees—\$1.036 to \$36.26 per month depending on the number of Medicaid enrollees, and 10.36¢ or 25.9¢ per month depending on the number of other enrollees. Those rates are adjusted annually based on the state's Medicaid managed care capitation rate changes.

Ten states tax ancillary service providers. Connecticut collects 6% of gross receipts of ambulatory surgical centers until July 2023; after that it will collect 3% of net revenue from ambulatory surgical centers. Louisiana charges a medical service transportation providers' fee of up to \$7.50 per trip. Minnesota imposes a health-care tax of 1.6% of gross revenue on surgical centers, wholesale drug distributors, hearing aid sales and repair places, and providers of prescription eyewear. The Missouri Department of Social Services sets rates of up to 6% of gross receipts (which may be graduated) for ambulatory services. New Jersey imposes a tax on ambulatory-care facilities with annual gross receipts over \$300,000 at 2.95% of gross receipts (subject to a maximum of \$350,000 per year from a single facility). North Carolina charges \$75 per operating room for ambulatory surgical facilities. In Tennessee, the agency administering Medicaid (TennCare) sets rates for ambulance companies, based on the amount the state needs to fund ambulance transportation for Medicaid patients. Vermont charges 3.63% of net patient revenues of ambulance agencies. West Virginia imposes a tax on gross receipts of 5.0% on independent laboratory and X-ray services, and 1.75% on ambulatory service centers. Wisconsin's Department of Health Services sets rates for ambulatory service centers, subject to federal limits.

Six states tax community- and home-care services. Kentucky charges 2% of gross revenue of home health-care services and up to 4% of gross revenue of community mental health services. Maine imposes a tax of 6% on the value of community support services for people with mental health diagnoses, intellectual disabilities, or autism, and home support services. Missouri's Department of Social Services sets a rate for in-home services, up to 6.5% of gross receipts. New York charges 6% of gross receipts of residential health-care facilities. North Carolina charges \$12.50 per bed annually for continuing-care retirement communities that have nursing home beds or adult-care home beds. Vermont imposes a tax of 4.25% of net patient revenues on home health agencies.

Five states tax pharmacy services. Three of them collect fixed amounts per prescription (10¢ in Alabama, Louisiana, and Vermont). Minnesota collects 1.6% of the charge for each prescription. Missouri taxes gross retail prescription receipts at a rate set by the Department of Social Services up to 5% (now 1.43%).

Five states tax psychiatric services. Kentucky charges up to 5.5% of gross revenue for psychiatric residential treatment. Mississippi collects from psychiatric residential treatment facilities rates up to the maximum allowed under federal law. Vermont imposes a tax of 4.21% of net patient revenues for mental hospitals and psychiatric-care facilities. Washington charges up to \$74 per non-Medicare inpatient-day.

Minnesota charges 1.6% of gross revenue from physicians' services.

Connecticut charges 1.5% of net direct subscriber charges by health-care centers. Maine collects 6% of charges at private, nonmedical institutions. Maryland imposes an annual assessment on all medical practitioners other than pharmacists, and on self-insured health-care groups (including HMOs as mentioned above) based on the ratio of their premiums to total earned premiums of all payers in the state. The total may not exceed \$16 million per fiscal year. Vermont imposes a nursing-home transferor tax of 8% of the selling price.

Hotel Operators' Tax

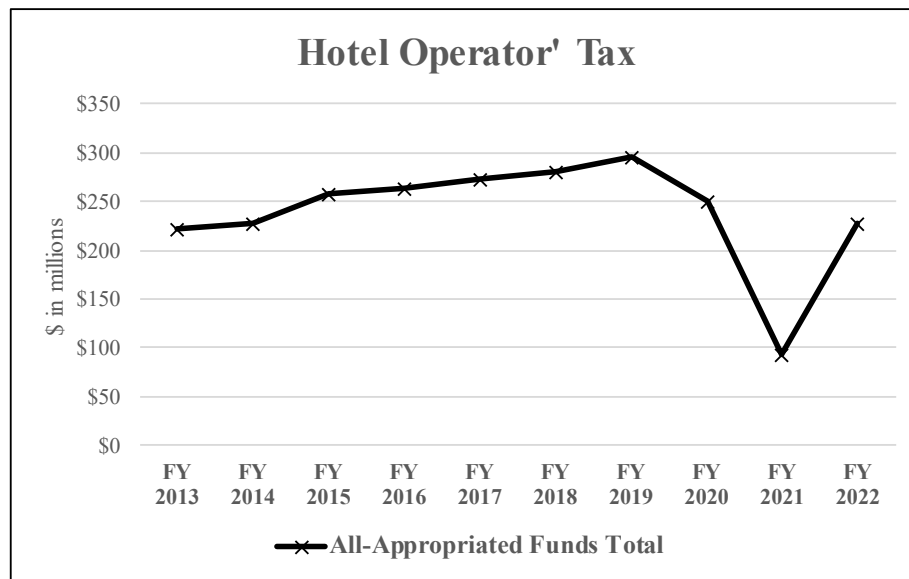
This tax is a percentage of each operator's gross receipts from operating a hotel or motel. Administered by Department of Revenue. (35 ILCS 145/1 ff.)

Rate and base: The tax is the sum of two rates: (a) 5% of 94% of gross rental receipts from transient guests, plus (b) 1% of 94% of gross rental receipts from such guests. (The additional 1% is earmarked for the Build Illinois Fund.) Receipts from permanent residents of a lodging place are exempt, as are receipts received by a religious entity that rents rooms in furtherance of a religious purpose.

History: The hotel operators' occupation tax was enacted in 1961 at a rate of 3% of 97% of gross receipts from transient guests. From 1969 to 1984 the rate was 5% of 95% of gross receipts. The current rates were enacted in 1984 to help pay for a planned 1992 World's Fair. When it was canceled, the revenue was earmarked for the Build Illinois program. A tax amnesty program in fiscal year 2004 allowed taxpayers to pay outstanding tax liabilities without penalties or interest; collections totaled \$223,211. A fiscal year 2012 amnesty program brought in \$304,896.

State Revenue History of the Hotel Operator' Tax <i>\$ in millions</i>				
Fiscal Year	General Funds Total	% Change	All- Appropriated Funds Total	% Change
FY 2013	\$0	N/A	\$221	6.3%
FY 2014	\$0	N/A	\$227	2.7%
FY 2015	\$0	N/A	\$257	13.2%
FY 2016	\$0	N/A	\$264	2.7%
FY 2017	\$0	N/A	\$273	3.4%
FY 2018	\$0	N/A	\$281	2.9%
FY 2019	\$0	N/A	\$296	5.3%
FY 2020	\$0	N/A	\$251	-15.2%
FY 2021	\$0	N/A	\$94	-62.5%
FY 2022	\$0	N/A	\$228	142.6%

Source: Illinois Comptroller's Traditional Budgetary Financial Report.



Distribution:

- 5% tax: (a) 40% to the Build Illinois Fund and (b) 60% to the Tourism Promotion Fund. Of that, (i) \$5 million per fiscal year is transferred to the Illinois Sports Facilities Fund, Subsidy Account; (ii) an advance of state hotel tax revenues up to \$22.179 million in fiscal year 2002 and increased by 5.615% each year is transferred to the Illinois Sports Facilities Fund, Advance Account (that amount must be repaid to the General Revenue Fund using receipts from the 2% hotel tax imposed by the Illinois Sports Facilities Authority as described below, or if those revenues are insufficient, by the city of Chicago from its share of state income tax revenues); (iii) 8% is deposited as follows: 18% to the Chicago Travel Industry Promotion Fund and 82% to the Local Tourism Fund; and (iv) 4.5% is deposited as follows: 55% to the Chicago Travel Industry Promotion Fund and 45% to the International Tourism Fund. If the remainder is less than 21% of net revenue from the tax, the difference must be transferred from the General Revenue Fund to the Tourism Promotion Fund.
- Additional 1% tax: Build Illinois Fund.

Other taxes on hotels

Federal: None.

Local: State law permits Chicago to levy a tax up to 1% of gross rental receipts of hotel operators (excluding taxes imposed by the Metropolitan Pier and Exposition Authority). The Illinois Department of Revenue collects the tax for Chicago. (65 ILCS 5/8-3-13)

Other municipalities can impose taxes of up to 5% of gross rental receipts of hotel operators (6% in East Peoria and Morton). The money must be spent to promote tourism. (65 ILCS 5/8-3-14) Many local governments collect hotel taxes. A municipality that does not impose such taxes may impose a “municipal hotel use tax” of up to 5% of rental proceeds. The money must be spent to promote tourism and conventions, or otherwise attract overnight visitors to the municipality. The two taxes may not be imposed in the same place; nor may either be imposed where Chicago’s Metropolitan Pier and Exposition Authority hotel tax applies. (65 ILCS 5/8-3-14a) A county may impose a tax up to 5% of the gross

rental receipts of hotels not within municipalities imposing such a tax; proceeds must be used to promote tourism and attract overnight visitors to the county. Additionally, Winnebago County (with the consent of municipalities in the county) may impose a tax of 2% on such gross rental receipts county-wide, with proceeds to be used for entertainment and tourism purposes. (55 ILCS 5/5-1030) These taxes are administered and collected by those municipalities and counties. Home-rule units are not bound by these limits (Bedford Park collects 10.5%). Chicago collects a hotel accommodations tax of 4.5% of the gross rental or base charge (plus 6% for vacation rentals or shared homes). Cook County charges 1% of the gross rental or base charge.

A municipality may designate an area as a business district and, if the area is found to be blighted and unlikely to be developed without assistance, impose a tax in 0.25% increments up to 1% on gross rental receipts of hotel operators within the district to pay for costs of plans and projects in the district. These taxes are administered and collected by municipalities. (65 ILCS 5/11-74.3-6(d))

The Illinois Sports Facilities Authority imposes a tax of 2% of gross rental receipts of hotel operators in Chicago to construct and maintain the new White Sox baseball park. (70 ILCS 3205/19) The tax is collected by the Illinois Department of Revenue and paid to the Authority. The Downstate Illinois Sports Facilities Authority may impose a tax up to 2% of gross rental receipts of hotel operators outside Chicago, if approved by ordinance in the municipality where the tax is to be imposed. (70 ILCS 3210/105)

The Metropolitan Pier and Exposition Authority imposes a tax of 2.5% of gross receipts of hotel operators in Chicago to finance construction of the McCormick Place expansion project. (70 ILCS 210/13(c)) The tax is collected by the Illinois Department of Revenue for the Authority.

The total effective tax rate on hotels and motels in Chicago is over 17.5%. That is because the state tax, Chicago Municipal Tax (called "CMT" in the following table), Illinois Sports Facilities Authority (ISFA) tax, and Cook County Hotel Accommodations Tax (County) are each imposed on the lodging bill, which includes the other three of those taxes (but not the MPEA and city taxes). The calculations are as follows:

State:	(6% of 94%)	x	(1% CMT + 2% ISFA + 1% County)	+	6%	=	6.24%
CMT:	(1% of 99%)	x	(6% State + 2% ISFA + 1% County)	+	1%	=	1.09
ISFA:	(2% of 98%)	x	(6% State + 1% CMT + 1% County)	+	2%	=	2.16
County:	(1% of 99%)	x	(6% State + 2% ISFA + 1% CMT)	+	1%	=	1.09
MPEA:							2.50
City:							4.50
Total:							17.58%

Hotel owners may petition the unit of government where their hotels are located to create a tourism preservation and sustainability district and impose a transaction charge on hotels in it. The charge may not exceed 5% of a hotel's nightly room rate. Collections are to go to the local tourism and convention bureau.

Comparison of states' taxes

Twenty-six states impose taxes on hotel operators in addition to general sales taxes (see also the "Related provisions" list below):

<i>State</i>	<i>Percentage</i>	<i>Per night</i>
Connecticut	15.0 %	
Hawaii	10.25	
Maine	9.0	
Vermont	9.0	
New Hampshire	8.5	
Delaware	8.0	
Montana	8.0	
South Carolina	7.0	
Pennsylvania	6.0	
Rhode Island	6.0	
Texas	6.0	
Massachusetts	5.7	(5.0% + a 14% surtax on that amount)
Illinois	5.64	
Arizona	5.5	
Iowa	5.0	
New Jersey	5.0	
Wyoming	5.0	
Alabama	4.0	
Arkansas	2.0	
Idaho	2.0	
Oregon	1.5	
South Dakota	1.5	
Kentucky	1.0	
Nebraska	1.0	
Utah	0.32	
Georgia	-	\$5

Related provisions:

- Alabama: 5% in 16 counties, plus other rates in some counties.
- Arizona: Some counties add up to 7% or more.
- Arkansas: Local taxes of up to 4% may also be added.
- Delaware: Municipalities of over 50,000 may also charge up to 3%.
- Hawaii: Counties may add up to 3%.
- Idaho: Resort cities and auditorium districts may levy an additional tax; auditorium districts are limited to 5%.
- Iowa: Local taxes of up to 7% may also be added.
- Kentucky: Local taxes of up to 4% may also be added, plus additions for specified purposes.
- Massachusetts: Local taxes of up to 6.5% may also be added.
- Montana: Includes a 4% lodging tax and a 4% sales and use tax on accommodations.
- Nebraska: Some counties may add up to 4%.
- New Jersey: Municipalities may add up to 6%.

- Oregon: Local taxes may also be added.
- Pennsylvania: Local taxes of up to at least 5% may also be added.
- Rhode Island: Includes a 1% local tax.
- South Carolina: Plus 5% on additional guest charges.
- South Dakota: Imposed June-September. Local taxes of up to 1% may also be added.
- Texas: Local taxes of up to 9% may also be added.
- Utah: Local taxes of up to 5.75% may also be added.
- Vermont: Local taxes of 1% may also be added.
- Wyoming: Local taxes of up to 2% may also be added.

At least 24 other states authorize localities to impose separate taxes. Some must be within a specified range or up to a stated limit; other states set no floor or upper limit. (The states listed below have local taxes applying in most or all localities. States authorizing taxes in only a few areas are not included.)

<i>State</i>	<i>Low</i>	<i>High</i>	<i>State</i>	<i>Low</i>	<i>High</i>
California	-	-	North Carolina	-	-
Florida	1%	6%	North Dakota	-	3 %
Georgia	3	8	Ohio	-	7
Indiana	-	9	Oklahoma	-	5
Kansas	1	8	Tennessee	-	10
Maryland	-	8	Virginia	-	2*
Michigan	-	5	Washington	1%	5.8
Minnesota	-	7	West Virginia	3	6
New Mexico	-	5	Wisconsin	-	8
New York	-	7			

* 5% in some Virginia counties.

In Colorado, the rate is 10.75% in the city and county of Denver, and regional transportation authorities may charge up to 2%. Louisiana tourist commissions in some parishes may impose hotel taxes of 2% to 4% depending on population, except that in Orleans Parish it is 7% plus 50¢ to \$2 per occupied room-day depending on the number of rooms. Michigan has an additional Convention Facility Development Tax ranging from 1.5% to 6% on convention hotels, based on total rooms. Several localities in Mississippi levy taxes, up to 3%; others impose daily charges per occupied room of up to \$2. Missouri localities may impose three taxes with voter approval: a tourism sales tax up to 4% (in any city with more than 2,500 rooms); a lodging tax up to 5%; and a lodging tax up to 1¢ per occupied room-night. In Nevada, counties of under 700,000 must impose a 1% lodgings tax, and counties of 300,000 or more a 3% lodgings tax (both taxes apply in a county of 300,000 to 699,999); counties of 700,000 or more must impose a 2% lodgings tax. With voter approval, counties may impose an additional 1% lodgings tax. Some New Mexico municipalities may impose a 2.4% tax for a sports and recreation facility. New York City charges 5.875% plus \$1.50 per unit per day and imposes an additional tax of 50¢ to \$2 per night, depending on the daily rental rate. In Washington, Seattle may charge up to 7%, and localities elsewhere in the county containing Seattle may charge 2.8%, to fund the state convention center facility in Seattle. Some Washington counties may require hotels in county-designated tourism promotion areas to charge up to \$5 per occupied room per night to fund tourism promotion.

Income Tax (Corporate)

This tax is imposed on the taxable income of corporations, associations, joint-stock companies, and co-operatives. (See also “Personal Property Tax Replacement Taxes” on page 89.) Most states use apportionment formulas to tax the income of firms that do business in more than one state (as Illinois once did). Now, a multistate firm’s sales in Illinois are the only determinant of how much of its income Illinois taxes (except that the Department of Revenue may allow a firm to use other factors that fairly represent the market for its goods, services, or other forms of business income). Administered by Department of Revenue. (35 ILCS 5/101 ff.)

Rate and base: 7% of the tax base, which is the taxpayer’s federal taxable income with several modifications.

The amount of tax that would otherwise be due is reduced by credits of:

1. 0.5% of amounts invested in qualified property in an enterprise zone (may be carried forward up to 5 years).
2. 0.5% of amounts invested in a qualified property by a High Impact Business, as defined.
3. 20% of direct payroll costs for cooperative Tech-Prep vocational programs for students in high school—including services rendered by a Tech-Prep student or instructor that would otherwise be subject to withholding and are not claimed by another taxpayer.
4. 5% of expenses to operate a day-care facility for employees’ dependents at a factory (may be carried forward for 2 years).
5. Amounts equal to: (a) 30% of startup costs to establish a child care facility for a corporation’s employees and (b) 5% of the annual costs of a child care facility for employees. The 5% credit is not available if the company claims a credit under the preceding item for on-site dependent care.
6. A credit negotiated between the taxpayer and the Department of Commerce and Economic Opportunity (DCEO), based on the economic growth potential of a business project that provides capital improvements and new jobs, under the Economic Development for a Growing Economy (EDGE) Tax Credit Act. Credit for a project authorized under the Corporate Headquarters Relocation Act cannot be used more than 15 years. A firm with up to 100 employees can qualify if it plans a project involving hiring of a specified number of new Illinois employees, even with no capital investment. Firms that locate or expand at location-efficient sites (as approved by DCEO) or that create jobs in labor-surplus areas may get up to 10% more than the maximum credit for which they are eligible under the EDGE Tax Credit Act, or other adjustments to the credit amount as approved by DCEO. No new credits may be awarded after June 30, 2027. A New Construction EDGE Agreement is to be negotiated between the taxpayer and DCEO, but may not exceed 50% of the income tax withheld from construction employees on an eligible project (75% if the project is in an underserved area). The recipient must make a capital investment of at least \$10 million.
7. 50% of amounts donated to an affordable housing project authorized under the Illinois Housing Development Act. This credit is to end after 2026.
8. 5% of qualified wages paid to Illinois residents who are qualified ex-offenders. The total credit may not exceed \$1,500 per ex-offender.
9. Amounts equal to 30% of an employer’s Illinois production spending in the tax year for a motion picture or television production approved by DCEO (including animated productions) plus 15% of Illinois labor expenditures employing residents of areas of high poverty or high unemployment in a production (may be carried forward 5 years; no new credits are to be awarded after 2032).
10. A credit for an investment in low-income community businesses, approved by DCEO, by an entity certified by the U.S. Treasury Department as a community development entity. There is no credit

in the first 2 years after an investment is made. The credit is equal to 7% of the purchase price in the third year, and 8% of the purchase price in each of the next 4 years. No more than \$20 million in total credits may be awarded per year, and no credits may be approved after fiscal year 2024. (This credit may be taken against insurance or corporate franchise taxes as an alternative to taking it against income tax.)

11. Amounts equal to 25% of contributions to a College Savings Pool or Illinois Prepaid Tuition Trust Fund account that match contributions made by an employee (not to exceed \$500 per contributing employee per tax year). The credit applies through 2024, and may be carried forward 5 years.
12. For 2018 through 2026, 25% of qualified costs to restore and preserve a qualified historic structure in a River Edge Redevelopment Zone, if those costs are at least \$5,000 and exceed the adjusted basis of the structure on the first day of rehabilitation. (This credit has been available since 2012, but the qualifications for it were slightly different before 2018. This credit is not available if the taxpayer claims the following credit for rehabilitating a historic structure.)
13. For tax years 2019 through 2023, 25% of qualified costs to rehabilitate a historic structure that (1) are at least \$5,000 and (2) exceed the structure's adjusted basis before rehabilitation, with Department of Natural Resources approval. Credits cannot exceed \$3 million per project, and may not total more than \$15 million per year. (This credit is not available if the taxpayer claims the preceding credit for restoring a historic structure in a River Edge Redevelopment Zone.)
14. Through 2026, amounts equal to 20% of an employer's Illinois labor expenditures in the tax year for a live stage production approved by DCEO; 20% of Illinois production spending; and 15% of Illinois labor expenditures employing residents in areas of high poverty or high unemployment. Credits may be carried forward 5 years. No more than \$2 million may be awarded in a fiscal year, except that \$4 million may be awarded in FY 2023.
15. Through 2027, an amount equal to the lesser of (a) hospital property taxes paid during the year by a for-profit hospital or (b) the cost of free or discounted services provided during the year by that hospital. Credits may be carried forward 5 years.
16. Through tax year 2026, 6.5% of qualifying expenditures for research and development activities.
17. For 2011 through 2026, 25% of an investment of \$10,000 to \$2 million in a small, early-stage technology company certified as eligible by DCEO. The investment must be in place at least 3 years. No more than \$10 million in credits may be used per year; credits may be carried forward 5 years.
18. Through 2023, 75% of the amount of a gift to an organization that makes private school scholarships, up to an annual credit of \$1 million per taxpayer. Up to \$75 million in credits may be given annually. The credit may be carried forward 5 years.
19. Beginning in 2021, 50% of income tax withheld from a High Impact Business's construction employees during a qualified construction project (75% if the project is in an underserved area).
20. Beginning in 2021, 50% of income tax withheld from construction employees of a business in an Enterprise Zone during a qualified construction project (75% if the project is in an underserved area). The business must make a capital investment of at least \$10 million.
21. In 2021 through 2026, 50% of income tax withheld from construction employees working on a project in a River Edge Redevelopment Zone that is built or improved in the course of completing a qualified rehabilitation plan (75% if the project is in an underserved area).
22. 20% of wages paid for construction of a new data center in an area of high poverty or unemployment. The data center must be certified by DCEO to receive the credit.
23. Through 2025, up to \$3,500 in qualified education expenses paid by an employer for an apprentice (plus another \$1,500 if the apprentice lives in, or the employer is located in, an underserved area). Total credits are limited to \$5 million per year.
24. Starting in 2025, credits negotiated between the taxpayer and the Department of Commerce and Economic Opportunity (DCEO), based on the economic growth potential of a business project for

manufacturing electric vehicles or their parts, manufacturing renewable energy, manufacturing elements for battery recycling, or refining raw materials for batteries under the Reimagining Energy and Vehicles (REV) in Illinois Act. The annual REV Illinois credit is limited to the sum of (1) 75% of the amount withheld from new employees' wages, plus (2) 10% of training costs of new employees. The REV Construction Jobs Credit is equal to half the amount withheld from construction wages. No new credits are to be awarded after 2027.

25. 0.5% of the basis in property placed in service at the site of a Reimagining Energy and Vehicles in Illinois project.
26. For tax years 2022 and 2023, the lesser of the liability insurance premiums paid in a year by an agritourism operation, or \$1,000. Total credits may not exceed \$1 million in a calendar year.
27. Starting in 2025, credits negotiated between the taxpayer and the Department of Commerce and Economic Opportunity, based on the economic growth potential of a business project for manufacturing semiconductors or microchips or their parts under the Manufacturing Illinois Chips for Real Opportunity (MICRO) Act. The annual credit is limited to the sum of (1) 75% of the amount withheld from new employees' wages, plus (2) 10% of training costs of new employees. The MICRO Construction Jobs Credit is equal to half the amount withheld from construction wages. No new credits are to be awarded after 2028.
28. 0.5% of the basis in property placed in service at the site of a Manufacturing Illinois Chips for Real Opportunity project.
29. \$1 times the number of hours worked in a year by a person in recovery from a substance use disorder or mental illness for an employer certified by the Department of Human Services, up to \$2,000 per year per worker. Total credits are limited to \$2 million in a calendar year.

A business with up to 50 full-time workers may take a credit against employee income tax withholding equal to a percentage of the increased wages paid to employees due to increases in the state minimum wage from \$8.25 to \$15 per hour over 5 years. That percentage is 25% for reporting periods in tax year 2020, and will drop by 4 percentage points each year through 2025. Eligible employers may take a 5% credit in 2026; employers with up to 5 employees may take it through 2027. For an employer to be eligible for the credit, the average wage per employee among employees earning less than \$55,000 during the reporting period must be greater than in the same reporting period in the preceding year.

Private employers that allow employees a paid leave of absence of at least 30 days for organ donation may take a credit against employee withholding equal to the amount withheld during the leave, up to \$1,000 per employee taking such leave.

Registered medical cannabis cultivation centers and medical cannabis dispensaries must pay a surcharge on income from the sale or exchange of capital assets, depreciable business property, real property used in their trade or business, and some intangible assets, equal to the amount of federal income tax liability for the year attributable to those sales or exchanges.

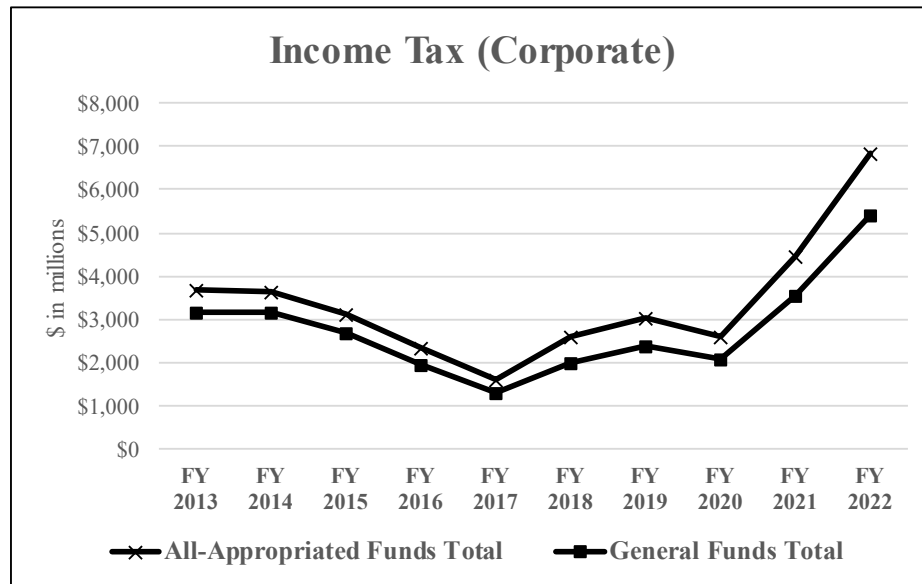
History: The corporate income tax was enacted in 1969 at a 4% rate. The rate was temporarily increased to 4.8% from January 1, 1983 to June 30, 1984; it reverted to 4% on July 1, 1984; it rose again to 4.8% on July 1, 1989. It was scheduled to fall to 4.4% later; but on July 1, 1993 the 4.8% rate became permanent. It was increased to 7% effective January 1, 2011. The rate dropped as scheduled to 5.25% on January 1, 2015, and was scheduled to drop further to 4.8% on January 1, 2025. A 2017 law raised the rate from 5.25% to 7% on July 1, 2017. It is not scheduled to change again. Under the Illinois Constitution, the corporate income tax rate cannot exceed the individual rate by a ratio of more than 8 to 5.

In 2002, Illinois “decoupled” from the federal “bonus depreciation” (30% of the cost of some capital assets bought between September 10, 2001 and September 11, 2004). Illinois taxpayers had to add back the 30% federal bonus depreciation on their Illinois returns, but could deduct it over the following years. A 2004 act expanded the definition of “business income” (for all taxpayers receiving such income) to include all income that may be treated as apportionable business income under the U.S. Constitution, net of allowable deductions. The net loss carryover deduction was suspended in 2011, and was limited to \$100,000 per taxpayer (except a subchapter S corporation) in tax years 2012, 2013, 2021, 2022, and 2023. A 2017 federal law created a new ‘bonus depreciation’ allowing percentages—declining over time from an initial 100% to 0% by 2027 in most cases—of the costs of acquiring several kinds of capital assets to be deducted. But Illinois’ FY 2022 Budget Implementation Act (P.A. 102-16) decoupled Illinois from those provisions.

A tax amnesty in fiscal year 2004 allowed taxpayers to pay outstanding tax liabilities without penalty or interest; collections totaled \$271,613,123. A fiscal year 2011 amnesty brought in \$302,218,072.

State Revenue History of the Income Tax (Corporate)				
<i>\$ in millions</i>				
Fiscal Year	General Funds Total	% Change	All- Appropriated Funds Total	% Change
FY 2013	\$3,177	29.1%	\$3,679	23.3%
FY 2014	\$3,164	-0.4%	\$3,640	-1.1%
FY 2015	\$2,686	-15.1%	\$3,132	-14.0%
FY 2016	\$1,972	-26.6%	\$2,339	-25.3%
FY 2017	\$1,328	-32.7%	\$1,614	-31.0%
FY 2018	\$2,017	51.9%	\$2,610	61.7%
FY 2019	\$2,389	18.4%	\$3,029	16.1%
FY 2020	\$2,081	-12.9%	\$2,599	-14.2%
FY 2021	\$3,563	71.2%	\$4,456	71.5%
FY 2022	\$5,407	51.8%	\$6,833	53.3%

Source: Illinois Comptroller's Traditional Budgetary Financial Report.

**Distribution:**

1. 15% of gross receipts were to be deposited in the Income Tax Refund Fund in FY 2022. The Department of Revenue adjusts this percentage annually under a statutory formula in years for which it is not set by law. The percentage is 14.5% for FY 2023. Any surplus in the Refund Fund at the end of a fiscal year goes to the General Revenue Fund.
2. Of the remainder:
 - (a) 6.85%, plus 6.16% of individual income tax proceeds, to the Local Government Distributive Fund. For fiscal year 2018, the deposit was reduced 10% to offset two extra payments local governments are to receive for that year due to a change in how the funds are deposited (directly into the Local Government Distributive Fund, rather than being transferred there from the GRF). Deposits were reduced 5% in FY 2019 and FY 2020 only.
 - (b) 7.3% to the Education Assistance Fund.
 - (c) 5% of corporate income tax cash receipts collected during the previous fiscal year by the Illinois Department of Revenue's Audit Bureau (net of amounts deposited into the Income Tax Refund Fund) to the Tax Compliance and Administration Fund, to fund additional auditors and compliance personnel for the Department.
 - (d) The remainder to the General Revenue Fund.

Other taxes on corporate income

Federal: The federal corporate income tax is a flat 21%.

Local: No local tax is authorized by statute. The Illinois Constitution prohibits even home-rule units from imposing income taxes without statutory authorization.

Comparison of states' taxes

Illinois is among 30 states that tax corporate income at flat rates. Their rates for 2023 are:

<i>State</i>	<i>Rate</i>	<i>State</i>	<i>Rate</i>
Pennsylvania	9.99 %	Michigan ⁴	6.0
Minnesota	9.8	Virginia	6.0
New Jersey ¹	9.0	Idaho	5.8
California	8.84	Georgia	5.75
Delaware	8.7	Florida	5.5
Maryland	8.25	Kentucky	5.0
Wisconsin ²	7.9	South Carolina	5.0
New Hampshire ³	7.6	Utah	4.85
Nebraska ¹	7.5	Arizona	4.9
Illinois	7.0	Indiana	4.9
Rhode Island	7.0	Colorado ¹	4.4
Montana ¹	6.75	Kansas ⁵	4.0
Alabama ¹	6.5	Missouri	4.0
Tennessee	6.5	Oklahoma	4.0
West Virginia	6.5 %	North Carolina	2.5

Notes

1. Small businesses (generally meaning those with annual net incomes up to \$100,000) pay lower rates.
2. Plus an “economic development surcharge” on businesses with gross receipts of at least \$4 million. The surcharge ranges from \$25 to \$9,800 based on gross tax liability.
3. Plus 0.55% of total compensation, interest, and dividends paid, if that total (or gross income) exceeds specified amounts.
4. Levied only on “C” corporations, and on taxpayers that are federally taxed as corporations.
5. Plus a surtax of 3% on taxable incomes over \$50,000.

Eleven states tax corporate income at graduated rates, ranging from 0% (in Alaska on income under \$25,000) to 9.4%. Five other states—Nevada, South Dakota, Texas, Washington, and Wyoming—do not tax corporate income. (Texas and Washington have gross receipts taxes; but their rates are not entirely comparable to corporate income tax rates in other states. Nevada has a “modified business tax” on quarterly wages paid over \$50,000, and a “commerce tax” on Nevada gross revenue over \$4 million annually.) Massachusetts imposes a tax at the greater of (a) \$2.60 per \$1,000 in value of taxable tangible property plus 8% of income, or (b) \$456. New York’s rate is the highest of the following amounts: (a) 6.5% of all business income allocated to New York, (b) 0.1875% of all net business capital allocated to New York, or (c) or a fixed amount ranging from \$25 to \$200,000 based on New York receipts. Connecticut’s rate is the highest of the following: 7.5% of net income; 0.31¢ per \$1 of capital holding; or \$250. Ohio imposes a Commercial Activity Tax at a flat rate based on gross receipts, plus 0.26% of gross receipts over \$1 million (along with a litter tax).

Illinois’ corporate income tax rate is sometimes listed as 9.5%. That number includes the 2.5% Personal Property Tax Replacement Income Tax collected for local governments, described starting on page 89.

Income Tax (Individual)

This tax is imposed on the taxable income of individuals, trusts, and estates. A \$2,425 personal exemption applies to each taxpayer, spouse, or dependent in 2022 (it is adjusted annually for inflation). An additional exemption of \$1,000 applies to any taxpayer or spouse who is at least 65 or blind (\$2,000 if both). Taxpayers with adjusted gross incomes over \$250,000 (\$500,000 for spouses filing jointly) are not eligible for those exemptions. Administered by Department of Revenue. (35 ILCS 5/101 ff.)

Rate and base: 4.95% on the taxpayer's base income, defined as federal adjusted gross income with the modifications below.

The following items are **added** to adjusted gross income:

1. Any interest, dividends, and capital gains that were excluded from federal adjusted gross income.
2. Distributive shares of additions from partnerships, estates, and trusts.
3. Any previously deducted property taxes if later refunded.
4. Any money withdrawn from a medical care savings account, plus interest on the account earned in the year of withdrawal, that was not included in adjusted gross income.
5. Distributions from tuition programs other than (a) the College Savings Pool, (b) the Illinois Pre-paid Tuition Trust Fund, or (c) tuition programs that comply with the College Savings Plans Network's disclosure principles and that inform in-state residents of in-state tuition programs.
6. Transfers from a state-administered tuition program to an out-of-state program that were deducted from adjusted gross income.
7. The contribution component of any nonqualified withdrawal or refund from a tuition savings program or ABLE (Achieving a Better Life Experience) program (authorizing savings accounts to be used for persons with disabilities) that was previously deducted from adjusted gross income.
8. Any credit taken for matching contributions to an employee's College Savings Pool or Illinois Pre-paid Tuition Trust Fund account.
9. Distributions from an out-of-state ABLE account that were previously deducted from adjusted gross income.
10. The contribution component of a transfer from a state-administered tuition program or ABLE program to an out-of-state ABLE program that was previously deducted from adjusted gross income.

The following items are **subtracted** from adjusted gross income:

1. Interest received on Treasury bonds and notes.
2. For property acquired before August 1, 1969 (when the Illinois income tax took effect) but sold after that date, appreciation in the property before that date.
3. Benefits from employee benefit and retirement plans, to the extent such plans are included in federal adjusted gross income.
4. Military and National Guard pay from any state, and compensation to a government employee who was a prisoner of war.
5. State income tax refunds.
6. Distributive shares of subtractions from partnerships, estates, and trusts.
7. Dividends paid by corporations doing substantially all their business in a River Edge Redevelopment Zone, or by High Impact Businesses conducting business in a foreign trade zone.
8. Recoveries from bad debts, prior taxes, and delinquency accounts.

9. Any amortizable bond premium disallowed as a federal deduction, and any expenses and interest costs incurred in earning federally tax-exempt income and disallowed as a federal deduction.
10. Any contribution made to a job training project established under the Real Property Tax Increment Allocation Redevelopment Act.
11. Other income exempted by the Illinois Constitution or federal law.
12. Social Security and railroad retirement benefits.
13. Interest from Puerto Rican bonds, some kinds of Illinois bonds, and Illinois college savings bonds.
14. Payment of life, endowment, or annuity benefits to the taxpayer as an advance indemnity for a terminal illness.
15. Any federal or state bonus paid to veterans of the 1991 war in the Persian Gulf area.
16. Any amount included in a taxpayer's federal adjusted gross income as a result of the taxpayer's conversion of a traditional IRA to a Roth IRA.
17. Up to \$10,000 per tax year contributed to a College Savings Pool account or the Illinois Prepaid Tuition Trust Fund, if included in federal adjusted gross income. Contributions made by an employer on behalf of an employee, or matching contributions made by an employee, must be treated as made by the employee.
18. Any amount received by a driver in a ridesharing arrangement using a motor vehicle.
19. Any amount awarded to a taxpayer by the Court of Claims for time unjustly served in state prison.
20. To the extent they are exempt from federal income taxation, assets and income of ABLE (Achieving a Better Life Experience) accounts, and accrued earnings on investments in such accounts if disbursed on behalf of a designated beneficiary and used for qualified expenses.
21. From 2018 through 2027, up to \$10,000 contributed to a qualified ABLE account (not including amounts that are excluded from federal gross income).
22. From 2021 through 2025, any discharge of indebtedness attributable to student loan forgiveness (not including amounts that are excluded from federal gross income).

The amount of tax otherwise due is **reduced** by credits of:

1. 0.5% of amounts invested in qualified property in an enterprise zone (can be carried forward for 5 years).
2. 0.5% of amounts invested in qualified property by a High Impact Business.
3. 5% of property taxes paid on the taxpayer's principal residence. Taxpayers with adjusted gross incomes over \$250,000 (\$500,000 for spouses filing jointly) are ineligible.
4. 25% of qualified educational expenses (tuition, book fees, and lab fees) exceeding \$250 per student at any public or private elementary or secondary school. The maximum credit is \$750 per family. Families with adjusted gross incomes over \$250,000 (\$500,000 for spouses filing jointly) are not eligible.
5. 18% of the amount of the federal earned income tax credit (20% after 2022).
6. 50% of donations to an affordable housing project authorized under the Illinois Housing Development Act. This credit lasts through 2026.
7. The amount of pass-through tax paid on behalf of a nonresident member of a partnership, corporation, or some kinds of insurance businesses, or of resident members of a partnership or corporation as allowed by the Department of Revenue.
8. Through 2024, amounts equal to 25% of contributions to a College Savings Pool or Illinois Prepaid Tuition Trust Fund account that match contributions made by an employee (not to exceed \$500 per contributing employee per tax year). The credit may be carried forward 5 years.

9. For 2018 through 2026, 25% of qualified costs to restore and preserve a qualified historic structure in a River Edge Redevelopment Zone, if those costs are at least \$5,000 and exceed the adjusted basis of the structure on the first day of rehabilitation. (This credit has been available since 2012, but the qualifications for it were slightly different before 2018. This credit is not available if the taxpayer claims the following credit for rehabilitating a historic structure.)
10. For tax years 2019 through 2023, 25% of qualified costs to rehabilitate a historic structure that (1) are at least \$5,000 and (2) exceed the structure's adjusted basis before rehabilitation, with Department of Natural Resources approval. Credits cannot exceed \$3 million per project, or total more than \$15 million per year. (This credit is not available if the taxpayer claims the preceding credit for restoring a historic structure in a River Edge Redevelopment Zone.)
11. Up to \$500 of instructional materials for a classroom if bought by a teacher, counselor, or principal.
12. Through 2023, 75% of the amount of a gift to an organization that offers private school scholarships, up to an annual credit of \$1 million per taxpayer. A statewide total of up to \$75 million in credits may be allowed annually. The credit may be carried forward 5 years.
13. The amount of a taxpayer's federal adoption tax credit, up to \$2,000 (\$5,000 for a child who was at least 1 year old and lived in Illinois when the adoption expenses were incurred).
14. 0.5% of the basis in property placed in service at the site of a Reimagining Energy and Vehicles in Illinois project.
15. Starting in 2025, 0.5% of the basis in property placed in service at the site of a Manufacturing Illinois Chips for Real Opportunity project.

History: The individual income tax was enacted in 1969 at a rate of 2.5%. The rate was temporarily raised to 3% from January 1, 1983 to June 30, 1984; it reverted to 2.5% on July 1, 1984; and it rose again to 3% on July 1, 1989. It was scheduled to fall to 2.75% later; but on July 1, 1993 the 3% rate became fixed. The rate was increased to 5% effective January 1, 2011. It dropped as scheduled to 3.75% on January 1, 2015, and was scheduled to drop to 3.25% on January 1, 2025. A 2017 law raised the rate from 3.75% to 4.95% on July 1, 2017. It is not scheduled to change again.

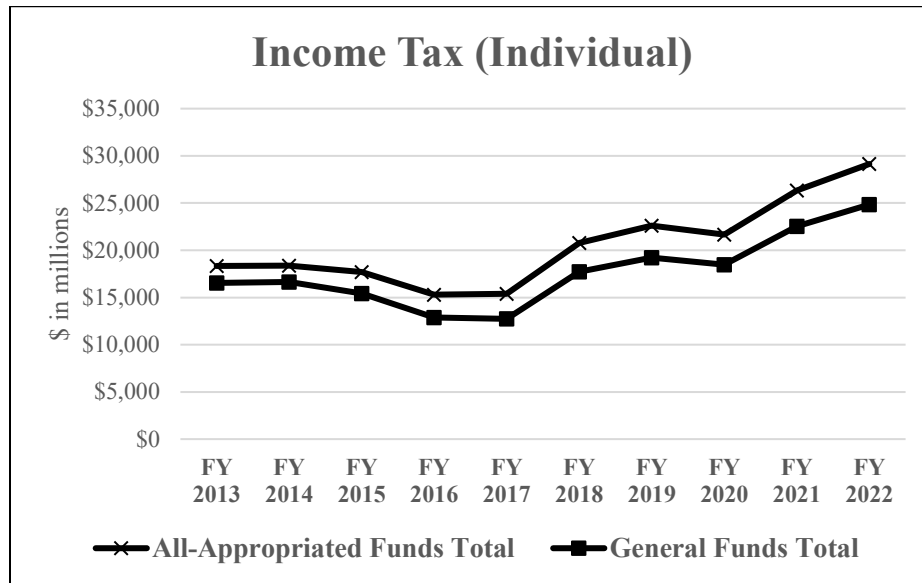
The personal exemption was raised from \$2,000 to \$2,050 for tax year 2012, and was indexed for inflation during the 4 years after that. In 2017 that law sunsetted and the exemption reverted to \$2,000. A 2018 law reinstated the basic exemption at \$2,050 plus inflation since 2011; the exemption is scheduled to drop to \$1,000 after tax year 2023. Another 2012 law increased the state earned income tax credit from 5% to 7.5% of the federal credit in 2012 and 10% of the federal credit starting in 2013. A 2017 law increased it again, to 14% of the federal credit in 2017 and 18% afterward; a 2022 law raised it to 20% beginning in 2023. The 2017 law also increased from \$500 to \$750 the maximum education expense credit; added means testing for the credit, the property tax credit, and the personal exemptions; and added the credit for instructional materials bought by school personnel for classroom use.

A 2021 Illinois act allows private partnerships and S corporations (which are treated similarly to partnerships for tax purposes) the option to pay tax, at a 4.95% rate, on their net income for tax years 2021 through 2025. If such a business does so, its partner-owners will not have to pay Illinois individual income tax on their shares of its net income. Thus, that tax becomes a federal deduction for the business rather than for its individual owners, to that extent avoiding the \$10,000 federal limit on state and local taxes that an individual taxpayer can deduct in calculating federally taxable income.

A tax amnesty program in fiscal year 2004 allowed taxpayers to pay outstanding tax liabilities without penalty or interest; collections totaled \$40,156,054. A fiscal year 2011 amnesty collected \$40,869,220.

State Revenue History of the Income Tax (Individual) <i>\$ in millions</i>				
Fiscal Year	General Funds Total	% Change	All-Appropriated Funds Total	% Change
FY 2013	\$16,538	6.6%	\$18,324	7.8%
FY 2014	\$16,642	0.6%	\$18,388	0.3%
FY 2015	\$15,433	-7.3%	\$17,682	-3.8%
FY 2016	\$12,890	-16.5%	\$15,301	-13.5%
FY 2017	\$12,737	-1.2%	\$15,385	0.5%
FY 2018	\$17,725	39.2%	\$20,785	35.1%
FY 2019	\$19,236	8.5%	\$22,604	8.8%
FY 2020	\$18,471	-4.0%	\$21,658	-4.2%
FY 2021	\$22,525	21.9%	\$26,352	21.7%
FY 2022	\$24,839	10.3%	\$29,137	10.6%

Source: Illinois Comptroller's Traditional Budgetary Financial Report.



Distribution:

1. 9.25% of gross receipts were deposited into the Income Tax Refund Fund for FY 2022. The Department of Revenue adjusts this percentage annually under a statutory formula in years when it is not set by law. The percentage is 9.25% for FY 2023. Any surplus in the Refund Fund at the end of the fiscal year goes to the General Revenue Fund.
2. Of the remainder:
 - (a) 6.16%, plus 6.85% of corporate income tax proceeds, to the Local Government Distributive Fund. For fiscal year 2018, the deposit was reduced 10% to offset two extra payments local

governments are to receive that year due to a change in how the funds are deposited (directly into the Local Government Distributive Fund, instead of being transferred there from the GRF). Deposits were reduced 5% in FY 2019 and 2020 only.

- (b) 7.3% to the Education Assistance Fund.
- (c) 5% of individual income tax cash receipts collected during the previous fiscal year by the Illinois Department of Revenue's Audit Bureau (net of amounts deposited into the Income Tax Refund Fund) to the Tax Compliance and Administration Fund, to fund additional auditors and compliance personnel at the Department.
- (d) From February 1, 2015 through January 31, 2025, $\frac{1}{30}$ (3.3%) goes to the Fund for the Advancement of Education.
- (e) From February 1, 2015 through January 31, 2025, $\frac{1}{30}$ (3.3%) goes to the Commitment to Human Services Fund.
- (f) The remainder to the General Revenue Fund.

Other taxes on personal income

Federal: The federal income tax has 7 brackets for individual taxpayers, with marginal rates of 10%, 12%, 22%, 24%, 32%, 35%, and 37%.

Local: No local tax is authorized by statute. The Illinois Constitution prohibits even home-rule units from imposing income taxes without statutory authorization.

Comparison of states' taxes

Individual income taxes are levied at graduated rates in 29 states. Their rates range from 0.25% to 13.3%, in 3 to 12 brackets. Illinois is among the 13 states that impose individual income taxes at flat rates. The remaining eight states have no individual income tax: Alaska, Florida, Nevada, South Dakota, Tennessee, Texas, Washington, and Wyoming. (Tennessee's tax on interest and dividends was eliminated effective in 2021.)

The 13 states with flat rates are:

<i>State</i>	<i>Rate(s)</i>	<i>Base</i>
Massachusetts	12.0 %	Net short-term capital gains
	5.0	Interest and dividend income; wages, salaries, pensions, and long-term capital gains
		(Plus 4% on taxable income over \$1 million)
Idaho	5.8	Taxable income (as described in statute)
Mississippi*	5.0	Taxable income over \$10,000 (as described in statute)
Illinois	4.95	Adjusted gross income
Utah	4.85	Taxable income (as described in statute)
North Carolina†	4.75	Taxable income (as described in statute)

Kentucky	4.5%	Net income (as described in statute)
Colorado	4.4	Federal taxable income under Internal Revenue Code §63
Michigan	4.25	Taxable income (as described in statute)
New Hampshire ^Δ	4.0	Interest and dividend income
Indiana	3.15	Adjusted gross income
Pennsylvania	3.07	Specified classes of income
Arizona	2.5	Taxable income (as described in statute)

* Mississippi does not tax income up to \$10,000. The rate is scheduled to decline as follows: 4.7% for 2024; 4.4% for 2025; and 4% for 2026 and after.

† North Carolina's rate is scheduled to decline as follows: 4.6% for 2024; 4.5% for 2025; 4.25% for 2026; and 3.99% for 2027 and after.

Δ New Hampshire's rate is scheduled to decline as follows: 3% for 2024; 2% for 2025; 1% for 2026; and 0% after that.

Insurance Taxes and Fees

The state imposes a number of taxes and fees on insurance companies. Foreign companies (those not incorporated in Illinois) pay a privilege tax. All companies writing fire or fire-related policies, including domestic companies, pay a fire marshal's tax. Insurance brokers writing nonstandard policies (such as coverage for amusement parks) of companies not licensed to do business in Illinois pay a surplus line producer's tax. "Industrial insureds" that buy insurance from unauthorized insurers also pay the surplus line producer's tax and the fire marshal's tax. Administered by Department of Insurance. (215 ILCS 5/408 to 5/416 and 5/445; 425 ILCS 25/12)

Various fees are also imposed on the activities of insurance companies. The fee collecting the most revenue is based on amounts of life insurance that domestic companies have in force in the state.

Rate and base:

1. Privilege tax on insurers and HMOs:
 - (a) 0.4% of net taxable written premiums for accident and health insurance.
 - (b) 0.5% of net taxable written premiums for all other types of insurance.
2. Fire marshal's tax: 1% of premiums on fire or fire-related insurance policies.
3. Surplus line producer's tax: 3.5% of gross insurance premiums from policies issued in Illinois. "Industrial insureds" (businesses meeting minimum requirements for size or annual revenues) that buy insurance from insurers not authorized to do business in Illinois pay 0.5% of gross premiums, plus the fire marshal's tax.
4. Workers' Compensation Commission Operations Fund Surcharge: 1.01% of direct written premiums for workers' compensation liability insurance.
5. Numerous other fees on particular types of insurance activities.

History: A 2% privilege tax on foreign companies was enacted in 1853, and retained when the state's insurance laws were consolidated into an Illinois Insurance Code in 1937. That tax was held unconstitutional by the Illinois Supreme Court in 1997. A new privilege tax, on all insurance companies, was enacted in 1998.

The fire marshal's tax was enacted in 1909 at a rate of 0.5% of all fire and fire-related insurance premiums paid in Illinois. The rate dropped to 0.25% in 1931, reverted to 0.5% in 1941, and doubled to 1% in 1979.

The surplus line producer's tax was enacted in 1937 at the rate of 2% of gross insurance premiums on surplus line policies in Illinois. It rose to 3% in 1963. A 2003 law increased the rate to 3.5%.

A life insurance policy fee on domestic companies of 3¢ per \$1,000 of direct life insurance policies in force was enacted in 1979, but abolished in 1998.

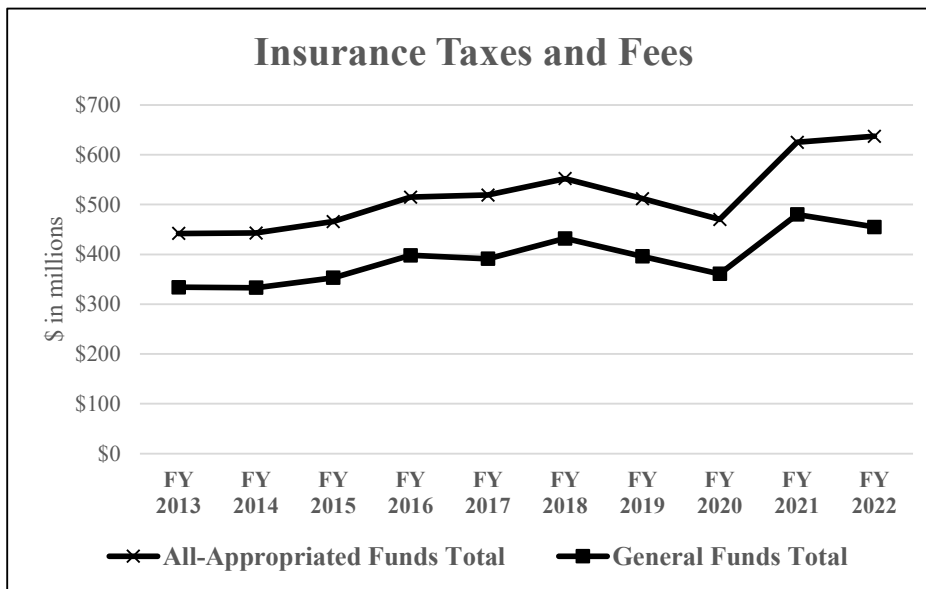
The Illinois Workers' Compensation Commission Operations Fund Surcharge was enacted in 2003 at a rate of 1.5% of direct written premiums for employers' liabilities under the Workers' Compensation Act (820 ILCS 305/1 ff.) or Workers' Occupational Diseases Act (820 ILCS 310/1 ff.). The surcharge was reduced to 1.01% in 2004. It is imposed on every company licensed or authorized by the Department of Insurance.

Beginning in 2015, "industrial insureds" (businesses meeting minimum requirements for size or annual revenues) that buy insurance from insurers not authorized to do business in Illinois are required to pay a

tax equal to the surplus line producer’s tax and the fire marshal’s tax. In 2018 the tax rate for industrial insureds was reduced from the 3.5% surplus line producer tax rate to 0.5%.

State Revenue History of the Insurance Taxes and Fees <i>\$ in millions</i>				
Fiscal Year	General Funds Total	% Change	All-Appropriated Funds Total	% Change
FY 2013	\$334	-3.2%	\$442	-1.1%
FY 2014	\$333	-0.3%	\$443	0.2%
FY 2015	\$353	6.0%	\$466	5.2%
FY 2016	\$398	12.7%	\$515	10.5%
FY 2017	\$391	-1.8%	\$519	0.8%
FY 2018	\$432	10.5%	\$552	6.4%
FY 2019	\$396	-8.3%	\$512	-7.2%
FY 2020	\$361	-8.8%	\$470	-8.2%
FY 2021	\$480	33.0%	\$625	33.0%
FY 2022	\$455	-5.2%	\$637	1.9%

Source: Illinois Comptroller's Traditional Budgetary Financial Report.



Distribution:

1. Insurance taxes and fees to the General Revenue Fund.
2. Insurance fees imposed under 215 ILCS 5/408, and up to 2% of the surcharge on workers’ compensation premiums, to the Insurance Financial Regulation Fund.
3. Fire marshal’s tax to the Fire Prevention Fund.
4. Fees collected from companies writing workers’ compensation and employers’ liability insurance policies to the Insurance Producers’ Administration Fund.

5. An amount determined annually by the Department of Insurance needed to refund overpayments of tax to the Insurance Premium Tax Refund Fund.
6. Illinois Workers' Compensation Commission Operations Fund Surcharge to Illinois Workers' Compensation Commission Operations Fund.

Other taxes on insurance companies

Federal: Foreign insurance companies pay taxes at these rates:

1. 4% of premiums on casualty insurance and indemnity bonds.
2. 1% of premiums on life insurance, sickness and accident policies, and annuity contracts.
3. 1% of premiums on reinsurance under policies listed above.

Local: In each municipality having a fire department or fire protection district, insurance companies incorporated outside Illinois are to pay 2% of gross premiums on fire insurance policies issued on property within the municipality's boundaries. Proceeds go to the fire department's foreign fire insurance board for "the maintenance, use, and benefit of the fire department." (65 ILCS 5/11-10-1 ff.)

Other taxes by non-home-rule units are prohibited by statute. Home-rule taxation likely is prohibited by the Illinois Constitution, Art. 7, subsec. 6(e) as a tax on occupations.

Other states' taxes

All other states impose a variety of privilege taxes and fees on insurers. Sixteen states have rates under 2%; 27 have rates between 2% and 3%; and four have rates over 3%. Kentucky taxes non-life mutual companies at 2% of premiums; most other insurers must collect and pay a surcharge of \$1.80 per \$100 of premiums or other charges. Louisiana imposes a \$140 minimum tax if a company's total annual premiums are \$7,000 or less, and adds \$225 per \$10,000 of premiums over \$7,000.

Insurance tax rates are complicated by "retaliatory" taxes that nearly every state has. These impose higher rates on insurers from any state that taxes out-of-state insurers at a higher rate than its own insurers.

Some HMO and managed-care organization taxes are described as health-care assessments, which are listed beginning on page 47.

Liquor Taxes and Fees

A tax is imposed on the privilege of making or distributing alcoholic beverages in Illinois, based on beverage type and volume. The Illinois Liquor Control Commission also imposes a variety of annual fees on each maker, distributor, and retail seller. Administered by Department of Revenue. (235 ILCS 5/8-1 ff.)

Rate and base (per gallon): 23.1¢ on beer and cider with 0.5% to 7% alcohol; \$1.39 on wine (excluding cider with up to 7% alcohol); and \$8.55 on distilled liquor. Annual Liquor Control Commission fees are \$750 for retail sellers, and \$350 to \$5,000 on some manufacturers.

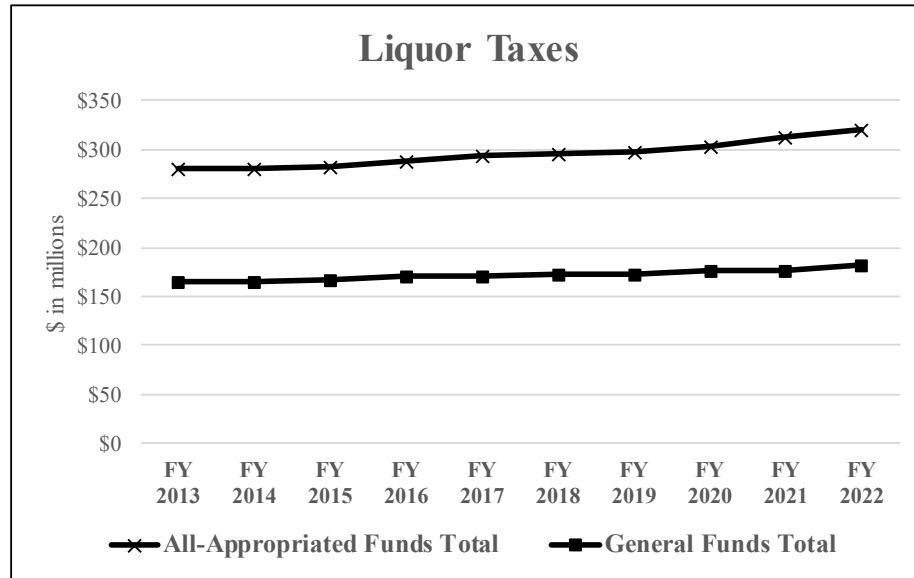
History: The present liquor tax was enacted in 1934. Rates since then are shown below.

<i>Year</i>	<i>Rate per gallon</i>			
	<i>Beer and cider</i>	<i>Wine up to 14% alcohol</i>	<i>Wine over 14% alcohol</i>	<i>Distilled liquor</i>
1934	2 ¢	\$0.10	\$0.25	\$0.50
1941	4	0.15	0.40	1.00
1959	6	0.23	0.60	1.52
1969	7	0.23	0.60	2.00
1999	18.5	0.73	0.73	4.50
2009	23.1	1.39	1.39	8.55

A tax amnesty program in fiscal year 2004 allowed taxpayers to pay outstanding tax liabilities without penalty or interest. Collections totaled \$16,669. An amnesty program in fiscal year 2011 brought in \$65,821. Annual fees were increased for most license classes beginning August 26, 2016.

State Revenue History of the Liquor Taxes <i>\$ in millions</i>				
Fiscal Year	General Funds Total	% Change	All- Appropriated Funds Total	% Change
FY 2013	\$165	0.6%	\$280	0.4%
FY 2014	\$165	0.0%	\$280	0.0%
FY 2015	\$167	1.2%	\$283	1.1%
FY 2016	\$170	1.8%	\$288	1.8%
FY 2017	\$171	0.6%	\$294	2.1%
FY 2018	\$172	0.6%	\$296	0.7%
FY 2019	\$172	0.0%	\$297	0.3%
FY 2020	\$177	2.9%	\$303	2.0%
FY 2021	\$177	0.0%	\$312	3.0%
FY 2022	\$183	3.4%	\$320	2.6%

Source: Illinois Comptroller's Traditional Budgetary Financial Report.



Collections by beverage type

The Department of Revenue, in reporting liquor tax revenue to the Comptroller, lists only total revenue, not classified by type of beverage. The estimates below show collections (in millions of dollars) by beverage class, based on sales data from the Department of Revenue. (Starting in fiscal year 2010, the data include revenue from sales of liquor on airlines, which are reported separately from other sales. Sales by direct wine shippers are also reported separately, but in categories slightly different from those for sales by other sources. Starting in fiscal year 2012, they are included in the “over 14% but less than 20%” category.)

<i>Fiscal year</i>	<i>Beer</i>		<i>Liquor 20% or more alcohol</i>	
	<i>Amount</i>	<i>Change</i>	<i>Amount</i>	<i>Change</i>
2013	\$60.7	-3.3%	\$172.3	3.4%
2014	61.5	1.4	170.5	-1.1
2015	60.6	-1.5	173.3	1.6
2016	61.7	1.8	177.2	2.3
2017	59.2	-4.1	180.7	2.0
2018	58.6	-1.0	184.1	1.9
2019	57.5	-1.9	189.5	2.9
2020	57.4	-0.2	190.2	0.4
2021	56.7	-1.2	204.0	7.3
2022	55.5	-2.1	207.6	1.8

<i>Fiscal year</i>	<i>Wine or liquor up to 14% alcohol</i>		<i>Wine or liquor over 14% but less than 20% alcohol</i>	
	<i>Amount</i>	<i>Change</i>	<i>Amount</i>	<i>Change</i>
2013	\$43.7	-1.7%	\$5.0	10.4%
2014	43.6	-0.1	4.8	-3.3
2015	44.2	1.4	5.2	8.3
2016	45.0	1.8	5.5	5.8
2017	44.5	-1.1	5.7	3.6
2018	46.1	3.6	6.0	5.3
2019	45.7	-0.9	6.4	6.7
2020	47.0	2.8	6.8	6.2
2021	48.3	2.8	7.7	13.2
2022	47.8	-1.0	8.0	3.9

Distribution:

1. Liquor tax revenue to the General Revenue Fund, except that revenue due to the 2009 rate increases goes to the Capital Projects Fund.
2. Retailer's license fee:
 - (a) \$375 to the Dram Shop Fund.
 - (b) \$375 to the General Revenue Fund.
3. All other license fees to the Dram Shop Fund.

Other taxes on alcoholic beverages

Federal: The federal tax on distilled liquor is based on the number of "proof gallons" sold. A proof gallon is a gallon of liquor containing 50% alcohol (equivalent in alcohol content to $\frac{1}{2}$ gallon of pure alcohol). The rate has been \$13.50 per proof gallon since 1991. The rate is based on the alcohol content of a beverage. As examples, an 80-proof beverage (40% alcohol) is taxed at \$10.80 per gallon of beverage ($\$13.50 \times 80\% = \10.80); 100-proof at \$13.50; and 120-proof at \$16.20.

<i>Beverage class</i>	<i>Tax per gallon</i>
Beer	\$ 0.58
Wines	
Up to 16% alcohol	1.07
16.01% to 21% alcohol	1.57
21.01% to 24% alcohol	3.15
Artificially carbonated	3.30
Sparkling	3.40
Hard cider	0.226
Distilled liquor (per 100-proof gallon)	13.50

Local: Municipalities and counties collect liquor fees. Home-rule units can impose taxes. Cook County's tax rates per gallon are: 9¢ on beer, 24¢ on alcoholic beverages with up to 14% alcohol, 45¢ on alcoholic beverages over 14% but less than 20% alcohol, and \$2.50 on alcoholic beverages with 20% or

more alcohol. Chicago’s tax rates per gallon are: 29¢ on beer, 36¢ on alcoholic liquor up to 14% alcohol, 89¢ on alcoholic liquor over 14% but less than 20% alcohol, and \$2.68 on distilled liquor or wines with 20% or more alcohol.

Comparison of states’ taxes

States’ taxes on alcoholic beverages vary greatly. All states license and tax sellers of beer. Forty-seven states (including Illinois) license and tax sellers of wine, and 33 states (including Illinois) license and tax sellers of distilled spirits (rather than selling them from state-run stores). The approximate ranges of rates in the states that license sellers are:

<i>Beverage class</i>	<u><i>Rates per gallon</i></u>		
Beer	\$0.02 (Wyoming)	to	\$ 1.29 (Tennessee)
Wine up to 14%	0.20 (California)	to	2.50 (Alaska)
Wine over 14%	0.28 (Colorado)	to	9.16 (Alabama) (over 16.5%)
Spirits	1.50 (Maryland)	to	14.27 (Washington)

Seventeen states are liquor monopoly states, which sell liquor from state-run stores:

- | | |
|----------------|---------------|
| Alabama | Oregon |
| Idaho | Pennsylvania |
| Iowa | Utah |
| Maine | Vermont |
| Michigan | Virginia |
| Mississippi | West Virginia |
| Montana | Wyoming |
| New Hampshire | |
| North Carolina | |
| Ohio | |

Lottery

The Illinois State Lottery was authorized in 1974. It gets revenues from ticket sales; agent fees; and interest on funds held. After the Lottery pays prizes, agent commissions, and administrative costs, net receipts go to the Common School Fund. Administered by Department of the Lottery. (20 ILCS 1605/1 ff.)

Rate and base: The lottery law initially provided that “net lottery revenue” could never be less than 40% of total revenue from lottery ticket sales. That made it difficult to finance the startup costs of a daily game. An exception authorizing net revenue to fall below 40% was enacted for fiscal years 1979 through 1981 to allow operation of a daily game. The 40% minimum was repealed in 1981.

History: Total lottery revenue and net receipts to the state were substantial in fiscal years 1975 and 1976, but by fiscal year 1979 had dropped almost 62%. Variations of the 50¢ and \$1 games were tried, but none brought in revenue at levels matching those of fiscal year 1976.

A daily online game (Pick 3) was started in 1980, bringing a significant increase in sales (about 24% higher in fiscal year 1981 than in 1976). In 1984 a second daily game (Pick 4) was added. Although several years saw flat or slightly declining sales, the overall sales trend was upward, with gross sales exceeding \$2 billion in fiscal year 2007. A third daily game (My3) was added in 2012, but was discontinued in 2014.

A weekly “Lotto” game was added in 1983. A second weekly “Lotto” game was added in 1986 but replaced with “Lotto 7” in 1987. “Lotto 7” was replaced in 1988 with a game now called “Lucky Day.” The “Lotto” game returned to its twice-weekly drawing format in 1990; was expanded to five days a week in 1998; became a daily game in 2004; it currently has three drawings per week.

Current lottery games include the three twice-daily games (Pick 3, Pick 4, and “Lucky Day”); “Lotto” with three drawings per week; and about 58 instant games. What is now called “Mega Millions”—a multistate lotto game conducted with 44 other states—began in September 1996 with drawings on Tuesdays and Fridays. Powerball—a multistate lottery that Illinois joined in 2010—is conducted jointly with 44 other states and has drawings on Wednesdays and Saturdays. An occasional Millionaire Raffle, in which four prizes of \$1 million and numerous lesser prizes are awarded, began in February 2007.

A 2009 law required the Department of Revenue (now the Department of the Lottery) to contract with a private manager to manage lottery operations. The private manager was to implement a pilot program to sell lottery tickets on the Internet if the U.S. Department of Justice approved. A 2012 law allowed Powerball to be added to the pilot program. A 2016 law removed the word “pilot” in describing the program, but added that the law authorizing the sale of lottery tickets on the Internet would be repealed on July 1, 2017. That date was later delayed to July 1, 2018, and then July 1, 2019. A 2019 law extended it to July 1, 2022, and authorized the sale of draw games that are offered at retail locations. In 2022 it was extended again to July 1, 2025.

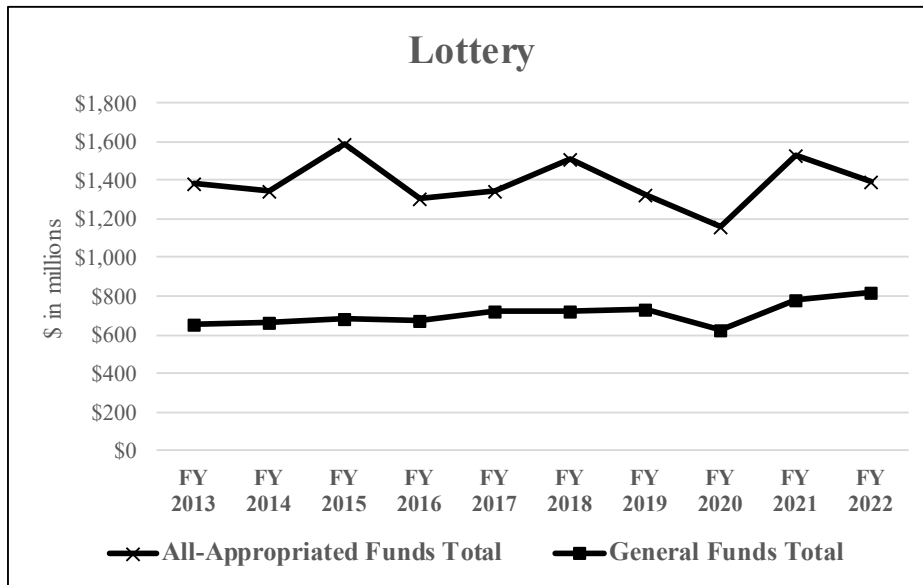
The Department of Revenue contracted for Northstar Lottery Group to manage lottery operations starting on July 1, 2011. Then-Governor Quinn acted to terminate the contract in December 2014, but the Illinois Attorney General disapproved the termination agreement. On September 18, 2015, Governor Rauner announced an agreement under which Northstar Lottery Group would be terminated on January 1, 2017 or when the state selected a new private manager—whichever occurred first. Camelot Illinois took over on January 2, 2018.

A provision enacted in 1985, as amended, requires that net lottery revenues after administrative expenses be deposited into the Common School Fund, excluding the net proceeds of these nine special games: (1) a “Carolyn Adams Ticket for the Cure” scratch-off game, to the Carolyn Adams Ticket for the Cure Grant Fund to fund breast cancer research and provide services to patients (20 ILCS 1605/21.5); (2) a scratch-off game to benefit Illinois Veterans, to the Illinois Veterans Assistance Fund for research or services related to veterans’ behavioral health services, homelessness, health insurance costs (limited to 20% of net revenue), disability benefits, long-term care, veteran employment and employment training, and emergency financial assistance (20 ILCS 1605/21.6); (3) a “Quality of Life” scratch-off game for the Quality of Life Endowment Fund, to be appropriated to the Department of Public Health for HIV/AIDS prevention education and grants to organizations serving people at risk for HIV/AIDS; (4) a “Scratch-Out Multiple Sclerosis” scratch-off game for the Multiple Sclerosis Research Fund, for appropriation to the Illinois Department of Public Health for grants to organizations researching ways to repair damage from multiple sclerosis (20 ILCS 1605/21.7); (5) a “Go For The Gold” scratch-off game for the Special Olympics Illinois and Special Children’s Charities Fund, for appropriation to the Department of Human Services for distribution to Special Olympics Illinois (75%) and Special Children’s Charities (25%) (20 ILCS 1605/21.9); (6) starting in 2019, a scratch-off game for state police memorials, to the Criminal Justice Information Projects Fund for equal distribution to the Chicago Police Memorial Foundation Fund, the Police Memorial Committee Fund, and the Illinois State Police Memorial Park Fund for building memorials, holding commemorations, giving scholarships, helping police officers and their families when an officer is killed or injured on duty, and buying bulletproof vests for officers; (7) starting July 1, 2019, a scratch-off game for the Homelessness Prevention Revenue Fund, for grants to homelessness prevention and assistance projects; (8) in 2020 only, a scratch-off game for the School STEAM Grant Program Fund, for the State Board of Education to fund school STEAM (science, technology, engineering, art, and math) grants; and (9) through 2024 only, a scratch-off game for the Alzheimer’s Awareness Fund.

Transfers of net proceeds for fiscal year 2022 were as follows: Carolyn Adams Ticket for the Cure Grant Fund, \$878,214; Veterans Assistance Fund, \$1,348,790; Quality of Life Endowment Fund, \$1,293,682; Multiple Sclerosis Research Fund, \$1,376,309; Special Olympics Illinois and Special Children’s Charities Fund, \$999,650; Criminal Justice Information Projects Fund for police memorials, \$1,154,923; Homelessness Prevention Revenue Fund, \$1,142,290; Alzheimer’s Awareness Fund, \$1,204,381; and School STEAM Grant Program Fund, \$669. From fiscal years 2011 through 2022, monthly transfers to the Common School Fund were to equal the transfers in the same month in fiscal year 2009 as adjusted for inflation, with any remainder (except profits from dedicated lottery tickets listed above) going to the Capital Projects Fund. Starting in FY 2023, all net proceeds, except those from dedicated lottery tickets, go to the Common School Fund.

State Revenue History of the Lottery \$ in millions				
Fiscal Year	General Funds Total	% Change	All-Appropriated Funds Total	% Change
FY 2013	\$656	2.5%	\$1,388	-7.6%
FY 2014	\$668	1.8%	\$1,341	-3.4%
FY 2015	\$679	1.6%	\$1,589	18.5%
FY 2016	\$677	-0.3%	\$1,308	-17.7%
FY 2017	\$720	6.4%	\$1,341	2.5%
FY 2018	\$719	-0.1%	\$1,510	12.6%
FY 2019	\$731	1.7%	\$1,330	-11.9%
FY 2020	\$630	-13.8%	\$1,164	-12.5%
FY 2021	\$777	23.3%	\$1,528	31.3%
FY 2022	\$820	5.5%	\$1,397	-8.6%

Source: Illinois Comptroller's Traditional Budgetary Financial Report.



Distribution: Net revenue to the Common School Fund. (About 64% of gross revenue goes for prizes; 6% for agents’ commissions; and 5% for other operating expenses.)

Other revenue from lotteries

Federal: Lotteries authorized by state laws are exempt from federal gambling taxes.

Local: Lotteries are illegal except as authorized by Illinois law. All municipalities and counties are authorized to license raffles and charge license fees to be set by their governing bodies. Every county except Cook County must, and Cook County may, have a system for licensing nonprofit organizations to operate “poker runs.” (230 ILCS 15/1 ff.)

Comparison of states' lotteries

Forty-four states operate lotteries. All that have annual net receipts over \$200 million are listed below.

<i>State</i>	<i>Net receipts (millions)*</i>		<i>Change</i>
	<i>FY 2021</i>	<i>FY 2022</i>	
New York	\$3,591.0	\$3,608.0	0.5%
Florida	2,236.6	Δ	-
California	1,857.7	Δ	-
Texas	1,998.3	1,998.4	0.01
Georgia	1,545.0	1,474.0	-4.6
Ohio	1,359.0	1,405.4	3.4
Pennsylvania	1,302.6	1,195.2	-8.2
Massachusetts	1,112.6	1,105.4	-0.6
New Jersey	1,080.0	1,074.0	-0.6
Michigan	1,425.3	Δ	-
North Carolina	938.7	932.9	-0.6
Illinois†	785.9	833.3	6.0
Virginia	766.7	779.6	1.7
Oregon	654.4	910.5	39.1
Maryland	667.4	673.7	0.9
South Carolina	609.0	561.8	-7.8
West Virginia	559.0	545.7	-2.4
Tennessee	499.9	485.6	-2.9
Connecticut	418.0	402.1	-3.8
Missouri	397.2	386.4	-2.7
Indiana	375.5	346.8	-7.6
Kentucky	354.8	360.8	1.7
Rhode Island	301.8	388.6	28.8
Arizona	287.8	269.5	-6.4
Delaware	263.2	286.1	8.7

Notes

* These figures are from states' lottery annual reports or news releases, and from state officials.

† Figures for Illinois include receipts transferred to the Common School Fund and the Capital Projects Fund, and receipts from the nine kinds of special tickets, which are dedicated to special funds as described above.

Δ These states' FY 2022 net receipts were not available at publication time.

Motor Fuel Taxes

Motor fuel tax is imposed on the privilege of operating motor vehicles or watercraft on Illinois' public highways or waterways. It is paid by distributors and suppliers, who include it in the retail price; it is also payable by anyone who makes biodiesel fuel or biodiesel blends for self-use. Compressed natural gas used as a motor fuel is taxed the same as gasoline, and liquefied natural gas and propane used as motor fuels are taxed the same as diesel fuel. Those fuels are now required to be sold in gasoline or diesel fuel "gallon equivalents" as defined in the law. Aircraft fuels are exempt. Administered by Department of Revenue. (35 ILCS 505/1 ff.) The Department also collects a tax of 0.3¢ per gallon, and an environmental impact fee of 0.8¢ per gallon, to fund cleanup of underground storage tanks. (35 ILCS 505/2a and 415 ILCS 125/301 ff.) Finally, Illinois' sales tax applies to motor fuel; see "Sales and Use Taxes" starting on page 117.

Rates and base:

1. Gasoline: 42.3¢ per gallon (Jan. 1, 2023 through June 30, 2023 rate).
2. Special fuel (primarily diesel fuel): 49.8¢ per gallon (Jan. 1, 2023 through June 30, 2023 rate).
3. Additional levies for the Underground Storage Tank Fund on gasoline, special fuel, kerosene, and home heating oil:
 - (a) 0.3¢ per gallon tax (until 2025).
 - (b) 0.8¢ per gallon environmental impact fee (until 2025).

History: A motor fuel tax was enacted in 1927 at 2¢ per gallon. Rates since then are shown below.

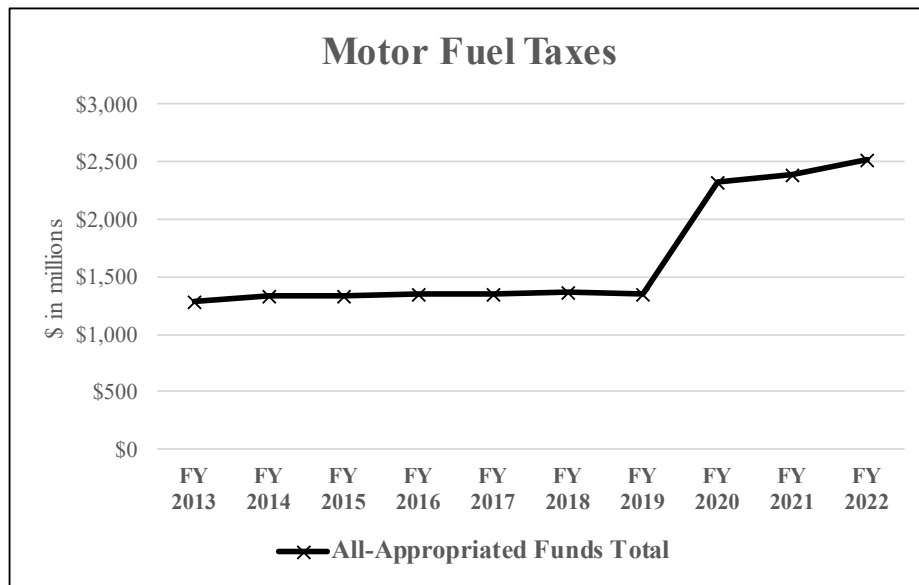
<i>Year</i>	<i>Tax per gallon</i>		<i>Year</i>	<i>Tax per gallon</i>	
	<i>Gasoline</i>	<i>Diesel fuel</i>		<i>Gasoline</i>	<i>Diesel fuel</i>
1927	2.0¢	2.0¢	1984	12.0¢	14.5¢
1929	3.0	3.0	1985	13.0	15.5
1951	4.0	4.0	1989	16.0	18.5
1953	5.0	5.0	1990	19.3	21.8
1967	6.0	6.0	1996	20.1	22.6
1969	7.5	7.5	2019	39.1*	46.6*
1983	11.0	13.5			

* The 2019 law raising the tax rates included a provision that the taxes on gasoline and special fuels are to be increased each July 1 by an amount equal to the percentage increase, if any, in the Consumer Price Index for All Urban Consumers for the 12 months through March of that year. Indexing was suspended for the first six months of FY 2023, and resumed in the last half of that fiscal year.

A leaking underground storage tank tax of 0.3¢ per gallon was added in 1990, and a 0.8¢ environmental impact fee in 1996. A tax amnesty program in fiscal year 2004 allowed taxpayers to pay outstanding tax liabilities without penalty or interest; collections totaled \$1,964,758. A fiscal year 2011 amnesty program collected \$766,394.

State Revenue History of the Motor Fuel Taxes <i>\$ in millions</i>				
Fiscal Year	General Funds Total	% Change	All-Appropriated Funds Total	% Change
FY 2013	\$0	N/A	\$1,292	-2.4%
FY 2014	\$0	N/A	\$1,326	2.6%
FY 2015	\$0	N/A	\$1,326	0.0%
FY 2016	\$0	N/A	\$1,354	2.1%
FY 2017	\$0	N/A	\$1,348	-0.4%
FY 2018	\$0	N/A	\$1,368	1.5%
FY 2019	\$0	N/A	\$1,351	-1.2%
FY 2020	\$0	N/A	\$2,319	71.7%
FY 2021	\$0	N/A	\$2,380	2.6%
FY 2022	\$0	N/A	\$2,523	6.0%

Source: Illinois Comptroller's Traditional Budgetary Financial Report.



Distribution: All motor fuel tax revenue goes to the Motor Fuel Tax Fund. Distributions from the Fund are as follows:

1. 2.5¢ per gallon from collections on special fuel to the State Construction Account Fund; remaining collections on special fuel to the Road Fund.
2. Increased collections due to the 2019 tax increase to the Transportation Renewal Fund.
3. \$5,040,000 per year to the State Boating Act Fund.
4. \$42 million per year to the Grade Crossing Protection Fund.
5. Costs of the Environmental Protection Agency for administering the Vehicle Emissions Inspection Law of 2005, to the Vehicle Inspection Fund.
6. Sufficient amounts to:

- (a) the Department of Revenue for administrative expenses and refunds; and
 - (b) the Department of Transportation to:
 - administer motor fuel tax distribution to local governments;
 - pay motor fuel taxes owed to other states under reciprocal agreements; and
 - pay Illinois Court of Claims judgments.
7. Of the remainder:
- (a) 45.6% is apportioned as follows:
 - 37% to the State Construction Account Fund; and
 - 63% to the Road Fund (\$15 million is reserved for bridge construction in townships and road districts); and
 - (b) 54.4% is apportioned as follows:
 - 49.10% to municipalities, distributed by population;
 - 16.74% to Cook County;
 - 18.27% to the other 101 counties in proportion to motor vehicle license fees collected in each county; and
 - 15.89% to townships and road districts, distributed among counties in proportion to township and road district mileage, and redistributed within each county in proportion to road mileage in each township or road district.

All revenue from the tax of 0.3¢ per gallon and the fee of 0.8¢ per gallon for underground storage tank cleanup, except revenue received on aviation fuel, goes to the Underground Storage Tank Fund (except in FY 2023 as described below). Revenue received on aviation fuel from December 1, 2019 through the end of 2020 went to the State Aviation Program Fund if federal requirements on aviation taxes' use for aviation purposes were binding on the state. Starting in 2021, neither of those charges applies to aviation fuel for as long as those federal revenue use requirements remain binding on the state. From July 1, 2022 through June 30, 2023, revenue from the 0.3¢ per gallon tax and the 0.8¢ per gallon fee is redirected to the Transportation Renewal Fund. Starting July 1, 2023, that revenue will again be deposited in the Underground Storage Tank Fund.

Other taxes on motor fuels

Federal: 18.4¢ per gallon on gasoline and 24.4¢ per gallon on diesel fuel.

Local: Home-rule units can tax motor fuels. Cook County collects 6¢ per gallon, and Chicago 8¢. DuPage, Kane, Lake, Will, and McHenry Counties can impose taxes up to 8¢ per gallon without referendum, subject to an inflation adjustment on June 1 of each year by the Department of Revenue. Each adjusted rate may not exceed the rate in effect on June 30 of the preceding year by more than 1¢. (55 ILCS 5/5-1035.1) The rates as of January 2023 are: Lake County, 4.2¢ per gallon; Kane, McHenry, and Will Counties, 4.4¢ per gallon; and DuPage County, 8.5¢ per gallon. Cook County municipalities may collect up to 3¢ per gallon without a referendum. (65 ILCS 5/8-11-2.3) Any Illinois municipality of over 100,000 can also impose a tax of 1¢ per gallon by referendum. (65 ILCS 5/8-11-15) At least 41 home-rule municipalities impose their own taxes. Home-rule taxes are summarized in the table on the next page. (Amounts in the "Total" column include the 42.3¢ state tax.)

	<i>County</i>	<i>City</i>	<i>Total</i>
Cook County	6.0¢	-	48.3¢
Alsip and Chicago	6.0	8.0¢	56.3
Cicero and Des Plaines	6.0	7.0	55.3
Evergreen Park and Oak Park	6.0	6.0	54.3
Burbank, Evanston, Lincolnwood, and Skokie	6.0	5.0	53.3
Morton Grove, Mount Prospect, Niles, Norridge, Park Ridge, Rolling Meadows, and Wilmette	6.0	4.0	52.3
Berwyn, Markham, Melrose Park, and Stickney	6.0	3.0	51.3
Carpentersville	6.0	2.0	50.3
Stone Park	6.0	1.0	49.3
DuPage County	8.5	-	50.8
Bolingbrook	8.5	9.0	59.8
Naperville and Woodridge	8.5	4.0	54.8
Downers Grove	8.5	1.5	52.8
Kane County	4.4	-	46.7
Lake County	4.2	-	46.5
North Chicago	4.2	5.0	51.5
Park City	4.2	1.0	47.5
McHenry County	4.4	-	46.7
Municipalities in other counties			
Danville	-	9.4¢	51.7
Carbondale	-	7.0	49.3
Romeoville	-	6.0	48.3
Peoria and Rock Island	-	5.0	47.3
Galesburg	-	4.5	46.8
Channahon, Joliet, and Pekin	-	4.0	46.3
Christopher, Freeport, and Sycamore	-	2.0	44.3
Moline	-	1.0	43.3

Other states' taxes

Motor fuel tax rates on gasoline and gasohol range from 8.95¢ per gallon in Alaska to 61.1¢ in Pennsylvania; rates on diesel fuel range from 8.95¢ in Alaska to 78.5¢ in Pennsylvania. Rates per gallon are fixed by law in 33 states. The other 17 (including Illinois) periodically adjust rates per gallon based on

the retail or wholesale price of motor fuel, or other factors such as inflation. The table below shows their latest known rates on gasoline.

<i>State</i>	<i>Variable rate</i>	<i>Adjusted every</i>	<i>Amount per gallon (January 2023)</i>
Pennsylvania	Oil company franchise tax rates times average wholesale price ¹	1 year	61.1 ¢
California	53.9¢ ²	1 year	55.9
Illinois	Based on Consumer Price Index	1 year	43.4³
Maryland	Based on Consumer Price Index and average retail price ⁴	1 year	42.7
North Carolina	Based on state population change and Consumer Price Index ⁵	1 year	40.75
West Virginia	5% of avg. wholesale price + a fixed rate ⁶	1 year	37.2
Rhode Island	Based on Consumer Price Index ⁷	2 years	35.0
Florida	Based on Consumer Price Index ⁸	1 year	37.296
Utah	16.5% of statewide average rack price ⁹	1 year	37.05
Vermont	Greater of 2% of avg. retail price or a fixed rate, plus greater of 4% of avg. retail price or a fixed rate ¹⁰	3 months	34
Iowa	Based on fuel distribution percentage ¹¹	1 year	30
Nebraska	5% of wholesale price + a fixed rate ¹²	6 months	29.9
Indiana	Based on Consumer Price Index and Indiana personal income ¹³	1 year	33.0
Georgia	Based on changes in fuel efficiency ¹⁴	1 year	31.2
Kentucky	9% of avg. wholesale price ¹⁵	1 year	26.0
New York	18.1¢ (2023) ¹⁶ + a fixed rate	1 year	26.15
Virginia	Based on Consumer Price Index ¹⁷	1 year	28.6

Notes

1. Oil company franchise tax rates are expressed in mills per gallon (converted to cents to calculate the fuel tax rate). A 2013 Pennsylvania law set average prices used in calculating those rates at \$1.87 for 2014 and \$2.49 for 2015 and 2016. After that, they are determined by the Department of Revenue, but may not be less than \$2.99.
2. Set annually by the California Board of Equalization at a rate intended to make up for the partial exemption of motor fuel sales from state sales tax. The fiscal year 2023 rate is 53.9¢ per gallon; the rate in this table includes an underground storage tank inspection fee of 2¢ per gallon. On July 1, 2020, the rate was adjusted by a percentage equal to the change in the California Consumer Price Index from November 1, 2017 through November 1, 2019. It will be adjusted every July 1 after that based on the increase in that Index in the preceding year.
3. The rate in the table includes 1.1¢ per gallon for underground storage tank fees.
4. May not change more than 8% from the previous rate. The rate includes a “sales and use tax equivalent rate” equal to 5% of the average annual retail price of motor fuel.
5. For 2017 the rate was 34¢ per gallon, plus or minus the sum of (a) 75% of the estimated percentage change in the state population for the year and (b) 25% of the annual percentage change in the Consumer Price Index for energy costs. In later years the rate is the preceding year’s rate with the same adjustments. The rate in the table above includes an inspection tax of 0.25¢ per gallon.
6. The average wholesale price as determined by the West Virginia Tax Department may not change more than 10% from the preceding year’s determination, nor may it fall below \$3.04 per gallon.
7. On July 1, 2015 and every other year afterward, the Division of Taxation is to adjust the rate based on any increase in the Consumer Price Index for All Urban Consumers. The minimum is 32¢ per gallon. For fiscal years 2022 through 2024, the rate is 34¢ per gallon. The rate in the table includes an environmental protection fee of 1¢ per gallon.
8. The rate shown in the table includes the following rates per gallon: a 20.2¢ state rate; a 14.9¢ minimum “local option” fuel tax; a 0.125¢ inspection fee; and 2.071¢ in environmental fees.
9. The rate was 16.5% of the average price for the preceding fiscal year, until 2019. Beginning then, the average price is calculated based on the preceding 3 fiscal years’ average price as published by a qualifying oil pricing service. The

average price may not fall below \$1.78 or exceed \$2.43. The rate in this table includes an environmental assurance fee of 0.0065¢ per gallon.

10. The rate in the table includes a petroleum cleanup fee of 1¢ per gallon.
11. Iowa’s rates are based on the “distribution percentage”—the number of gallons of gasohol distributed in the state as a percentage of the number of gallons of all motor fuels distributed in the state.
12. The total rate also includes an excise tax set annually by the Department of Roads at a rate intended to ensure sufficient funding for highway projects. The rate in the table includes a Petroleum Release Remedial Action Fee of 0.9¢ per gallon.
13. From July 1, 2017 through June 30, 2018 the rate was the lesser of 28¢ per gallon, or a rate based on (a) the preceding year’s change in the Consumer Price Index for All Urban Consumers and (b) total Indiana personal income. Beginning then, the Department of Revenue determines the rate annually based on those two factors; but each year’s rate may not exceed the preceding year’s rate by more than 1¢.
14. On July 1, 2016 and each year after, the Department of Revenue determines the average fuel efficiency of all new vehicles registered in the state in the preceding year, and adjusts the tax rate by the percentage change from that year. Until July 1, 2018, the resulting rate was also adjusted for inflation.
15. For fiscal year 2016, the average wholesale price is set at \$2.177 per gallon. After that, it is determined by the state Department of Revenue using surveys; but it may not be less than 90% or over 110% of the average wholesale price in the preceding year, or less than \$2.177 per gallon. The rate in the table includes a “supplemental highway user motor fuel tax” of 5¢ per gallon and an underground storage tank inspection fee of 1.4¢ per gallon.
16. The variable portion of New York’s rate is indexed to changes in the Producer Price Index for refined petroleum products.
17. The average wholesale price used to calculate the tax rate may not be below its level on February 20, 2013. Until July 1, 2020, the rate was a percentage of the statewide average wholesale price per gallon of gasoline. A 2020 law changed the rate to a flat 21.2¢ per gallon in FY 2021, and 26.2¢ per gallon in FY 2022. After that, the rate is to be adjusted annually based on inflation. The rate in the table includes an underground storage tank fee of 0.6¢ per gallon.

Sales taxes on motor fuel

Illinois is among eight states that impose general sales taxes on motor fuel sales:

California*	Indiana†
Florida	Michigan
Hawaii	New York ^Δ
Illinois	Virginia‡

* A reduced rate of 2.25% applies to gasoline sales.
 † Indiana collects a “gasoline use tax” from distributors, equal to 7% (the state sales tax rate) of the preceding month’s statewide average retail price per gallon of gasoline. This tax is included in the retail price. The law says the tax is considered equivalent to the state sales tax, and retailers are relieved from collecting sales tax on gasoline purchases. Special fuel (such as diesel fuel) is not subject to state sales tax.
 Δ New York collects state sales tax on motor fuel sales on a cents-per-gallon basis (8.75¢ within the Metropolitan Commuter Transportation District or 8¢ outside it), rather than applying the state sales tax percentage rate.
 ‡ A 2.1% sales tax applies in localities served by mass transit.

Connecticut has a “Petroleum Products Gross Earnings Tax” of 8.1% of a company’s gross earnings from initial sales of petroleum products in the state, which is included in the retail price. New Jersey has a “Petroleum Products Gross Receipts Tax” of 12.85% of a company’s gross receipts from initial sales of motor fuels in the state. It is converted to a rate of 30.9¢ per gallon (adjusted quarterly) for motor fuels, and is added to the retail price. An additional tax of 10.5¢ per gallon (13.5¢ for diesel fuel) is imposed.

Personal Property Tax Replacement Taxes

The Illinois Constitution of 1970 required that all *ad valorem* (value-based) personal property taxes be abolished by 1979. The personal property tax was already limited to businesses and trusts, because a 1970 amendment to the former (1870) Constitution had abolished it as to individuals. In 1979 the General Assembly replaced the personal property tax on businesses with an income tax on most businesses and an invested capital tax on public utilities. A 1997 law repealed the invested capital tax as to electricity distributors (except electric cooperatives) and telecommunications providers. Electricity distributors now pay a personal property tax replacement tax based on amounts of electricity delivered in Illinois; telecommunications providers pay a telecommunications infrastructure maintenance fee. Electric cooperatives still pay the invested capital tax. Administered by Department of Revenue. (35 ILCS 635/1 ff. (telecommunications companies); 615/2a.1 (gas distribution companies); 620/2a.1 (electric companies); and 625/3 (water companies))

1. Personal Property Tax Replacement Income Tax

This tax is imposed on the net income of corporations, business partnerships, trusts, and subchapter S corporations. Administered by Department of Revenue. (35 ILCS 5/201(c))

Rate and base:

1. Corporations: 2.5% of federal taxable income.
2. Partnerships, trusts, and subchapter S corporations: 1.5% of federal taxable income.

Since July 1, 1984, a 0.5% investment tax credit against this tax has been allowed for buying equipment used in manufacturing, mining, or retailing. A further 0.5% credit for buying such equipment is allowed if the company's Illinois employment base grew 1% over the preceding year's. These credits can be carried forward up to 5 years, but are not to apply to property acquired after 2018 unless it is bought under a contract made by the end of 2018. (35 ILCS 5/201(e))

History: The tax took effect July 1, 1979 at 2.85%. On January 1, 1981 its rate declined to 2.5%. An amnesty program in fiscal year 2011 collected \$146,047,542.

Distribution: A percentage (normally calculated by the Department of Revenue based on refunds and revenues) goes to the Income Tax Refund Fund. State law set this amount at 15% in fiscal year 2022 and 14.5% in fiscal year 2023.

Of the Personal Property Tax Replacement Income Tax cash receipts collected in the preceding fiscal year by the Illinois Department of Revenue's Audit Bureau (net of amounts deposited into the Income Tax Refund Fund), 5% goes to the Tax Compliance and Administration Fund, to fund additional auditors and compliance personnel at the Department.

The remainder goes to the Personal Property Tax Replacement Fund to be distributed as follows: 51.65% to local governments in Cook County based on their shares of personal property tax collections in 1976, and 48.35% to local governments in the other 101 counties based on their shares of personal property tax collections in 1977.

Other taxes in lieu of personal property taxes

Federal: None.

Local: None.

Other states

No other state imposes a tax based on the invested capital of public utility companies, or an income tax specifically designated to replace a personal property tax. Ohio has phased out its tangible personal property tax on businesses, and replaced some of that revenue with a tax on electric and natural gas utilities. A portion of Idaho’s sales tax replaces property tax revenue that would be collected if farm machinery and equipment were not exempted from that tax.

2. Invested Capital Tax

This tax is imposed on the invested capital of rural electric cooperatives and businesses that sell gas, electric, or water service. It does not apply to municipally owned electric and water companies, or to telephone cooperatives. (35 ILCS 615/2a.1, 620/2a.1(b), and 625/3)

Rate and base: The rate is 0.8% of capital invested in gas, electric, and water facilities in service during the taxable period. Invested capital is defined as the average of the totals at the beginning and end of the taxable period of shareholders’ equity and long-term debt attributable to Illinois, minus investments in and advances to all corporations, as set forth on balance sheets in the company’s annual report to the Illinois Commerce Commission for the taxable period.

History: The tax took effect July 1, 1979.

Distribution: Same as the distribution of Personal Property Tax Replacement Income Tax from the Personal Property Tax Replacement Fund.

3. Electricity Distribution Tax

This tax is imposed on electricity distributors other than electric cooperatives, based on numbers of kilowatt-hours (kwh) distributed. Annual revenue from this tax is limited to an amount that was set in 1998 at \$145.3 million and is increased each year as follows: the preceding year’s revenue is multiplied by the lesser of (a) the percentage increase in the Consumer Price Index for All Urban Consumers, All Items (CPI-U) for that year or (b) 5%. If that limit is exceeded in a year, the Department of Revenue will issue credit memoranda to reduce these taxpayers’ future liabilities. (35 ILCS 620/2a.1)

Rate and base:

	<i>Kwh distributed per month</i>	<i>Tax per kwh</i>
First	500 million	0.031¢
Next	1 billion	0.050
Next	2.5 billion	0.070
Next	4 billion	0.140
Next	7 billion	0.180
Next	3 billion	0.142
Over	18 billion	0.131

History: The tax took effect January 1, 1998.

Distribution: Same as the distribution of Personal Property Tax Replacement Income Tax from the Personal Property Tax Replacement Fund.

4. Telecommunications Infrastructure Maintenance Fee

This state tax is imposed on telecommunications services, including provision of messages or information through local, toll, and wide-area telephone services; channel, telegraph, teletypewriter, computer exchange, private line, and specialized mobile radio services; and any other transmission of messages or information by electronic or similar means, between or among points by wire, cable, fiber optics, laser, microwave, radio, satellite, or similar methods. (35 ILCS 635/10, 635/15, and 635/25b)

Rate and base: 0.5% of the retailer’s gross charges for non-wireless telecommunications services.

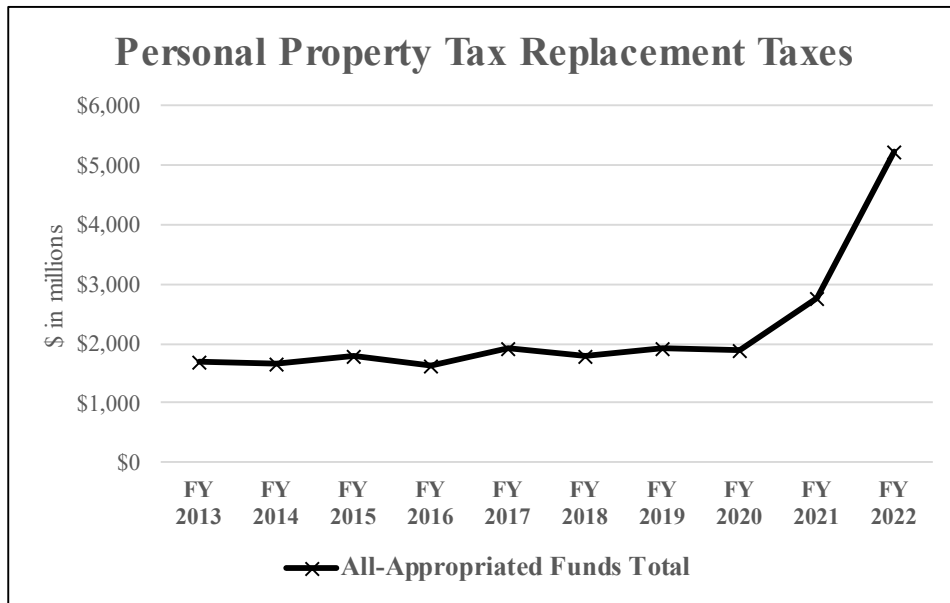
History: The tax took effect January 1, 1998. A tax amnesty program in fiscal year 2004 allowed taxpayers to pay outstanding tax liabilities without penalty or interest. Collections totaled \$442,627.

Distribution: Same as the distribution of Personal Property Tax Replacement Income Tax from the Tax Compliance and Administration Fund and the Personal Property Tax Replacement Fund.

Public utility companies report liability for both the Invested Capital Tax and the Electricity Distribution Tax to the Department of Revenue on the same tax form. The Department of Revenue reports to the Comptroller only total proceeds of the two taxes. The telecommunications infrastructure maintenance fee is reported separately. A fiscal year 2011 amnesty program collected a total of \$1,069,567 from those three taxes; \$14,253 was collected in fiscal year 2012.

State Revenue History of the Personal Property Tax Replacement Taxes <i>\$ in millions</i>				
Fiscal Year	General Funds Total	% Change	All-Appropriated Funds Total	% Change
FY 2013	\$0	N/A	\$1,690	15.8%
FY 2014	\$0	N/A	\$1,657	-2.0%
FY 2015	\$0	N/A	\$1,786	7.8%
FY 2016	\$0	N/A	\$1,628	-8.8%
FY 2017	\$0	N/A	\$1,922	18.1%
FY 2018	\$0	N/A	\$1,790	-6.9%
FY 2019	\$0	N/A	\$1,935	8.1%
FY 2020	\$0	N/A	\$1,881	-2.8%
FY 2021	\$0	N/A	\$2,761	46.8%
FY 2022	\$0	N/A	\$5,243	89.9%

Source: Illinois Comptroller's Traditional Budgetary Financial Report.



Public Utility Taxes

There is one tax each on companies that sell electricity, communications, and natural gas. In addition, communications and gas companies must pay an intrastate gross revenue tax to help fund the Illinois Commerce Commission. (Part of the Electricity Excise Tax described below also funds the Commission.)

1. Electricity Excise Tax

Until August 1, 1998, the Public Utilities Revenue Tax was based on gross revenues of companies distributing and selling electricity in Illinois. They were authorized to pass the tax on to users through a charge equal to the tax. On that date, the tax was replaced by a new Electricity Excise Tax on electric users in Illinois. Electric suppliers add the tax to residential customers' bills; the tax is based on the number of kilowatt-hours (kwh) used by each customer. Nonresidential customers can register as "self-assessing purchasers" and pay the tax directly to the Department of Revenue. Both the old and new laws exempt electricity used by municipalities to operate public transportation systems they own. Administered by Department of Revenue. (35 ILCS 640/2-1 ff.; see also 220 ILCS 5/9-222)

Rate and base:

Residential customers:

<u>Kwh used per month</u>	<u>Tax per kwh</u>	<u>Kwh used per month</u>	<u>Tax per kwh</u>
First 2,000	0.330¢	Next 2,000,000	0.270¢
Next 48,000	0.319	Next 2,000,000	0.254
Next 50,000	0.303	Next 5,000,000	0.233
Next 400,000	0.297	Next 10,000,000	0.207
Next 500,000	0.286	Over 20,000,000	0.202

Self-assessing (nonresidential) purchasers: 5.1% of purchase price.

Customers of municipal electric systems and rural electric cooperatives pay the lesser of (a) 0.32¢ per kilowatt-hour or (b) 5% of purchase price.

See "Note on Abatement of Public Utility Taxes" on page 99.

Exemption: A business enterprise classified by the Department of Commerce and Economic Opportunity as a "High Impact Business" is partly or fully exempt from this tax for up to 20 years, as determined by the Department, if it intends to do one of the following: (a) make a minimum investment of \$12 million and create 500 full-time jobs; (b) make a minimum investment of \$30 million and retain at least 1,500 full-time jobs at an Illinois location; (c) establish a new electric generating facility; (d) establish production operations at a new coal mine, re-establish production operations at a closed coal mine, or expand production at an existing coal mine; (e) construct new high-voltage electric transmission facilities or upgrade existing ones; (f) make a minimum investment of \$500 million, establish a fertilizer

plant, and create at least 125 full-time jobs; (g) establish new wind power facilities or expand existing ones; or (h) establish new utility-scale solar facilities or expand existing ones. (220 ILCS 5/9-222.1A and 20 ILCS 655/5.5(a)(3))

History: A 3% tax on public utilities' (electric) gross revenue was enacted in 1937. The rate changed three times in the 1960s, eventually settling in 1967 at 5% of gross revenue. In 1985 it was set at the lesser of 5% or 0.32¢ per kilowatt-hour sold. That tax was repealed by a 1997 law deregulating the electric industry, and replaced on August 1, 1998 with the new excise tax. On that date the excise tax also replaced the intrastate gross (electric) revenue tax of 0.08% used to fund the Illinois Commerce Commission. The General Assembly intended the excise tax to raise substantially the same amount of revenue as the former gross revenue taxes.

To encourage alternative energy production, electric utilities have been required to buy electricity from new qualified solid-waste-to-energy facilities (QSWEFs) in their service areas for 10 years (20 years if fueled by methane from a forest preserve district's landfill). QSWEFs use methane emitted by landfills as their primary fuel. Such a facility can take a credit against the Electricity Excise Tax until all capital costs to develop the facility are paid. At that time, the QSWEF must reimburse the Public Utility Fund and General Revenue Fund for the amount of credit taken. (220 ILCS 5/8-403.1) But recognition of new QSWEFs has been prohibited since June 30, 2006, and repayments were required only through January 31, 2013.

A tax amnesty program in fiscal year 2004 allowed taxpayers to pay outstanding tax liabilities without penalty or interest. Collections totaled \$246,969. A fiscal year 2011 amnesty collected \$51,288.

Distribution:

1. 97% to the General Revenue Fund.
2. 3% to the Public Utility Fund. (Of that 3%, \$5,000,004 annually goes to the General Revenue Fund.)

Other taxes on electric utilities

Federal: None.

Local: Each municipality can impose a tax on the privilege of using electricity in its territory. Rates decline with increasing electricity use by each customer, from 0.61¢ per kwh on the first 2,000 kwh per month to 0.30¢ per kwh on monthly usage over 20 million kwh. This tax may be passed on to some customers. (220 ILCS 5/9-221) On request by a municipality, the Commerce Commission can approve alternative maximum rates. This tax was authorized by a 1997 electric deregulation law, replacing the tax of 5% of electric companies' gross revenue. The new tax was allowed to be imposed on nonresidential customers that choose alternative electric suppliers. (65 ILCS 5/8-11-2) As of January 2023, about 97 municipalities were using alternative rates issued by the Illinois Commerce Commission.

Municipalities can also charge electricity deliverers a fee for using public rights of way. Such a fee would be based on monthly usage by each customer, declining from 0.53¢ per kwh on the first 2,000 kwh to 0.26¢ per kwh on amounts over 20 million kwh per month. (35 ILCS 645/5-5)

Other states' taxes

Taxes on gross receipts of electric companies vary widely. Rates range from under 1% to as high as 8.5%, or are based on kilowatt-hours used.

2. Telecommunications (Messages) Excise Tax

This tax is imposed on those who send or receive intrastate and/or interstate telecommunications—including telephone, telegraph, private line, channel, teletypewriter, computer exchange, mobile radio and telephone, and paging services. The tax applies to the transmission of messages or information between or among points by wire, cable, fiber optics, laser, microwave, radio, satellite, and other methods; it excludes prepaid telephone calling agreements. Telecommunications providers collect the tax from customers. Administered by Department of Revenue. (35 ILCS 630/1 ff.)

Rate and base: 7% of gross charges by businesses for transmitting messages in intrastate or interstate commerce.

See “Note on Abatement of Public Utility Taxes” on page 99.

History: The messages tax was enacted in 1945 at 3% of gross receipts. Rate changes are shown below.

<i>Year</i>	<i>Rate</i>	<i>Year</i>	<i>Rate</i>
1945	3 %	1967	5%
1965	4	1985*	5
1966	3.92	1998	7

* In 1985 the tax was expanded to cover new telecommunications services and interstate messages, but its rate stayed at 5%.

A tax amnesty program in fiscal year 2004 allowed taxpayers to pay outstanding tax liabilities without penalty or interest; collections totaled \$11,154,187. A later amnesty brought in \$21,921,483 in fiscal year 2011 and \$463,356 in fiscal year 2012.

Distribution:

1. Of the original 5% tax:
 - (a) \$12 million per year to the Common School Fund.
 - (b) 5% of telecommunication excise tax cash receipts collected during the previous fiscal year by the Illinois Department of Revenue’s Audit Bureau to the Tax Compliance and Administration Fund, to fund additional auditors and compliance personnel at the Department.
 - (c) Remainder to the General Revenue Fund.
2. Of the 2 percentage points added in 1998:
 - (a) 50% to the School Infrastructure Fund.
 - (b) 50% to the Common School Fund.

Other taxes on telecommunications providers

Federal: A tax of 3% on amounts billed (26 U.S. Code sec. 4251) still applies to local service. (Its application to long-distance service was effectively ended by court decisions interpreting the law imposing it.)

Local: Through 2002, each municipality could impose an occupation tax of up to 5% of gross receipts of businesses transmitting messages. (65 ILCS 5/8-11-2, subd. 1) A municipality not imposing that tax could levy a 5% municipal telecommunications tax. (65 ILCS 5/8-11-17) Any municipality could also impose a local telecommunications infrastructure maintenance fee of up to 1% of gross charges by providers of telecommunications to addresses in its area (2% in Chicago).

On January 1, 2003, authority for the above taxes was replaced with authority for a Simplified Municipal Telecommunications Tax on gross retail charges for telecommunications. Each municipality that had imposed any of the taxes described in the preceding paragraph automatically collected the new tax, at a rate equal to the sum of (1) 70% of its rate for the first tax described in that paragraph, plus (2) its actual rates for the other two taxes—each rounded to the nearest 0.25%. Any municipality can change the rate of this tax in 0.25% increments, up to a limit of 6% (7% in Chicago). (35 ILCS 636/5-1 ff.)

Other states' taxes

Taxes on gross receipts of telephone and telegraph companies vary widely among states; rates range from 1% to 7.44%, or are based on number of customers or miles of phone lines.

Note on Surcharges for 911 Services:

P.A. 99-6 (2015) created a new, combined format for 911 surcharges. Starting October 1, 2015, the prepaid wireless 911 surcharge rose from 1.5% to 3% per retail transaction (except that Chicago may charge 9% through 2023). Starting January 1, 2016, there is a statewide monthly surcharge on telecommunications and wireless carrier customers equal to 87¢ per network connection, except on customers who pay a local 911 surcharge. A 2017 law raised the rate to \$1.50 starting in 2018. Local governments and emergency telephone system boards that provide wireless 911 service, and that imposed a wireless carrier surcharge before July 1, 1998, may continue doing so, at a monthly rate not over \$2.50 per connection (Chicago's rate can be higher, but will be limited to \$2.50 after 2023). Revenues from these surcharges are deposited into the Statewide 9-1-1 Fund (formerly called the Wireless Service Emergency Fund), mainly for distribution to local governments for 911 services.

Note on Surcharge for Telecommunications Devices for Persons With Hearing or Speech Disabilities:

In 2016, telecommunications carriers began collecting a surcharge on subscribers of wireless telecommunications services and interconnected VoIP service providers, as well as consumers of prepaid wireless telecommunications services. The surcharge is to help fund telecommunications services for people with hearing or speech disabilities. The rate is set annually by the Illinois Commerce Commission. Beginning July 1, 2017, it is 0.15% of the sales price of such services.

3. Natural Gas Revenue Tax and Gas Use Tax

The Natural Gas Revenue Tax is imposed on companies distributing natural gas in Illinois, which can include the tax in bills to customers. Administered by Department of Revenue. (35 ILCS 615/1 ff.; see also 220 ILCS 5/9-222)

A Gas Use Tax was added in 2003. It is imposed, at the same rates as the Natural Gas Revenue Tax, on gas bought out of state for use in Illinois. (35 ILCS 173/5-1 ff.) Exemptions from the Gas Use Tax apply to gas used:

- (a) by businesses in enterprise zones;
- (b) by governmental bodies or any corporation, society, association, foundation, or institution organized and operated exclusively for charitable, religious, or educational purposes;
- (c) to generate electricity;
- (d) in a petroleum refinery;
- (e) for use in liquefaction and fractionation processes to make value-added natural gas byproducts for resale; or
- (f) in producing anhydrous ammonia and downstream nitrogen fertilizer products for resale.

Rate and base:

The lesser of:

1. 2.4¢ per therm of gas sold to each customer, or
2. 5% of gross revenue from each customer.

See “Note on Abatement of Public Utility Taxes” on page 99.

History: The Natural Gas Revenue Tax was enacted in 1945 at 3%. Rate changes since then are shown below.

<i>Year</i>	<i>Rate</i>	<i>Year</i>	<i>Rate</i>
1945	3.00%	1967	5.00%
1965	4.00	1985	5.00% or 2.4¢ per therm
1966	3.92		

A tax amnesty program in fiscal year 2004 allowed taxpayers to pay outstanding tax liabilities without penalty or interest; collections totaled \$44,680. A fiscal year 2011 amnesty brought in \$32,668.

Distribution: To the General Revenue Fund.

Other taxes on natural gas utilities

Federal: None.

Local: A municipality can impose an occupation tax based on the gross receipts of businesses that provide natural gas for consumption in the municipality, at a rate of up to 5% (8% in Chicago). (65 ILCS 5/8-11-2)

Other states’ taxes

Taxes on gross receipts of natural gas distribution companies vary widely among states. Rates range from under 1% to as much as 6.5% of the price, or are based on quantities of gas sold.

4. Intrastate Gross Revenue Tax

This tax is imposed on public utility companies (except electric companies) regulated by the Illinois Commerce Commission. (The law excludes municipally operated utilities and mutual telephone companies.) Proceeds of the tax fund the Commission's expenses. Administered by Department of Revenue. (220 ILCS 5/2-202)

Rate and base: Up to 0.1% of a company's gross revenue from intrastate business for the calendar year.

History: The tax was first imposed in 1963 at a rate of 0.08%. Up to \$3 million per biennium could be used to pay the Commission's expenses. That maximum transfer was increased to \$3.5 million in 1967 and \$5.5 million in 1970. A 1977 law abolished the limit on transfers to the Commission. In 1987 the Commission was authorized to raise the rate to as much as 0.1%. The 1997 law deregulating Illinois electric suppliers exempted them from this tax but provided for 3% of Electricity Excise Tax revenue to go to the Public Utility Fund for this purpose.

If the balance in the Public Utility Fund in October of an odd-numbered year exceeds 50% of the preceding year's appropriations from the Fund, the Commission issues a memorandum of credit to each company for its proportionate share of the fund balance, and its tax liability is reduced by that amount. In June of each year, if the Fund is expected to show a deficit in the next fiscal year, the Commission may assess electric and gas utilities for the expected shortfall based on their proportionate shares of total intrastate gross revenues.

Distribution: To the Public Utility Fund.

Other taxes on public utility companies

Federal: None.

Local: See previous entries on other public utility taxes.

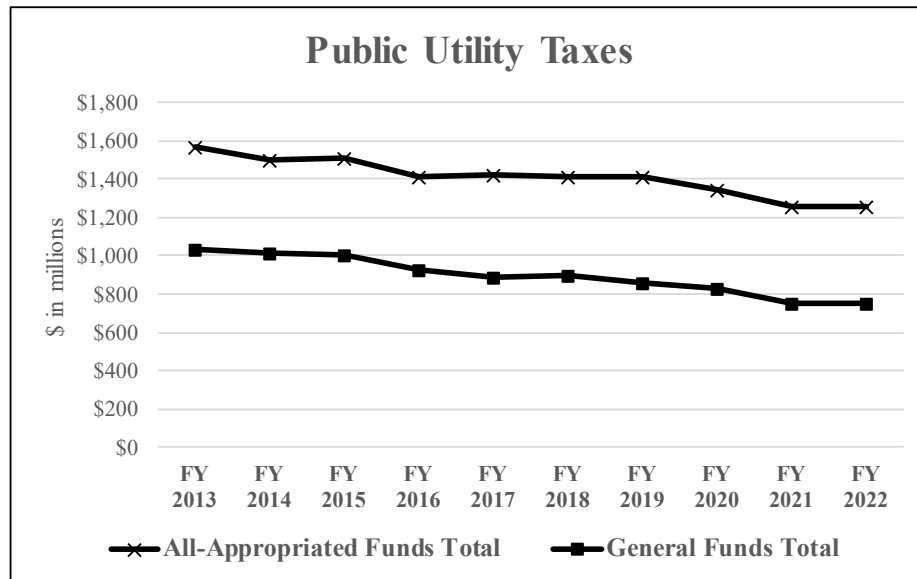
Other states' taxes

Separate taxes on public utility companies to fund state regulatory bodies' administrative expenses are imposed in 47 other states. Almost all such rates are less than 1% of gross intrastate revenue. But in Alaska, local exchange telephone companies pay 1.634% and some other types of telephone companies, along with natural gas storage companies, pay more.

Additionally, in October 2017 and each year after that, the Illinois Commerce Commission determines (1) the amount expected to be deposited in the Public Utility Fund during the current fiscal year, plus the balance in the Fund at the beginning of the year, and (2) the amount expected to be expended or obligated against appropriations made from the Fund during the year. If item (2) exceeds item (1), the Commission may assess electric and gas utilities for the difference between the amount appropriated for ordinary and contingent expenses of the Commission and the amount in item (1). The assessment is to be based on each utility's share of total intrastate gross revenues of electric and gas utilities. Assessments go to the Public Utility Fund. After the first time it makes those assessments, the Commission may assess other types of public utilities based on the costs to the Commission of its regulatory functions regarding those utilities.

State Revenue History of the Public Utility Taxes <i>\$ in millions</i>				
Fiscal Year	General Funds Total	% Change	All- Appropriated Funds Total	% Change
FY 2013	\$1,033	3.8%	\$1,564	-1.3%
FY 2014	\$1,013	-1.9%	\$1,498	-4.2%
FY 2015	\$1,006	-0.7%	\$1,510	0.8%
FY 2016	\$926	-8.0%	\$1,417	-6.2%
FY 2017	\$884	-4.5%	\$1,423	0.4%
FY 2018	\$896	1.4%	\$1,409	-1.0%
FY 2019	\$863	-3.7%	\$1,415	0.4%
FY 2020	\$831	-3.7%	\$1,347	-4.8%
FY 2021	\$752	-9.5%	\$1,262	-6.3%
FY 2022	\$750	-0.3%	\$1,260	-0.2%

Source: Illinois Comptroller's Traditional Budgetary Financial Report.



Note on Abatement of Public Utility Taxes

State and/or municipal public utility taxes on a business can be abated if the Department of Commerce and Economic Opportunity certifies that:

- the business has (a) made investments that created at least 200 full-time-equivalent jobs in Illinois; (b) invested at least \$175 million to create at least 150 jobs in Illinois; (c) kept at least 1,000 full-time jobs in Illinois; (d) made investments that retained at least 300 full-time-equivalent jobs in the manufacturing sector in an area of Illinois in which the unemployment rate is above 9%, and applied to the Department of Commerce and Economic Opportunity for the abatement by November 25, 2009; or

- (e) made investments that retained at least 500 full-time-equivalent jobs in 2009 and 2010, 675 jobs in 2011, 850 jobs in 2012, and 750 jobs in 2013 to 2017 in the manufacturing sector, and applied to the Department for the abatement by March 21, 2010; and
- 2. the business is either (a) in an Illinois Enterprise Zone, or (b) in a federally designated Foreign Trade Zone or Subzone and designated by the Department as a High Impact Business.

The extent and length of abatement are decided by the state and local governments. Abatements may last up to 30 years or the certified term of the enterprise zone, whichever is less (except that the abatement period for a business qualifying under item 1.(d) cannot exceed 30 years). If the state and/or local government decides to abate the public utility tax on a particular firm, each public utility serving that firm is excused from collecting public utility tax on service provided to it, and from paying the tax to the government imposing the tax. Also, a municipality that taxes a public utility may exempt a unit of local government or school district in the utility's territory from paying the tax. (20 ILCS 655/5.3; 65 ILCS 5/8-11-2, paragraphs (e) and (f); 220 ILCS 5/9-222.1; and 35 ILCS 640/2-3(d), last paragraph)

Some utility taxes can be abated on projects certified by the Department of Commerce and Economic Opportunity to receive a Reimagining Energy and Vehicles tax credit or a Manufacturing Illinois Chips for Real Opportunity tax credit. (35 ILCS 630/2(a)(5); 35 ILCS 640/2-4(d); 220 ILCS 5/9-222; and 35 ILCS 45/110-95)

Pull Tab and Jar Games Tax and Fees

The state gets two kinds of revenue from pull tab and jar games: license fees, and the pull tab and jar games receipts tax. Pull tab and jar games use single-folded or banded tickets, or a card whose face is initially covered from view to conceal a number, symbol, or set of symbols. Each player chooses one of the tickets or positions on a card, and then learns whether it is a winner. Pull tabs are played by pulling a tab from a board to reveal a number that may qualify the player for a prize. The cost of a single ticket may not exceed \$2, and no prize for a single game may exceed \$500. No more than 6,000 tickets may be sold for a single game. Organizations with charitable games licenses may conduct pull tab and jar games; such games may also be conducted at bingo locations. Administered by Department of Revenue. (230 ILCS 20/1 ff.)

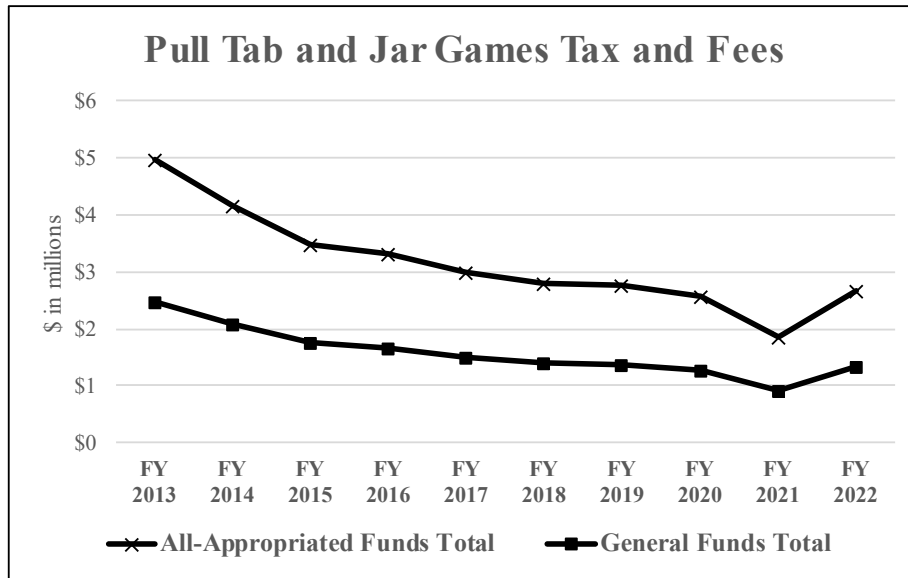
Rate and base:

1. Licenses offered and fees:
 - (a) A \$500 annual license (with an extension up to 1 year if authorized by the Department of Revenue) for a nonprofit charitable, educational, religious, fraternal, veterans', labor, youth athletic, or senior citizens' organization to hold games at a single location.
 - (b) A \$50 limited license for such an organization to hold games on up to 2 occasions per year for up to 5 consecutive days each.
 - (c) A \$5,000 annual license, or a \$15,000 three-year license (with an extension up to 1 year if authorized by the Department of Revenue), for suppliers and manufacturers of pull tab and jar games materials and equipment.
2. Pull tab and jar games receipts tax: 5% of gross receipts.

History: The tax took effect July 1, 1988. A tax amnesty program in fiscal year 2004 allowed taxpayers to pay outstanding tax liabilities without penalty or interest; \$1,955 was collected. A fiscal year 2011 amnesty program brought in \$24,987.

State Revenue History of the Pull Tab and Jar Games Tax and Fees				
<i>\$ in millions</i>				
Fiscal Year	General Funds Total	% Change	All- Appropriated Funds Total	% Change
FY 2013	\$2	8.4%	\$5	8.4%
FY 2014	\$2	-16.4%	\$4	-16.1%
FY 2015	\$2	-15.9%	\$3	-16.6%
FY 2016	\$2	-4.8%	\$3	-4.4%
FY 2017	\$1	-10.3%	\$3	-10.3%
FY 2018	\$1	-6.7%	\$3	-6.7%
FY 2019	\$1	-0.7%	\$3	-0.7%
FY 2020	\$1	-7.3%	\$3	-7.3%
FY 2021	\$1	-27.9%	\$2	-27.9%
FY 2022	\$1	43.5%	\$3	43.5%

Source: Illinois Comptroller's Traditional Budgetary Financial Report.



Distribution:

1. 50% to the Common School Fund.
2. 50% to the Illinois Gaming Law Enforcement Fund.

Other taxes on similar wagering

Federal: A federal tax of 0.25% is imposed on the amount of any wager permitted by state law. But drawings, punchboards, and similar devices are exempt if operated by an organization that is exempt from taxation under section 501 of the Internal Revenue Code. (26 U.S. Code secs. 4401, 4421, and 501) A federal license fee of \$50 is also imposed on persons accepting wagers authorized by state law. (26 U.S. Code sec. 4411)

Local: No tax is authorized by statute. Even home-rule units probably could not collect license fees due to the restriction on licensing for revenue in the Illinois Constitution, Art. 7, subsec. 6(e). A tax on gross receipts of game operators probably would also be invalid under that provision as an occupation tax.

Counties and municipalities are authorized to license and regulate raffles held by nonprofit charitable, educational, religious, fraternal, veterans', labor, and some kinds of business organizations. Each county except Cook must, and Cook County may, establish a system for licensing nonprofit organizations to conduct "poker runs." (230 ILCS 15/1 ff.)

Other states' taxes

At least 18 states separately tax proceeds of pull tab and jar games. Taxes on gross receipts of such games are 10% in Oklahoma, 3% in Alaska, 0.628% in Kentucky, and 0.5% in New Mexico. Alaska also collects 1% of net pull tab proceeds from any operator whose gross annual receipts are at least \$20,000. Minnesota imposes a combined receipts tax on gross receipts from gambling (except bingo, raffles, and paddlewheels) at four rates: 9% on receipts up to \$87,500; 18% on receipts from \$87,501 to \$122,500; 27% on receipts from \$122,501 to \$157,500; and 36% on receipts over \$157,500. North Dakota collects quarterly taxes on all gambling conducted by nonprofit organizations in the state of 1% of gross receipts of up to \$50,000, and \$500 plus 12% of receipts over \$50,000.

Indiana charges 10% of the price paid for pull tabs, punchboards, and tip boards. Kansas imposes a 1% tax on printed instant bingo cards (defined essentially as pull tab or break-open tickets) sold to Kansas licensees. Louisiana collects up to 3% of net proceeds. Michigan collects 40% of the proceeds from the sale of pull tab games for charity. Suppliers of numeral tickets (similar to pull tabs) must pay \$5 per 1,000 tickets sold. Maryland collects 30% of net proceeds from electronic tip jar machines. Mississippi imposes a tax of 2.5% on net proceeds, and New York 5%. Nebraska collects 10% of the net profit from pickle cards. Missouri imposes a tax of 2% of the pull tabs' retail sales value. Pennsylvania collects 60% of net revenue from tavern gaming, which includes pull tabs, tavern daily drawings, and tavern raffles. An additional 5% tax is imposed, with revenues going to local governments, for a total tax rate of 65%. Washington charges 1.5% of gross income, plus 0.13% of gross income if it is at least \$50,000 annually. Also, local governments may charge up to 10% of gross receipts minus prizes paid. New Hampshire charges \$15 per package of "Lucky Seven" tickets sold to charitable organizations.

Some other states authorize local governments to tax pull tab and jar games.

Racing Taxes

The pari-mutuel tax is imposed on daily racing receipts of racetrack operators. Lesser amounts of revenue come from the state's racetrack admission tax (15¢ per person—rising to 40¢ when a racetrack begins conducting other forms of gaming as authorized in 2019) and from license fees on racing organizations and racetrack personnel. Administered by the Illinois Racing Board. (230 ILCS 5/15, 5/18, 5/20, 5/25 ff., and 5/32.1)

Rates and base:

1. 1.5% of daily pari-mutuel handle (total amount bet). This is to change to a graduated rate when a racetrack starts conducting other forms of gaming.
2. 1.5% of advance-deposit wagers from a location other than a wagering facility, plus 0.25%.
3. 0.18% of advance-deposit winnings.
4. 0.2% of winnings, to be collected by licensees.

The tax on the licensees of any track holding live racing dates during a tax year is reduced by credits equal to the greater of:

- (1) half the property tax paid on the racetrack in the preceding year or
- (2) the amount by which the property tax paid on the racetrack in the preceding year exceeds 60% of the average property taxes paid in the preceding year by all racetracks with live horse racing meets in the tax year.

The tax is not levied on winning wagers made in Illinois on races held outside Illinois. For licensees of Fairmount Park, the tax is 0.75% of the daily pari-mutuel handle.

The fee for an organization license is \$1,000 plus \$110 per racing date awarded. License fees for racetrack personnel can be set by the Illinois Racing Board at up to \$25 per year (or up to \$60 for 3 years).

History: The Horse Racing Act of 1927 had different privilege tax schedules for thoroughbred and harness racing wagers. The Illinois Horse Racing Act of 1975 established a single privilege tax schedule for wagers on both types of racing. The 1975 Act based the tax on the daily wagering handle, rather than on the cumulative handle at a race meeting as under the 1927 Act. In 1979 the graduated tax rate on daily wagers was reduced by percentages ranging from 53.3% for amounts wagered up to \$200,000 per day to 20.5% for amounts over \$3 million per day. Downstate tax rates were enacted in 1985 but were repealed effective January 1, 2000.

A 1986 law phased out the graduated racing privilege tax rates. Beginning in 1988, the privilege tax rate was a flat 2% at Cook County tracks (Arlington, Hawthorne, and Maywood). At Downstate tracks (Balmoral and Fairmount), the tax rate was 1% of the first \$400,000 wagered each day and 2% on the excess over \$400,000. Arlington was closed for the 1998 racing season, and Sportsman's closed in 2003.

Off-track betting was authorized on July 1, 1987. Fairmount is authorized by statute to have up to 9 OTB locations; Hawthorne 16; and Arlington 18. (Arlington, Balmoral, Maywood, and Quad City Downs are closed.) Fairmount currently operates 3 OTB locations, and Hawthorne 15. Originally, locations for the Cook County tracks could not be more than 90 miles from their sponsoring tracks, and the locations of the Downstate tracks could not be more than 135 miles from their sponsoring tracks. A 2014 law expanded the limit to 140 miles for all locations statewide, and a 2016 law further expanded it

to 160 miles. But neither kind of location can be within 5 miles of an existing track without written permission from the track owner; and if the location was licensed after 2013 and is outside Chicago, it cannot be within 8 miles of an existing track without written permission from the track owner. There are currently 15 locations for the one Cook County track and 3 locations for the one Downstate track.

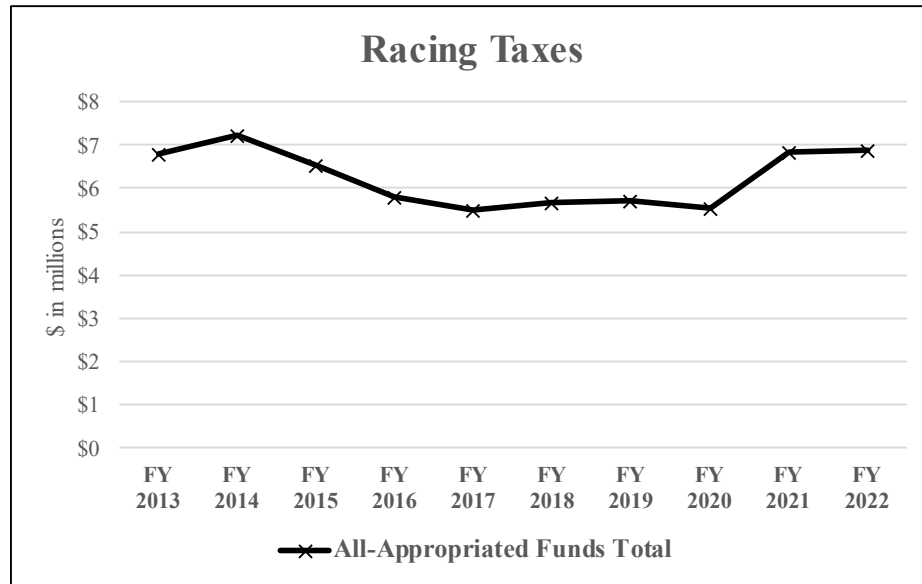
The graduated privilege tax was abolished in 1999 and replaced by a flat-rate pari-mutuel tax. A 2009 law authorized advance-deposit wagering from August 25, 2009 through August 25, 2012. Proceeds of the additional 0.25% tax on advance-deposit wagers went to the Quarter Horse Purse Fund (a non-appropriated trust fund administered by the Racing Board for paying purses for quarter horse races). A 2012 law continued this authorization through December 31, 2012; added a 0.18% tax on winnings from advance-deposit wagering; and changed distribution of the 0.25% tax to the standardbred purse accounts of the organization licensees. Although advance-deposit wagering authorization expired at the start of 2013, a 2013 law continued the authorization through January 31, 2014 and retroactively authorized any wagering that had taken place. That law also changed distribution of the 0.25% tax to the Standardbred Purse Fund (a non-appropriated fund administered by the Racing Board to pay purses for standardbred horse races). A 2014 law continued advance-deposit wagering authorization through February 1, 2017; authorized licensees to charge 0.5% of winnings; and imposed a 0.2% surcharge on winnings. A 2016 law continued advance-deposit wagering authorization, and the 0.5%, 0.2%, and 0.25% surcharges on winnings, through December 31, 2018. A 2018 law again continued the advance-deposit wagering authorization and surcharges, through December 31, 2020; and a 2019 law made them permanent.

A 2010 law raised the tax rate for licensees of Fairmount Park from 0.25% to 0.75%.

A 2019 law authorized racetracks to be licensed to conduct other forms of gaming, such as slots and table games. Admission to the gaming portion of a racetrack costs \$3.

State Revenue History of the Racing Taxes <i>\$ in millions</i>				
Fiscal Year	General Funds Total	% Change	All-Appropriated Funds Total	% Change
FY 2013	\$0	N/A	\$7	-10.5%
FY 2014	\$0	N/A	\$7	6.1%
FY 2015	\$0	N/A	\$7	-9.4%
FY 2016	\$0	N/A	\$6	-11.2%
FY 2017	\$0	N/A	\$6	-5.0%
FY 2018	\$0	N/A	\$6	3.0%
FY 2019	\$0	N/A	\$6	0.7%
FY 2020	\$0	N/A	\$6	-3.2%
FY 2021	\$0	N/A	\$7	24.0%
FY 2022	\$0	N/A	\$7	0.4%

Source: Illinois Comptroller's Traditional Budgetary Financial Report.



Distribution:

1. 8.5% of pari-mutuel tax collected for quarter horse racing to the Illinois Racing Quarter Horse Breeders Fund.
2. Starting August 25, 2012, amounts from the 0.25% tax on advance-deposit wagers to the Standardbred Purse Fund. (Before that, funds went to the Quarter Horse Purse fund.)
3. All other pari-mutuel tax collections to the Horse Racing Fund.
4. License fees to the Horse Racing Fund.
5. Amounts from the 0.18% tax on advance-deposit winnings to the tracks’ standardbred purse accounts.
6. Amounts from the optional 0.5% surcharge on winnings divided evenly between the organization licensee and the purse account of the organization licensee with which the licensee is affiliated.
7. Amounts from the 0.2% surcharge on winnings to the Illinois Racing Board. The Board must deposit up to \$100,000 annually into the Quarter Horse Purse Fund, and the rest into the Horse Racing Fund.

Note on distributions: Some distributions of tax revenue from racetracks that offer other forms of gaming, such as slots and table games, are listed in the “Riverboat Gambling Taxes and Fees” section of this publication because they are provided under Illinois’ riverboat gambling law.

Other taxes on race wagering

Federal: The federal tax of 0.25% of the amount of any wager allowed by state law does not apply to wagers made with a pari-mutuel wagering enterprise licensed under state law. (26 U.S. Code subsec. 4402(1))

Local: A municipality or township hosting a race licensed by the Illinois Racing Board may charge an admission tax of up to 10¢ per person. A township may do so only if the racetrack is in an unincorporated area. Imposition by a home-rule unit of such a tax before it was authorized by statute was held invalid. A municipality and a county with an OTB facility may each impose an admission fee of up to \$1 per admission; so admission fees may total \$2. (230 ILCS 5/27(f))

An OTB licensee must pay 1% of the pari-mutuel handle at each OTB location to the municipality and 1% to the county. If the OTB location is in an unincorporated area, the county gets 2%. (230 ILCS 5/26(h)(10.1))

Other states' taxes

In states that allow wagers on horse racing, each track is allowed to retain a percentage of the money wagered each day to pay state taxes, compensate track management, and provide purses for winners of races. That percentage (commonly called the “take”) is regulated by state law. Most other money wagered is distributed among winning bettors.

The “take” may vary by type of race (thoroughbred or harness), or by type of wager. A regular wager involves a bet on a single horse for a single race. Multiple wagers involve bets on more than one horse in a single race: quinella (first and second horses regardless of order); perfecta (first and second horses in that order); trifecta (first, second, and third horses in that order); or a combination of races (daily double).

At least 40 other states tax bets on horse races:

Alabama	Maryland	Oregon
Arizona	Massachusetts	Pennsylvania
Arkansas	Michigan	Rhode Island
California	Minnesota	South Dakota
Colorado	Missouri	Texas
Connecticut	Montana	Virginia
Delaware	Nebraska	Washington
Florida	Nevada	West Virginia
Idaho	New Hampshire	Wisconsin
Indiana	New Jersey	Wyoming
Iowa	New Mexico	
Kansas	New York	
Kentucky	North Dakota	
Louisiana	Ohio	
Maine	Oklahoma	

Many states also impose taxes on intertrack, simulcast, televised, and rebroadcast wagering at off-track facilities. Some states' rates vary during the year.

In addition, Ohio imposes a racing permit tax of 3%, plus 0.5% of total daily wagers on wagering pools other than win, place, or show, plus 0.1% if total wagers are below \$5 million and 0.15% if they are at least \$5 million. Nebraska imposes a tax of 0.64% of gross wagers in the preceding year (rising to 1% on July 1, 2023 and 2% on July 1, 2024). At least 12 states tax admissions to racetracks, in amounts ranging from 5¢ in New Jersey to 50¢ in Wisconsin. States that levy admissions taxes as percentages of admission charges include New York (4%); Kansas, Missouri, and Oklahoma (10% each); and Rhode Island (20%). Kansas also charges 20¢ per admission at facilities that are exempt from local property taxes. Florida's rate is the greater of 10¢ or 15% of the admissions charge; Arkansas' is the greater of 10¢ or 10% of the admissions charge.

Several states also collect similar taxes on dog racing and jai alai games. Connecticut, Florida, and Rhode Island each impose a tax on the handle for jai alai. It appears that only two states have active dog racing: Arkansas and West Virginia. A number of states without live dog racing allow betting on simulcast dog racing.

The American Gaming Association reports that 15 other states have casinos at racetracks: Arkansas, Delaware, Florida, Indiana, Iowa, Louisiana, Maine, Maryland, Massachusetts, New Mexico, New York, Ohio, Oklahoma, Pennsylvania, and West Virginia.

Real Estate Transfer Tax

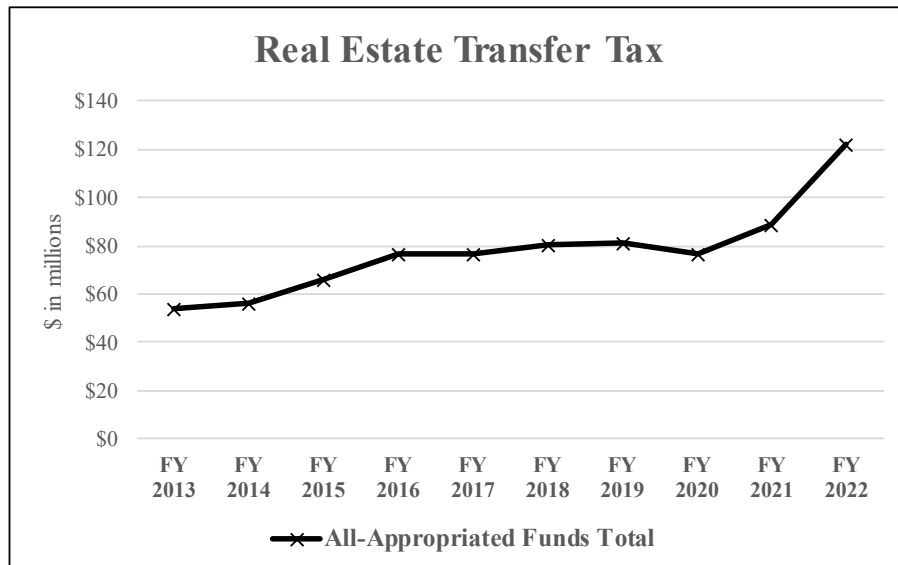
This tax is imposed on sellers of real estate when they transfer title. Administered by Department of Revenue. (35 ILCS 200/31-1 ff.)

Rate and base: 50¢ per \$500, or fraction thereof, in market value of property transferred. If the property transferred is subject to a mortgage, only the excess of value of the property over the amount owed (the owner’s equity) is taxed.

History: The tax was enacted in 1967 at the current rate. The rate was halved in 1979, but was restored to 50¢ per \$500 in 1989. Effective June 1, 2004, a transfer of a controlling interest in a “real estate entity” that owns property in Illinois also became subject to this tax. The Department of Revenue must allow recorders or registrars to buy revenue stamps electronically.

State Revenue History of the Real Estate Transfer Tax <i>\$ in millions</i>				
Fiscal Year	General Funds Total	% Change	All-Appropriated Funds Total	% Change
FY 2013	\$0	N/A	\$54	28.6%
FY 2014	\$0	N/A	\$57	4.7%
FY 2015	\$0	N/A	\$66	16.9%
FY 2016	\$0	N/A	\$77	16.5%
FY 2017	\$0	N/A	\$77	-0.5%
FY 2018	\$0	N/A	\$80	4.9%
FY 2019	\$0	N/A	\$81	1.3%
FY 2020	\$0	N/A	\$77	-5.4%
FY 2021	\$0	N/A	\$88	14.9%
FY 2022	\$0	N/A	\$122	37.9%

Source: Illinois Comptroller's Traditional Budgetary Financial Report.



Distribution:

1. 50% to the Illinois Affordable Housing Trust Fund.
2. 35% to the Open Space Lands Acquisition Development Fund.
3. 15% to the Natural Areas Acquisition Fund.

Other taxes on transfers of real estate

Federal: None. A federal tax of 50¢ per \$500 of the value of property transferred was repealed in 1967.

Local: Counties can impose a tax of 25¢ per \$500 of value. (55 ILCS 5/5-1031) Some home-rule municipalities also impose real estate transfer taxes. The governing body of a home-rule municipality or county must hold a public hearing and referendum to impose or increase a local real estate transfer tax. A 2008 law allowed Chicago, without referendum, to increase its real estate transfer tax by up to \$1.50 per \$500 of value to help fund the Chicago Transit Authority. Chicago's rate is now \$5.25 per \$500 of sale price.

Comparison of states' taxes

Real estate transfer taxes are imposed by 34 states, at rates ranging from 1¢ per \$100 of price in Colorado to as much as 4% (1% state rate plus up to 3% in local taxes) of a property's value in Pennsylvania (some states impose even higher rates on higher-value properties). Arizona charges \$2 per deed. In California and Louisiana, only local taxes apply. The following table lists state tax rates as percentages of price.

<i>State</i>	<i>Rate</i>	<i>State</i>	<i>Rate</i>
Delaware	4.00 ^a %	Arkansas	0.33 %
Pennsylvania	4.00 ^a	Minnesota	0.33 ^l
Washington	3.10 ^b	Wisconsin	0.30
New Hampshire	1.50	Nebraska	0.225
Vermont	1.25 ^{a, q}	North Carolina	0.20
New Jersey	1.21 ^c	Iowa	0.16
Connecticut	1.00 ^d	Oklahoma	0.15 ^m
Michigan	0.90 ^a	Alabama	0.10 ⁿ
Florida	0.70 ^e	Georgia	0.10 ^o
West Virginia	0.55 ^a	Hawaii	0.10 ^p
Nevada	0.51 ^a	Illinois	0.10
Maryland	0.50 ^f	Kentucky	0.10
Rhode Island	0.46 ^g	South Dakota	0.10
Massachusetts	0.456 ^h	Colorado	0.01 ^r
Maine	0.44		
New York	0.40 ⁱ		
Ohio	0.40 ^a		
South Carolina	0.37		
Tennessee	0.37 ^j		
Virginia	0.35 ^k		

Notes

- a. Maximum rate including local taxes.
- b. 1.10% on the first \$500,000; 1.28% on the next \$1 million; 2.75% on the next \$1.5 million; and 3% on the remainder.
On July 1, 2022 and every fourth year afterward, the tax rate thresholds increase by the same percentage as the growth of the Consumer Price Index for shelter, not exceeding 5%. Up to 2% in local taxes may apply. The rate in the table is the maximum rate for a selling price up to \$500,000, including local taxes.
- c. Maximum rate, plus 1% of the amount transferred over \$1 million for some properties.
- d. If price is under \$800,000. Otherwise, 1% on the first \$800,000, 1.5% on the next \$1.7 million; and 2.5% on the rest.
- e. Florida also imposes a mortgage tax of 0.35%.
- f. Plus various county recordation and transfer taxes.
- g. Plus 0.46% on any excess over \$800,000.
- h. Rate is 0.4%, plus a 14% surtax.
- i. Plus an added 1% if over \$1 million, and a mortgage recording tax of up to 1%. New York City imposes an additional 1% tax for mortgage recording and real estate transfers (more if over \$500,000), plus additional taxes for sales over \$2 million in New York City.
- j. Tennessee also imposes a mortgage recordation tax of 0.115%.
- k. Includes a 0.25% recordation tax on deeds and mortgages. Counties and cities may impose up to $\frac{1}{3}$ of that.
- l. Minnesota also imposes a mortgage registry tax of 0.23%.
- m. Oklahoma also imposes a mortgage registration tax of up to 0.1%.
- n. Alabama also imposes a mortgage filing tax of 0.15%.
- o. Georgia also imposes a mortgage tax (called an “intangible recording tax”) of 0.3%.
- p. If the price is under \$600,000; up to 1% otherwise.
- q. Plus a surcharge of 0.2% (0.04% starting July 1, 2027) of value over \$100,000 for a principal residence, or \$200,000 if the buyer uses funds from some kinds of affordable housing programs. The surcharge (for the Clean Water Fund) is to end July 1, 2039.
- r. Colorado also charges a document recording fee of up to \$3 per filing, through April 30, 2026.

Riverboat Gambling Taxes and Fees

Illinois gets three kinds of revenue from licensed riverboat gambling: wagering taxes, license fees, and an admission tax (although part of the proceeds of that tax are distributed to the locality where each boat docks). State law authorizes a total of 15 riverboat licenses, plus a casino in Chicago. As of March 2023, twelve casinos are active. The eleventh license was awarded on January 27, 2022 to 815 Entertainment, LLC for a casino at Rockford; it opened under authorization for a temporary facility in November 2021, and a permanent facility is pending. A twelfth license was awarded to FHR-Illinois LLC on February 16, 2023 under a temporary operating permit, allowing a casino called The Temporary by American Place to be opened in Waukegan on February 17, 2023. Riverboats are allowed to conduct land-based gambling with approval from the Illinois Gaming Board. Administered by Illinois Gaming Board. (230 ILCS 10/1 ff.)

Rates and base:

1. Wagering tax, except for table games and except at future Chicago casino:

<i>Adjusted gross receipts</i>	<i>Rate</i>
Up to \$ 25 million	15 %
50 million	22.5
75 million	27.5
100 million	32.5
150 million	37.5
200 million	45
Over 200 million	50

2. Tax on table games, except at future Chicago casino:

<i>Adjusted gross receipts</i>	<i>Rate</i>
Up to \$25 million	15%
Over \$25 million	20

3. License fees:

- (a) \$250,000 nonrefundable application fee and renewal fee.
- (b) \$50,000 fee for background investigation costs.
- (c) \$5,000 annual gambling device supplier's fee.

4. Admission fee (for entire day's admission):

- (a) \$2 per person if admissions in 2004 were not over 1 million.
- (b) \$3 per person if admissions in 2004 were over 1 million, or the licensee was not conducting gaming in 2004.

(Admission fees to a riverboat operated on behalf of the state can be \$3 to \$5, based on how many persons were admitted to it the preceding year.)

History: The tax was enacted in 1990 at a flat rate of 20% of adjusted gross receipts. In 1997 it was changed to a graduated system with 5 rates. On July 1, 2002 the number of rates was expanded to 7, with a top rate of 50%. On July 1, 2003 the top rate became 70%. On July 1, 2005 it returned to 50%.

A 2005 act required any riverboat with over 1 million admissions in calendar year 2004 to pay an additional amount determined by how much its statutory “base amount” exceeds the tax liability. The requirement to pay that additional amount ended July 1, 2007.

Riverboats were first allowed to allow gambling while docked in 1999.

Illinois has 12 operating riverboats. They are listed below by when they opened.

<i>Location</i>	<i>Year and month opened</i>	
Alton	1991	September
Peoria	1991	November
Rock Island	1992	March
Joliet (Empress)	1992	June
Metropolis	1993	February
Joliet (Harrah’s)	1993	May
Aurora	1993	June
East St. Louis	1993	June
Elgin	1994	October
Des Plaines	2011	July
Rockford	2021	November
Waukegan	2023	February

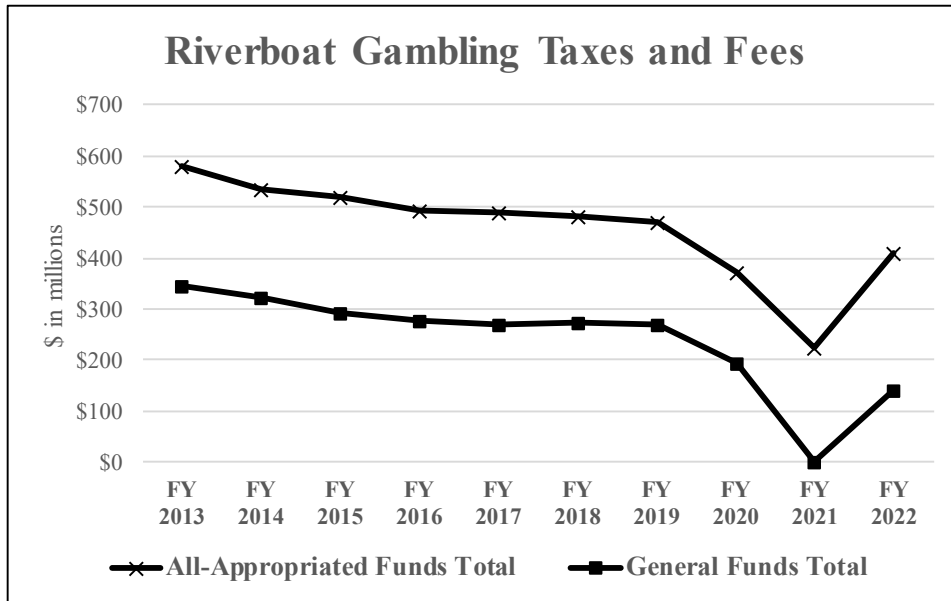
A riverboat opened on the Mississippi River in June 1992 but closed in July 1997. A 2019 law authorized 5 more riverboats—in Danville; Waukegan; Rockford; a municipality located in one of six Cook County townships; and unincorporated Williamson County—plus a casino in Chicago. A different tax structure will apply to a future Chicago casino.

State Revenue History of the Riverboat Gambling Taxes and Fees <i>\$ in millions</i>				
Fiscal Year	General Funds Total	% Change	All-Appropriated Funds Total	% Change
FY 2013	\$345	1.5%	\$579	-5.2%
FY 2014	\$321	-7.0%	\$533	-7.9%
FY 2015	\$292	-9.0%	\$520	-2.4%
FY 2016	\$277	-5.1%	\$494	-5.0%
FY 2017	\$270	-2.5%	\$489	-1.0%
FY 2018	\$272	0.7%	\$482	-1.4%
FY 2019	\$269	-1.1%	\$469	-2.7%
FY 2020	\$195	-27.5%	\$370	-21.1%
FY 2021	\$0	-100.0%	\$225	-39.2%
FY 2022	\$140	∞	\$411	82.7%

Source: Illinois Comptroller's Traditional Budgetary Financial Report.

Note

∞ (the symbol for infinity) reflects the fact that collections for the General Funds recovered after falling to zero in FY 2021 due to a pandemic-related suspension of gaming operations in much of fiscal years 2020 and 2021.



Distribution:

1. All regular wagering taxes and fees to the State Gaming Fund for distribution as follows:
 - (a) 5% of each boat's monthly adjusted gross receipts to the local government where it docks or is located (for the 3 new riverboats in Waukegan, Rockford, and a Cook County municipality authorized in 2019, surrounding localities also get shares of the 5%).
 - (b) Starting when the new riverboat authorized to operate in Cook County outside Chicago begins operations, and ending July 31, 2042, \$5 million annually to Des Plaines.
 - (c) 3% of receipts from racetracks allowing gaming outside Madison County to their host municipalities or counties. (Such receipts from a racetrack with gaming in Stickney are to be divided among three municipalities and the Stickney Public Health District; 5% of receipts from a racetrack with gaming in Collinsville are to be divided among three municipalities.)
 - (d) 2% of receipts from racetracks with gaming outside Madison County to the host county, for its criminal justice system or health care system.
 - (e) 5% of receipts from a racetrack with gambling authorized to be licensed in one of 7 townships in Cook County, to (a) the host government (2%) and (b) in accordance with regional capital development plans or equally among a number of communities for capital expenditures or public pension payments (3%).
 - (f) Amounts appropriated to the Illinois Gaming Board for administering and enforcing the Illinois Gambling Act and the Video Gaming Act; to the Departments of Revenue and State Police for enforcing the Illinois Gambling Act; and to the Department of Human Services to administer programs to treat problem gambling.
 - (g) 2% of AGR from a racetrack with gaming in Cook County and a Cook County riverboat outside Chicago, to Cook County for improving its criminal justice system; and 0.5% per month from a Chicago casino for that purpose.
 - (h) All remaining amounts from racetracks with gaming to the Capital Projects Fund.
 - (i) Of receipts of (i) a riverboat that was licensed but not operating on January 1, 1998 and moves to a new location, (ii) a riverboat newly licensed after June 25, 1999, or (iii) the first riverboat gambling conducted on behalf of the state (whichever of those events occurred first): 2% of AGR to Cook County to improve criminal justice. (The law says that the General Assembly "shall" appropriate an equal amount from the General Revenue Fund to the Education Assistance Fund.)
 - (j) \$3 million to the Chicago State University Education Improvement Fund.
 - (k) \$66.36 million to the School Infrastructure Fund.
 - (l) \$270 million annually to the Education Assistance Fund.
 - (m) Remainder of all regular taxes to the Capital Projects Fund.
2. Fines and penalties to Education Assistance Fund.
3. Admission tax:
 - (a) \$1 to the municipality where the riverboat docks (or to the county if it docks in an unincorporated area).
 - (b) Remainder to the State Gaming Fund.

Note on distributions: Some distributions of tax revenue from racetracks that offer other forms of gaming, such as slots and table games, are listed in the "Riverboat Gambling Taxes and Fees" section of this publication because they are provided in the riverboat gambling law. Distributions that are exclusive to a Chicago casino are not included because no such casino has yet opened.

Other taxes on riverboat gambling

Federal: A federal tax of 0.25% applies to any wager allowed by state law. But the tax does not apply to a game in which all participants are present during the wagering, determination of winners, and distribution of prizes. (26 U.S. Code secs. 4401 and 4421)

Local: None are authorized by statute. The Illinois Constitution prohibits even home-rule units from licensing for revenue, or imposing taxes on occupations.

Other states' taxes

Although about 24 other states license commercial casinos, only 5 (Indiana, Iowa, Louisiana, Mississippi, and Missouri) have riverboat casinos. Iowa's gross-receipts tax on riverboat casinos is 5% of the first \$1 million wagered; 10% of the next \$2 million; and 22% of any excess over \$3 million. An Iowa city or county hosting a riverboat can impose a 50¢ admission fee by referendum. Mississippi imposes fees based on monthly gross receipts: 4% of the first \$50,000, 6% of the next \$84,000, and 8% of any excess over \$134,000. It also collects annual fees based on the number of games conducted, plus a gambling tax of 3% of payments or credits to patrons. Local governments in Mississippi can also tax monthly gross receipts from riverboat gambling, at rates ranging from 0.4% of the first \$50,000 to 0.8% of any excess over \$134,000.

Louisiana imposes an annual license fee of \$50,000 in the first year of operation and \$100,000 in later years, plus 3.5% of net proceeds. It also collects a franchise fee of 18% of net proceeds (some riverboats in Orleans Parish pay 15% to 18% depending on net proceeds). Localities may charge admission fees up to \$2.50 (\$3 in two parishes). Indiana imposes six rates on riverboats with at least \$75 million in adjusted gross receipts: 10% of the first \$25 million in annual adjusted gross receipts (2.5% of those receipts if gross receipts in the previous year were under \$75 million); 20% of receipts over \$25 million up to \$50 million (10% if gross receipts in the previous year were under \$75 million); 25% of receipts over \$50 million up to \$75 million (20% if gross receipts in the previous year were under \$75 million); 30% of receipts over \$75 million up to \$150 million; 35% of receipts over \$150 million up to \$600 million; and 40% of receipts over \$600 million. All riverboats pay a supplemental tax of up to 3.5% of adjusted gross receipts, based on their annual admissions and receipts. Missouri imposes taxes of 21% of adjusted gross receipts and \$2 per admission.

Sales and Use Taxes

The “sales” tax actually consists of two matching pairs of taxes:

- The retailers’ occupation tax, and the use tax.
- The service occupation tax, and the service use tax.

The retailers’ occupation tax is imposed on gross receipts of retailers from sales of tangible personal property in Illinois.

The use tax is imposed on persons who use tangible personal property in Illinois. If the property is bought from an Illinois retailer, the retailer collects the use tax and uses it to pay the retailers’ occupation tax. A person who buys property out of state, paying a lower rate of sales tax than would be due here, and then uses it in Illinois is liable for the difference as use tax.

The service occupation tax and service use tax are similar to the retailers’ occupation tax and use tax, but apply to tangible property received incident to buying a service. There is no tax on the charge for the service. For example, if a car is repaired, these taxes apply only to the prices of any replacement parts used, not to the labor.

If out-of-state sellers have offices or other facilities in Illinois, the Illinois Department of Revenue can require them to collect these taxes on their sales in Illinois. The state also requires out-of-state sellers that make many sales directly to Illinois buyers to collect tax on such sales (see “History” below for details). Administered by Department of Revenue. (35 ILCS 105/1 ff. (use tax); 120/1 ff. (retailers’ occupation tax); 110/1 ff. (service use tax); and 115/1 ff. (service occupation tax))

Rate and base: 6.25% of the selling price (except on food and drugs, blended ethanol, biodiesel, and biodiesel blends, as described below). The state keeps the part equal to 5% of the selling price, and pays the remaining 1.25% to local governments as described below.

Retailers’ occupation tax exemptions

A rate of only 1% applies to food to be consumed off the premises (excluding alcoholic beverages; food consisting of or infused with adult-use cannabis; soft drinks and candy as defined in the law; and food prepared for immediate consumption on the premises); medicines and medical appliances, including medical cannabis bought from a registered dispensary (but not nonprescription cleaning and grooming products); and modifications to automobiles used by persons with disabilities. That 1% goes to local governments. Municipalities and counties can exempt from this tax food that is sold below retail cost, for off-premises consumption, by a nonprofit organization that requires buyers to do community service as a condition of buying. The 1% tax on food for off-premises consumption is eliminated from July 2022 through June 2023.

No sales tax applies to fuel that is mostly ethanol (such as E-85), or to blends with over 10% biodiesel content. That exemption is to continue through December 2023. Starting in 2024, diesel fuel will be exempt from sales tax if its biodiesel or other renewable content exceeds 10%. That percentage will rise in steps to 19% in 2026, but revert to a 10% threshold each winter season. If the tax rate is reduced to only the 1.25% for local governments (as it was from July 1 to December 31, 2003), 100% of the sales price of blends with 1% to 10% biodiesel will be taxed.

The state's portion of the sales tax (equal to 5% of the sales price) on regular motor fuels and gasohol was suspended from July through December 2000. It was suspended from August 6, 2010 through August 15, 2010 on clothing items costing under \$100, and on school supplies. It was suspended again from August 5, 2022 through August 14, 2022 on clothing items costing under \$125 and on school supplies.

A credit against sales and use taxes, for air carriers in Illinois that buy "sustainable aviation fuel," is described under "Use tax exemptions" on page 120.

Renting merchandise and using it in Illinois under a rent-to-buy contract is taxed at 6.25% of gross receipts. The tax does not apply to property that is required to be titled and registered with the state. Merchandise subject to this tax is exempt from sales tax.

The following *classes of items* are completely exempt from retailers' occupation tax:

1. Mandatory service charges to the extent they cover tips for persons directly involved in preparing, serving, hosting, or cleaning after a function for which the charges are imposed.
2. Farm chemicals.
3. New and used farm machinery (including farm wagons, trailers, and similar vehicles with gross weight up to 36,000 pounds, and apparatus for transporting or spreading chemicals) for production agriculture, or for state or federal agricultural programs; facilities to propagate, grow, or overwinter plants; and precision farm equipment such as soil sensors, computers, global positioning systems for soil testing and mapping, and equipment to collect data to formulate animal diets and farm chemicals.
4. Motor vehicles up to 8,000 pounds, recreational vehicles, and vans designed to carry 7 to 16 people, if they are to be rented out by a leasing company (see "Automobile Renting Occupation and Use Tax" on page 6).
5. Motor vehicles sold in Illinois to nonresidents and not titled in Illinois, for which drive-away permits are issued—if the state in which they will be titled has such an exemption for motor vehicles sold in it to Illinois residents. If it has no such exemption, a tax is imposed at a rate equal to that other state's tax on tangible personal property, but limited to the Illinois tax that would otherwise have been imposed.
6. Newsprint and ink.
7. All machinery, equipment, structures, and associated equipment of a coal gasification operation.
8. Legal tender, currency, medallions, or gold or silver coins issued by Illinois, the U.S., or any foreign country; or bullion.
9. Photoprocessing machinery and equipment, including repair and replacement parts.
10. Photoprocessing products sold for use in commercial motion pictures.
11. Semen used for artificial insemination of livestock for direct agricultural production.
12. Some kinds of thoroughbred and standardbred horses used for breeding and racing. (No claim for credit or refund was allowed for taxes paid from May 30, 2000 through January 1, 2008; but the exemption applies to all other periods after May 30, 1995.)
13. Machinery and equipment primarily used for manufacture or assembly of tangible personal property for sale or lease. Beginning July 1, 2017, this includes graphic arts machinery and equipment. It also includes production-related tangible personal property purchased after June 2019.
14. Building materials when used for real estate in a redevelopment project within an intermodal terminal facility area. (Such an area may be designated by a municipality for purposes of developing new and/or rehabilitating obsolete intermodal terminal facilities.)

15. Building materials when used for real estate for which an Enterprise Zone Building Materials Exemption Certificate has been issued.
16. Building materials for projects for which a High Impact Business Building Materials Exemption Certificate has been issued.
17. Building materials when used for real estate in a River Edge Redevelopment Zone certified by the Department of Commerce and Economic Opportunity.
18. Building materials incorporated into the planned Illiana Expressway.
19. Materials used in construction or maintenance of a community water supply operated by a nonprofit corporation having a water supply permit.
20. Tangible personal property bought by a public-facilities corporation to build or furnish a municipal convention hall, but only if legal title to the hall is transferred to the municipality without further payment by the municipality when the hall is completed or bonds issued by the corporation to finance the hall are retired.
21. Until July 1, 2028, coal and aggregate exploration mining, off-highway hauling, processing, maintenance, and reclamation equipment, including replacement parts and equipment, and including equipment purchased for lease, but excluding registered motor vehicles. (No claim for credit or refund was allowed for taxes paid from July 1, 2003 through August 16, 2013. But the exemption applies to all periods after July 1, 2013.)
22. Materials that will be used for building, remodeling, or rehabilitating the planned South Suburban Airport (as certified by the Department of Transportation).
23. Through 2026, menstrual hygiene products.
24. Rented merchandise used in Illinois under a rent-to-buy contract for which the rental purchase agreement tax has been paid.
25. The value of traded-in tangible personal property.
26. From 2010 through 2024, materials and components incorporated into or on an aircraft as part of its modification, completion, repair, or maintenance by organizations that hold Air Agency Certificates, are authorized by the Federal Aviation Administration to operate an approved repair station, and meet some other requirements. (No claim for credit or refund is allowed for taxes paid due to the disallowance of this exemption after 2014 and before the 2020 law reinstating it.)
27. Building materials used in constructing a qualified Reimagining Energy and Vehicles in Illinois project facility.
28. Breast pumps, breast pump collection and storage supplies, and breast pump kits.
29. Building materials used in constructing a qualified Reimagining Energy and Vehicles in Illinois project.
30. Building materials used in constructing a qualified Manufacturing Illinois Chips for Real Opportunity Act project facility.
31. Tangible personal property sold by or on behalf of the State Treasurer pursuant to the Revised Uniform Unclaimed Property Act.

Sales in the following *kinds of situations* are also exempt:

1. Sales to government bodies; charitable, religious, and educational organizations; and nonprofit corporations organized to provide recreation to persons 55 or older.
2. Sales by a nonprofit organization for the benefit of persons 65 or older, if the organization did not buy the property for resale.
3. Isolated or occasional sales by persons other than retailers.
4. Occasional dinners of charitable, religious, or educational organizations.

5. Sales of property to shippers or lessors for use as “rolling stock” (trucks, trailers, aircraft, and watercraft) moving in interstate commerce. Motor vehicles over 16,000 pounds and trailers will qualify if the buyer certifies that they will be used by an interstate carrier for hire with an active U.S. DOT number and appropriate classification. Limousines will qualify if over half of their total trips are to transport people or property in movement that is part of an interstate trip.
6. Sales of fuel consumed or used in ships, barges, or vessels used primarily to transport persons or property on a river bordering Illinois, if the fuel is delivered while the ship, barge, or vessel is on that river.
7. Sales of jet fuel used in operating high-impact service facilities in enterprise zones where mail, freight, cargo, or other parcels are sorted, handled, and redistributed (effective for a period of at least 10 years to be determined by the Department of Commerce and Economic Opportunity).
8. Sales of tangible personal property if federal law exempts the buyer from paying use tax.
9. Sales of personal property to a nonprofit Illinois county fair association for fair use.
10. Sales of personal property by a teacher-sponsored student organization affiliated with a school.
11. Sales of machinery and equipment used for general maintenance and repair, or in-house manufacture, of exempt machinery and equipment. This included up to 5% of the selling price of production-related tangible personal property sold from July 1, 2007 through June 30, 2008 (no more than a total of \$10 million in exemptions may be given).
12. Sales of machinery to operate other equipment in a computer-assisted design (CAD) or computer-assisted manufacturing (CAM) system.
13. Sales of repair and replacement parts, fuels, equipment, and supplies used in manufacturing processes, bought by a business certified by the Department of Commerce and Economic Opportunity and located in an enterprise zone.
14. Sales to nonprofit arts or cultural organizations, including music and dramatic-arts organizations, symphony orchestras and theatrical groups, local arts councils, visual arts organizations, and media arts organizations.
15. Sales of flowers by wire from outside Illinois for delivery by Illinois florists.
16. Sales of tangible personal property to a railroad, if transported out of Illinois for use elsewhere.
17. Personal property sold at school fundraising events sponsored by volunteer entities that are recognized by a school district.
18. Sales of property to be used for repair or rebuilding of aircraft at a maintenance facility operated by an interstate carrier, in a county of 150,000 to 200,000 that contained three enterprise zones at the end of 1990, if other criteria are met.
19. Sales to a public-facilities corporation for constructing or furnishing a municipal convention hall.
20. Sales of building materials to be incorporated into a qualified project under the Public-Private Partnership for Transportation Act.
21. Sales to nonprofit hospitals that can show that the value of their charitable services at least equals the estimated property tax liability on their real estate if they were not tax-exempt.
22. Sales to qualifying data centers certified by the Department of Commerce and Economic Opportunity.

Use tax exemptions

The use tax does not apply to use of personal property that would be exempt from the retailers’ occupation tax, or to the following kinds of property:

1. Property brought into the state for temporary use by a nonresident.
2. Property already taxed in another state, to the extent of the tax paid there.

3. Building materials temporarily stored in Illinois, if acquired by a registered combination retailer and construction contractor, either inside or outside Illinois, and used by incorporating it into realty outside Illinois.
4. Property acquired outside the state by a nonresident and used for at least 3 months before being brought into Illinois for use here.
5. Used property moved to Illinois by a business not formerly operating in Illinois, if the property was bought and used in the business outside Illinois for at least 3 months.
6. Motor fuel acquired outside Illinois and brought into the state in fuel supply tanks of locomotives engaged in freight hauling and passenger service in interstate commerce.

From June 1, 2023 through January 1, 2033, sustainable aviation fuel (as defined), sold to or used by an air carrier for use in Illinois, will earn a credit of \$1.50 per gallon (subject to a statewide limit described below). The credit can be applied against use, retailers' occupation, and service use and occupation tax liability on aviation fuel. But no credit may be earned on sustainable aviation fuel derived from soybean oil after all air carriers in Illinois have bought aviation fuel containing 10 million gallons of soybean oil feedstock (apparently in that year).

Service use and occupation tax exemptions

A rate of only 1% applies to food prepared for immediate consumption and transferred incident to a sale of service by a licensed hospital, nursing home, assisted living or shared housing facility, child-care facility, life care facility, or facility for the intellectually disabled or developmentally disabled.

Service transactions involving provision of the following *kinds of property* are exempt from the service use and service occupation taxes:

1. Personal property taxable under the retailers' occupation or use tax, and tangible personal property offered for resale.
2. Personal property that is essential for providing service for or by any governmental body or charitable, religious, or educational organization, or a nonprofit corporation organized for the recreation of persons 55 or older. (To be exempt, a nonprofit hospital must show that the value of its charitable services at least equals its estimated property tax liability if its real estate were taxable.)
3. Personal property that is essential for providing service by shippers or lessors for use as rolling stock moving in interstate commerce, to interstate carriers for hire as rolling stock moving in interstate commerce, if the buyer certifies that the carrier has an active U.S. DOT number and the appropriate classifications.
4. Property that is incorporated into other tangible personal property and sold in the regular course of business, or that is transported in interstate commerce to destinations outside Illinois.
5. Sales for the primary purpose of conveying news, with or without other information.
6. Property acquired outside the state and moved into Illinois for use as rolling stock in interstate commerce, if the buyer certifies that the carrier has a U.S. DOT number and the appropriate classifications.
7. Property that cannot be taxed under federal law.
8. Interim use of tangible personal property.
9. Property temporarily used in the state by nonresidents.
10. Property taxed in another state, but only to the extent of the tax paid there.
11. Property temporarily stored in the state for later use outside the state, or rented and used outside the state.
12. Property acquired outside the state at least 3 months before it is used in Illinois.

13. Machinery and equipment primarily used for manufacture or assembly of tangible personal property for sale or lease. Starting July 1, 2017, this includes graphic arts machinery and equipment. It also includes production-related tangible personal property bought after June 2019.
14. Mandatory service charges to the extent they cover tips for persons directly involved in preparing, serving, hosting, or cleaning after a function for which the charges are imposed.
15. New or used farm machinery for production agriculture, or for state or federal programs.
16. All machinery, equipment, structures, and associated apparatus of a coal gasification operation.
17. Property used for repairing railroad equipment that is transported outside Illinois for use elsewhere.
18. Sale or transfer of property made on special order for an interstate carrier for hire that is received in Illinois, but is transported to and used outside Illinois.
19. Personal property bought by a nonprofit Illinois county fair association for fair use.
20. Personal property sold by a teacher-sponsored student organization affiliated with an elementary or secondary school.
21. Legal tender, currency, medallions, or gold or silver coins issued by Illinois, the U.S., or any foreign country; and bullion.
22. Photoprocessing machinery and equipment, including repair and replacement parts.
23. Machinery and equipment used for general maintenance and repair, or in-house manufacture, of exempt machinery and equipment.
24. Machinery used to operate other equipment in a computer-assisted design (CAD) or computer-assisted manufacturing (CAM) system.
25. Proceeds from sales of personal property by nonprofit organizations organized to benefit people over 65.
26. Sales to nonprofit music or dramatic-arts organizations that regularly present live performances.
27. Photoprocessing products used in commercial motion pictures.
28. Materials used in the construction or maintenance of a community water supply operated by a nonprofit corporation that has a water supply permit.
29. Sales to a public-facilities corporation for constructing or furnishing a municipal convention hall.
30. Tangible personal property bought by a public-facilities corporation to build or furnish a municipal convention hall, but only if legal title to the hall is transferred to the municipality without further payment by the municipality when the hall is completed or bonds issued by the corporation to finance the hall are retired.
31. Until July 1, 2028, coal and aggregate exploration mining, off-highway hauling, processing, maintenance, and reclamation equipment, including replacement parts and equipment, and including equipment purchased for lease, but excluding registered motor vehicles.
32. Through 2026, menstrual hygiene products.
33. Tangible personal property transferred to a purchaser who is exempt from service tax under federal law.
34. From 2010 through 2024, materials and components incorporated into or on an aircraft as part of its modification, completion, repair, or maintenance by organizations that hold Air Agency Certificates, are authorized by the Federal Aviation Administration to operate an approved repair station, and meet some other requirements. (No claim for credit or refund is allowed for taxes paid due to the disallowance of this exemption after 2014 and before the 2020 law that reinstated it.)
35. Breast pumps, breast pump collection and storage supplies, and breast pump kits.
36. Tangible personal property sold by or on behalf of the State Treasurer pursuant to the Revised Uniform Unclaimed Property Act.

A credit against sales and use taxes, for air carriers in Illinois that buy “sustainable aviation fuel,” is described under “Use tax exemptions” above.

History:

	<i>Year</i>	<i>Rate</i>
A retailers' occupation tax was enacted in 1933 at an initial rate of 2%.	1933	2 %
	1935	3
	1941	2
A use tax was added in 1955, and both rates were set at 2.5%.	1955	2.5
	1959	3
The service use and service occupation taxes were added in 1961.	1961	3.5
	1967	4.25
	1969	4
	1984	5
	1990	6.25*

* The 6.25% is a combined state-local rate. The state keeps 80% (the first 5¢ per \$1.00), and transfers the other 20% (1.25¢ per \$1.00) to local governments. See "Distribution" on page 125.

Rates of sales and use taxes on food and drugs were reduced from 4% to 3% on January 1, 1980, and from 3% to 2% on January 1, 1981. All food not for consumption on the premises, along with all drugs, were completely exempted from state sales and use taxation on January 1, 1984. When the combined state-local rate of 6.25% took effect in 1990, a 1% state tax was imposed on food and drugs; proceeds are transferred to local governments.

A 2003 act created the Aircraft Use Tax on the sale of airplanes. (35 ILCS 157/10-1 ff.) Its rate is 6.25% of the selling price, of which 1.25% is deposited into the Local Government Distributive Fund and the remainder to the General Revenue Fund.

A 2004 act created the Watercraft Use Tax (35 ILCS 158/15-1 ff.) at 6.25% of the price of watercraft acquired by gift, transfer, or purchase. Proceeds go 20% to the State and Local Sales Tax Reform Fund, and 80% to the General Revenue Fund. (Leased or rented watercraft are tangible personal property subject to the retailers' occupation tax.)

A tax amnesty program in fiscal year 2004 allowed taxpayers to pay outstanding tax liabilities without penalty or interest; collections totaled \$101,358,086. An amnesty in fiscal year 2011 collected \$183,627,055.

Effective September 1, 2009, candy was excluded from the definition of "food for human consumption that is to be consumed off the premises where it is sold," and products such as soap, shampoo, toothpaste, and sunscreen were excluded from the definition of "nonprescription medicines and drugs," so they are taxed at 6.25% rather than 1%.

A 2010 act allowed individuals with annual use tax liability up to \$600 to report and pay it at the same time as they pay individual income tax. The act also established a use tax amnesty program from January 1, 2011 through October 15, 2011. During that time, interest and penalties were abated on payments of use tax liabilities from individuals incurred from July 1, 2004 through December 31, 2010.

A sales tax holiday from August 6 through 15, 2010 temporarily suspended the state's portion of the sales tax on items of clothing costing under \$100, and on school supplies. Another holiday from August 5 through 14, 2022 suspended it on items of clothing costing under \$125, and on school supplies.

Beginning July 1, 2011, a retailer was considered to have a place of business in Illinois, and thus had to collect sales tax for the state, if the retailer had a contract with a person in Illinois (1) under which the person referred potential customers to the retailer by a website link in return for commissions or (2) under which the retailer sold the person's products or similar products and the person received commissions. This applied only if gross receipts to the retailer from all sales under either type of contract exceeded \$10,000 per year. But the Illinois Supreme Court invalidated that requirement in 2013. It said the requirement was a discriminatory tax on electronic commerce within the meaning of the federal Internet Tax Freedom Act, and thus unenforceable. A 2014 law enacted in response to that decision said that a retailer is considered to have a place of business in Illinois if the retailer has a contract with a person in Illinois, under which the person receives commissions for referring potential customers to the retailer by providing promotional codes or other methods allowing the retailer to track purchases referred by that person. Examples in the law of such mechanisms were an Internet link and promotional codes distributed by hand, mail, or broadcast media. Like the original law, this one applied only if gross receipts to the retailer from all sales under such a contract exceeded \$10,000 per year. That law was repealed in 2019. A later 2019 law reinstated both laws.

Since October 1, 2018, an out-of-state seller of tangible personal property to Illinois buyers has been deemed to have an Illinois place of business if it has (1) cumulative gross receipts from such sales of at least \$100,000, or (2) 200 or more separate transactions for such sales (in each case apparently in the last 12 months). Retailers meeting either threshold must collect Illinois use tax and file returns for that year. Starting in 2021, such retailers must collect state sales tax *and* any locally imposed sales taxes that are administered by the Department of Revenue.

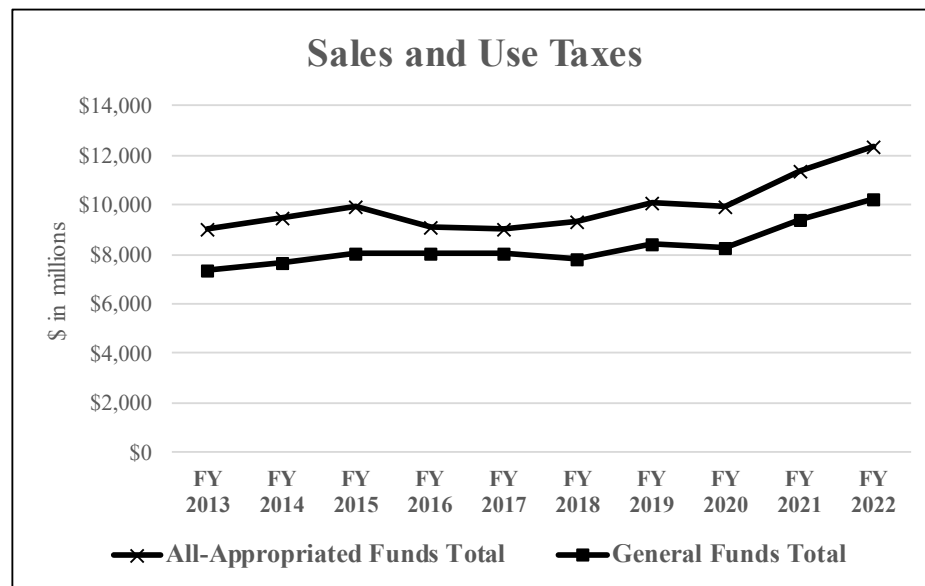
Two 2019 laws said that a "marketplace facilitator" that facilitates online sales under an agreement with a seller (such as eBay) is considered to be the retailer of each sale made on the marketplace, and thus must collect state sales tax on those sales, if (1) cumulative gross receipts from sales to Illinois purchasers by the marketplace facilitator and by marketplace sellers are at least \$100,000, or (2) the marketplace facilitator and marketplace sellers cumulatively enter into 200 or more separate transactions for such sales.

A 2013 law authorized medical cannabis purchases from registered dispensing organizations. Such purchases are taxed as purchases of "prescription and nonprescription medicines and drugs" at a rate of 1%.

A 2017 law ended the gasohol exemption early, but extended the exemptions for majority-blend ethanol and biodiesel blends with more than 10% biodiesel content. A partial exemption for biodiesel blends with 1% to 10% biodiesel content ended December 31, 2018. A 2022 law will exempt diesel fuel from sales tax, starting in 2024, if its biodiesel or other renewable content exceeds 10% (rising in steps to 19% in 2026, but reverting to a 10% threshold each winter season).

State Revenue History of the Sales and Use Taxes \$ in millions				
Fiscal Year	General Funds Total	% Change	All- Appropriated Funds Total	% Change
FY 2013	\$7,355	1.8%	\$9,054	2.3%
FY 2014	\$7,676	4.4%	\$9,451	4.4%
FY 2015	\$8,030	4.6%	\$9,908	4.8%
FY 2016	\$8,063	0.4%	\$9,073	-8.4%
FY 2017	\$8,043	-0.2%	\$9,053	-0.2%
FY 2018	\$7,810	-2.9%	\$9,297	2.7%
FY 2019	\$8,409	7.7%	\$10,094	8.6%
FY 2020	\$8,255	-1.8%	\$9,937	-1.6%
FY 2021	\$9,368	13.5%	\$11,374	14.5%
FY 2022	\$10,234	9.2%	\$12,332	8.4%

Source: Illinois Comptroller's Traditional Budgetary Financial Report.



Distribution:

1. 80% of net revenue from 6.25% sales tax as follows:
 - (a) 1.75% to the Build Illinois Fund.
 - (b) 3.8% to the Build Illinois Fund to retire bonds.
 - (c) 80% of net tax revenue on Illinois coal bought by a new electric generating facility that received state financial aid, to the Energy Infrastructure Fund (for the first 25 years that the facility buys Illinois coal).
 - (d) 5% of sales and use tax cash receipts collected during the previous fiscal year by the Illinois Department of Revenue's Audit Bureau to the Tax Compliance and Administration Fund, to fund additional auditors and compliance personnel at the Department.

- (e) 25% reserved for transfer to the Common School Special Account Fund.
- (f) 80% of net revenue from sales of products that were taxed at 1% until September 1, 2009 and then began to be taxed at 6.25%, to the Capital Projects Fund.
- (g) 80% of net revenue from sales of sorbents used in Illinois in sorbent injection as used to comply with the Environmental Protection Act or the federal Clean Air Act (up to \$2 million per year), to the Clean Air Act Permit Fund.
- (h) Beginning July 1, 2013, the deficit in the Underground Storage Tank Fund in the previous year (up to \$18 million per year), to the Underground Storage Tank Fund.
- (i) Beginning July 1, 2015, \$6 million per year to the State Crime Laboratory Fund.
- (j) $\frac{3}{32}$ of net revenue from counties and municipalities that have Downstate mass transit districts, to the Downstate Public Transportation Fund.
- (k) $\frac{3}{32}$ of net revenue from Madison, Monroe, and St. Clair Counties, to the Downstate Public Transportation Fund.
- (l) Remainder to the General Revenue Fund (25% is reserved for General Revenue Fund transfers to the Common School Fund).

In addition to those transfers of money from state sales tax revenues, the law calls for the state to match the following amounts of sales tax (and real estate transfer tax) collected by Chicago or the RTA, by depositing matching amounts in the Public Transportation Fund, which supports the RTA exclusively:

- (a) 25% of net revenue from (i) 80% of the proceeds of a 1.25% tax in Cook County; (ii) 75% of the proceeds of a 1% tax in Cook County; and (iii) one-third of the proceeds of a 0.75% tax in the collar counties, to the Public Transportation Fund.
 - (b) 5% of net revenue collected from the total RTA sales tax (and 5% of revenue transferred to the Chicago Transit Authority from Chicago's real estate transfer tax) to the Public Transportation Fund.
 - (c) 25% of net revenue from (i) 20% of the proceeds from a 1.25% RTA sales tax in Cook County; (ii) 25% of the proceeds from a 1% RTA sales tax in Cook County; (iii) one-third of the proceeds from a 0.75% RTA sales tax in the collar counties; and (iv) 25% of revenue transferred to the Chicago Transit Authority from Chicago's real estate transfer tax, under an intergovernmental agreement to be made, to the Public Transportation Fund.
2. 16% of net proceeds of the 6.25% sales tax to the Local Government Tax Fund.
 3. 4% of net revenue from the 6.25% sales tax to the County and Mass Transit Fund.

Additional amounts specified by law are to be deposited in the Build Illinois Fund and the McCormick Place Expansion Project Fund. Some revenue from sales and use taxes; the 1% tax on food and medicine; and the separate Watercraft Use Tax go to the State and Local Sales Tax Reform Fund (although part of that money is then transferred to local governments).

For aviation fuel sold after November 2019, 20% of net revenue from the state sales tax on aviation fuel goes to the State Aviation Program Fund for as long as federal requirements for spending aviation tax proceeds on aviation purposes are binding on the state.

Starting July 1, 2021, the Department of Revenue is to deposit rising percentages of the net revenues from sales taxation of motor fuel and gasohol into the Road Fund, reaching 80% of those amounts on July 1, 2025.

The Department of Revenue by law also keeps 1.5% or 2% of the revenue from sales taxes that it collects on behalf of municipalities, for the Tax Compliance and Administration Fund.

Other taxes on sales

Federal: None.

Local:

Goods other than food and drugs:

Illinois law authorizes local governments to impose sales taxes, subject to the following rate restrictions:

Home-rule units	0.25% or more in 0.25% increments (no statutory limit)
Non-home-rule municipalities	0.25%, 0.50%, 0.75%, or 1.0% for property tax relief or public infrastructure (and if the tax is approved on or after July 14, 2010, for municipal operations until July of 2030)
Regional Transportation Authority (RTA)	1.00% limit in Cook County; 0.75% limit in DuPage, Kane, Lake, McHenry, and Will Counties
Metro East Transit District	0.25% limit (any county in the District may impose an additional 0.5% by referendum)
Metro East Park and Recreation District	0.1% limit

Over 190 home-rule units impose their own sales taxes, at rates ranging from 0.25% to 2.75%.

The RTA imposes the maximum rates allowed. The Madison County Metro East Transit District imposes 0.25%, and the St. Clair County Metro East Transit District imposes 0.75%. Madison and St. Clair Counties also impose the Metro East Park and Recreation District tax at 0.1%. The Department of Revenue collects these local taxes on top of the state's 6.25% tax.

The Illinois Municipal Code authorizes non-home-rule municipalities by referendum to tax sales, except of food and drugs, for public infrastructure and/or property tax relief at rates of 0.25%, 0.50%, 0.75%, or 1.0%. Proceeds of such a tax approved by referendum on or after July 14, 2010 may also be used for municipal operations until July 1, 2030. The Illinois Department of Revenue collects those taxes for the municipalities imposing them. (65 ILCS 5/8-11-1.1 and 5/8-11-1.3) Over 160 municipalities impose such taxes. A provision intended specifically for East Peoria allows it to impose a sales tax in 0.25% increments. (65 ILCS 5/8-11-1.6)

Any county by referendum may impose a sales tax, except on food and drugs, in 0.25% increments for public safety, public facility, mental health, substance abuse, or transportation purposes. The Illinois Department of Revenue collects those taxes. (55 ILCS 5/5-1006.5) At least 46 counties impose them.

Any county except Cook by referendum may impose a sales tax in 0.25% increments up to 1%, except on food and drugs, for (1) school facility purposes, and/or (2) school resource officers and mental health professionals. At least 57 counties impose the tax. The Illinois Department of Revenue collects these taxes. (55 ILCS 5/5-1006.7)

A municipality may designate an area as a business district and, if the area is deemed blighted and unlikely to be developed without assistance, impose a sales tax within the district, except on food and drugs, in 0.25% increments up to 1%, to fund planning and projects in the district. The Illinois Department of Revenue collects these taxes. (65 ILCS 5/11-74.3-6(b) and (c))

A flood prevention district (authorized to be formed by Madison, Monroe, and St. Clair Counties) may by ordinance impose a sales tax, except on food and drugs, of 0.25% for up to 25 years if the district board determines that an emergency exists regarding levee repair or flood prevention. Proceeds are to be used to pay the costs of emergency levee repair and flood prevention, and to repay bonds issued for these purposes. Each of those counties currently imposes the tax, which the Illinois Department of Revenue collects. (70 ILCS 750/25)

A municipality or county that has established a STAR (Sales Tax and Revenue) bond district may impose a sales tax, except on food and drugs, in 0.25% increments up to 1% on sales in the STAR bond district. Revenues may be used to pay off STAR bonds. The Illinois Department of Revenue collects such taxes. (50 ILCS 470/31(b) and (c))

Food and drugs:

The state collects a 1% tax on sales of food for consumption off the premises; food served in hospitals and nursing homes incident to providing other services; prescription and nonprescription drugs; and medical appliances. This tax is collected by the Department of Revenue and paid into the Local Government Tax Fund for distribution to municipalities and counties. The state does not keep any of this revenue. In addition, Chicago is authorized to levy a tax on soft drinks to be collected by the state; and the state collects sales taxes on food and drugs for three transit districts. The Regional Transportation Authority imposes the maximum rates allowed. The St. Clair County Mass Transit District collects 0.75%, and the Madison County Mass Transit District collects 0.25%.

Chicago (soft drinks only)	0.25% or more in 0.25% increments (3.0% limit)
Regional Transportation Authority (RTA)	1.25% limit in Cook County 0.75% limit in DuPage, Kane, Lake, McHenry, and Will Counties
Metro East Transit District	0.25% limit (any county in the District may impose a further 0.5% by referendum)

A home-rule unit that does not impose a sales tax may tax gross receipts from the sale of alcoholic beverages, soft drinks, and food for immediate consumption. The tax may not be collected within more than 1 square mile, and must have the written consent of at least three-fourths of the operators of businesses to be taxed. It may be imposed in 0.25% increments up to 2%, for up to 25 years. Proceeds may be used for parking facilities in the area taxed. These taxes are administered by the municipalities that impose them.

Other taxes up to 1% are authorized for specific purposes for Belvidere and Collinsville, and for Boone County.

Use tax:

The increase in the general sales tax rate from 5% to 6.25% also increased collections of use tax by one-fourth ($1.25 \div 5$). That additional revenue is distributed as follows:

1. 20% to Chicago.
2. 10% to the RTA Occupation and Use Tax Replacement Fund.
3. 0.6% to the Madison County Mass Transit District.
4. \$37.8 million to the Build Illinois Bond Account Fund (through fiscal year 2025).
5. The remainder to the Local Government Distributive Fund (distributed based on population to local governments other than Chicago).

Restaurants:

The Metropolitan Pier and Exposition Authority is authorized to impose a 1% retailers' occupation tax on restaurant and carryout food in the area of Chicago bordered by the Stevenson Expressway on the south, Ashland Avenue on the west, Diversey Avenue on the north, and Lake Michigan on the east; and at O'Hare and Midway Airports.

Comparison of states' taxes

Only five states do not impose general sales taxes: Alaska, Delaware, Montana, New Hampshire, and Oregon.

Basic (statewide) rates in the states with general sales taxes are shown below.

<i>Rate</i>	<i>States</i>
7.25 %	California*
7.0	Indiana, Mississippi, Rhode Island, and Tennessee
6.875	Minnesota
6.85	Nevada*
6.625	New Jersey
6.5	Arkansas, Kansas, and Washington
6.35	Connecticut†
6.25	Illinois , Massachusetts, and Texas
6.10	Utah*
6.0	Florida, Idaho, Iowa, Kentucky, Maryland, Michigan, Pennsylvania, South Carolina, Vermont, and West Virginia
5.75	Ohio
5.6	Arizona
5.5	Maine and Nebraska
5.3	Virginia*
5.0	New Mexico, ^Δ North Dakota, and Wisconsin
4.75	North Carolina
4.5	Oklahoma and South Dakota
4.45	Louisiana
4.225	Missouri
4.0	Alabama, Georgia, Hawaii, New York, and Wyoming
2.9	Colorado

Notes

* Includes rates imposed statewide to support local governments in Nevada (2.25%), California and Utah (1.25%), and Virginia (1%).

† Connecticut's rate on some "luxury goods" is 7.75%.

Δ New Mexico's rate drops to 4.875% on July 1, 2023.

Sports Wagering Taxes and Fees

The state gets two kinds of revenue from licensed sports wagering operators: license fees, and the sports wagering tax. The Illinois Gaming Board is to license three online sports wagering operators. Race-tracks, casinos, and sports facilities may also be licensed. Currently, 10 casinos and 2 racetracks are licensed. Administered by Illinois Gaming Board. (230 ILCS 45/25-1 ff.)

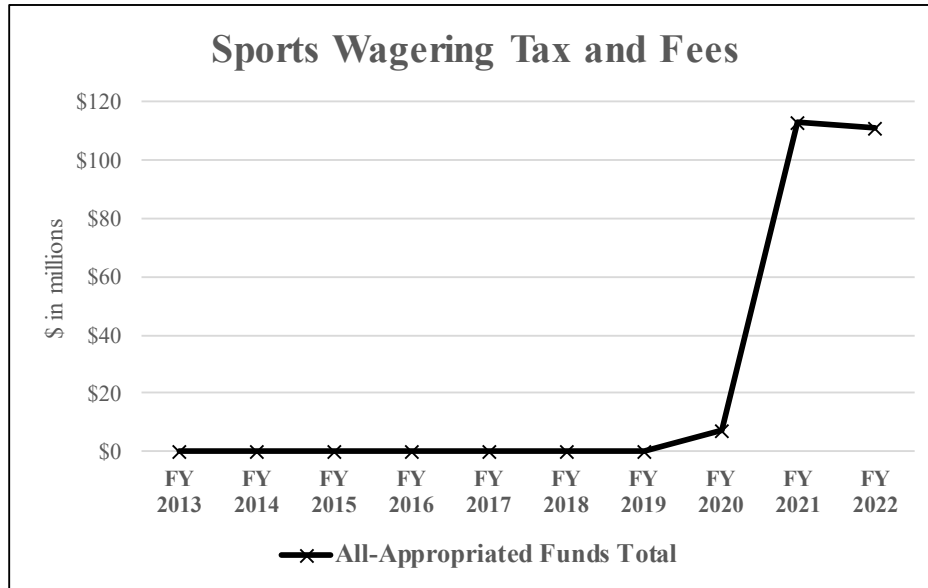
Rate and base:

1. License fees: Initial fees vary, but cannot exceed \$20 million for an online sports wagering operator and \$10 million for other entities seeking master sports wagering licenses. Renewal fees are: \$1 million every 4 years for a master sports wagering license; \$150,000 every 4 years for a supplier license; \$500,000 every 4 years for a management services provider license; and for a Tier 2 official league data provider license, the triennial fee ranges from \$30,000 to \$500,000 based on amounts of data sold. An occupational license (to work for a master sports wagering licensee in a gaming capacity) has an annual fee of \$250.
2. Tax: 15% of a master sports wagering licensee's adjusted gross receipts from sports wagering; plus 2% of adjusted gross receipts from sports wagers placed in Cook County.

History: The tax took effect June 28, 2019.

State Revenue History of the Sports Wagering Tax and Fees <i>\$ in millions</i>				
Fiscal Year	General Funds Total	% Change	All- Appropriated Funds Total	% Change
FY 2013	\$0	N/A	\$0	N/A
FY 2014	\$0	N/A	\$0	N/A
FY 2015	\$0	N/A	\$0	N/A
FY 2016	\$0	N/A	\$0	N/A
FY 2017	\$0	N/A	\$0	N/A
FY 2018	\$0	N/A	\$0	N/A
FY 2019	\$0	N/A	\$0	N/A
FY 2020	\$0	N/A	\$7	N/A
FY 2021	\$0	N/A	\$113	1514.3%
FY 2022	\$0	N/A	\$111	-1.8%

Source: Illinois Comptroller's Traditional Budgetary Financial Report.



Distribution:

Fees for occupational licenses: To the State Gaming Fund.

Taxes and all other license fees: To the Sports Wagering Fund.

Proceeds from the 2% tax on wagers in Cook County are to be paid to Cook County to improve its criminal justice system. Amounts collected for initial license fees are to be transferred to the Rebuild Illinois Projects Fund. On the 25th of each month, any money remaining in the Sports Wagering Fund over the next month’s anticipated expenditures from the Fund are to be transferred to the Capital Projects Fund.

Other taxes on sports wagering

Federal: A federal tax of 0.25% applies to any wager allowed by state law. But it does not apply to a game in which all participants are present during the wagering, determination of winners, and distribution of prizes. A \$50 federal license fee is imposed on persons accepting wagers authorized by state law. (26 U.S. Code secs. 4401, 4411, and 4421)

Local: No tax is authorized by statute. Home-rule units probably cannot collect license fees, due to the restriction on licensing for revenue in the Illinois Constitution, Art. 7, subsec. 6(e).

Comparison of states' taxes

The American Gaming Association reports that at least 24 other states tax sports betting in commercial casinos and/or online settings. Their tax rates on receipts are:

	<i>Land-based</i>	<i>Online (if different)</i>
Pennsylvania	36 %	-
Nebraska and Tennessee	20	-
Massachusetts	15	20%
Maryland and Virginia	15	-
Connecticut	13.75	-
Arkansas	13 (first \$150 million of receipts)	-
	20 (receipts beyond \$150 million)	-
Mississippi	12 (maximum rate)	-
New York	10	51
Louisiana	10	15
Colorado, Kansas, Maine, Ohio, W. Va., and Wyo.	10	-
New Jersey	9.75	14.25
Indiana	9.5	-
South Dakota	9	-
Michigan	8.4	9.65
Arizona	8	10.0
Iowa and Nevada	6.75	-

Eleven other states authorize sports betting only at tribal casinos or through state lotteries, where tax rates are not comparable to those in states authorizing such betting at commercial casinos: Delaware, Florida, Montana, New Hampshire, New Mexico, North Carolina, North Dakota, Oregon, Rhode Island, Washington, and Wisconsin.

Tire User Fee

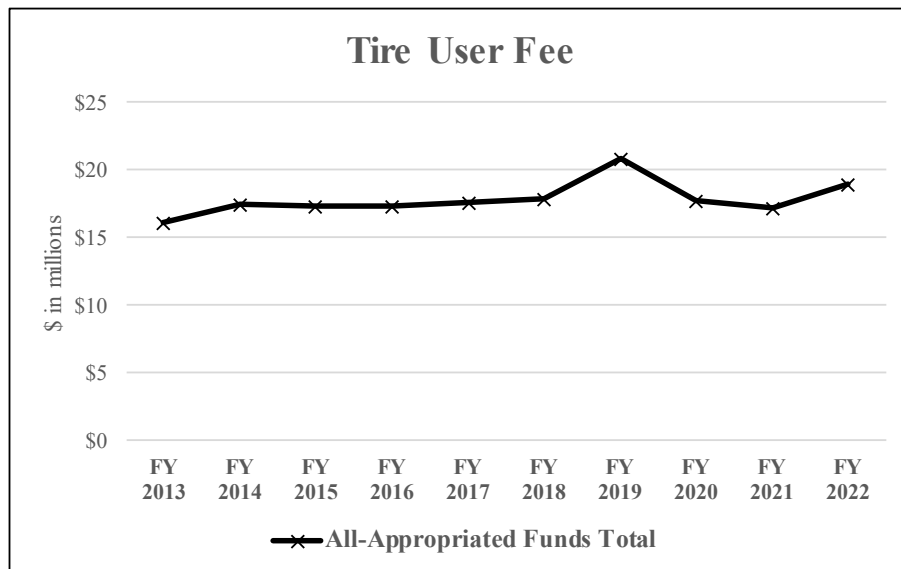
The fee is imposed on the retail sale of new or used tires (except tires sold by mail; tires sold already mounted on a vehicle; and reprocessed tires). Administered by Department of Revenue. (415 ILCS 5/55.8)

Rate and base: \$2.50 per tire sold.

History: The fee was first imposed on July 1, 1992 at \$1 per tire. In 2003 it was raised to \$2, and a 50¢ fee for the Emergency Public Health Fund was added. The 50¢ fee was to end in 2008, but in 2007 it was made permanent.

State Revenue History of the Tire User Fee <i>\$ in millions</i>				
Fiscal Year	General Funds Total	% Change	All- Appropriated Funds Total	% Change
FY 2013	\$0	N/A	\$16	-2.6%
FY 2014	\$0	N/A	\$17	8.3%
FY 2015	\$0	N/A	\$17	-0.5%
FY 2016	\$0	N/A	\$17	-0.4%
FY 2017	\$0	N/A	\$18	2.2%
FY 2018	\$0	N/A	\$18	1.4%
FY 2019	\$0	N/A	\$21	16.7%
FY 2020	\$0	N/A	\$18	-15.0%
FY 2021	\$0	N/A	\$17	-3.4%
FY 2022	\$0	N/A	\$19	10.9%

Source: Illinois Comptroller's Traditional Budgetary Financial Report.



Distribution:

1. 10¢ kept by seller if returns are filed on time.
2. 10¢ transferred to the General Revenue Fund.
3. 50¢ to the Emergency Public Health Fund.
4. Remaining \$1.80 to the Used Tire Management Fund.

Other taxes on tires

Federal: A tax applies to heavy-duty tires (with maximum rated load capacity over 3,500 pounds), in most cases at 9.45¢ per 10 pounds over that capacity. It is to expire October 1, 2028. (26 U.S. Code sec. 4071)

Local: Chicago imposes a \$1 fee on each new tire sold at retail, except by mail order or as part of a vehicle. The city uses the proceeds to pay costs of regulating used tires and their effects. (Chicago Municipal Code, sec. 3-55-030)

Comparison of states' taxes

<i>State</i>	<i>Tax per tire</i>
Alaska	\$2.50 (\$5 if tire is spiked)
Illinois	2.50
New York*	2.50 (expires December 31, 2025)
Oklahoma*	2.50 (if up to 19½ inches in diameter; \$3.50 if larger; \$1 per motorcycle tire; for agricultural tires, the greater of \$2.50 or 5¢ per pound)
Arkansas	2.00 (\$5 per truck tire)
Delaware	2.00
Kentucky	2.00 (expires June 30, 2024)
Louisiana	2.00 (\$5 per medium truck tire; \$10 per off-road tire)
South Carolina	2.00
California*	1.75 (expires December 31, 2033)
New Jersey*	1.50
Tennessee	1.35
Alabama	1.00
Florida*	1.00
Georgia	1.00 (expires June 30, 2025)
Maine	1.00
Mississippi	1.00 (\$2 if tire is at least 24 inches in diameter)
Nebraska*	1.00
Nevada	1.00
Ohio	1.00 (expires June 30, 2024)
Pennsylvania	1.00
Utah	1.00 (for tire up to 24½ inches in diameter)
Washington	1.00
Maryland*	0.80 (the Board of Public Works sets the fee, up to \$1.00)
Colorado	0.55
Missouri	0.50 (expires December 31, 2025)
Rhode Island	0.50
Virginia	0.50
New Mexico	0.375 (annual fees of: \$1.50 per automobile, \$1 per motorcycle, and 50¢ per wheel on a bus)

136 / Commission on Government Forecasting and Accountability

Indiana*	\$0.25	
Kansas*	0.25	
South Dakota	0.25	(charged at vehicle registration, up to \$1 per vehicle)
Arizona*		2% of price; limited to \$2 per tire (\$1 per tire on a motor vehicle if tire price is not stated separately, such as in sales from automobile makers)
North Carolina		2% of price of tire with diameter up to 20 inches; 1% if larger

* These states appear to impose the fees on tires sold mounted on motor vehicles, as well as on replacement tires.

Vehicle Use Tax

This tax is imposed on each motor vehicle given, transferred, or sold between private parties. Administered by Department of Revenue. (625 ILCS 5/3-1001 ff.)

Rate and base:

1. Vehicle valued under \$15,000:

<i>Years since model year</i>	<i>Tax</i>	<i>Years since model year</i>	<i>Tax</i>
Up to 1	\$465	7	\$155
2	365	8	140
3	290	9	125
4	240	10	115
5	190	over 10	100
6	165		

2. Vehicle valued at \$15,000 or more:

<i>Sale price</i>	<i>Tax</i>	<i>Sale price</i>	<i>Tax</i>
\$15,000-19,999	\$ 850	\$50,000-99,999	\$2,600
20,000-24,999	1,100	100,000-999,999	5,100
\$25,000-29,999	1,350	1,000,000+	10,100
30,000-49,999	1,600		

3. \$15 for a motor vehicle sold or transferred among immediate family members; in administering an estate (except transfer to a surviving spouse); or in reorganizing a business with no change in beneficial ownership.
4. \$25 for a motorcycle, motor-driven cycle, or moped.

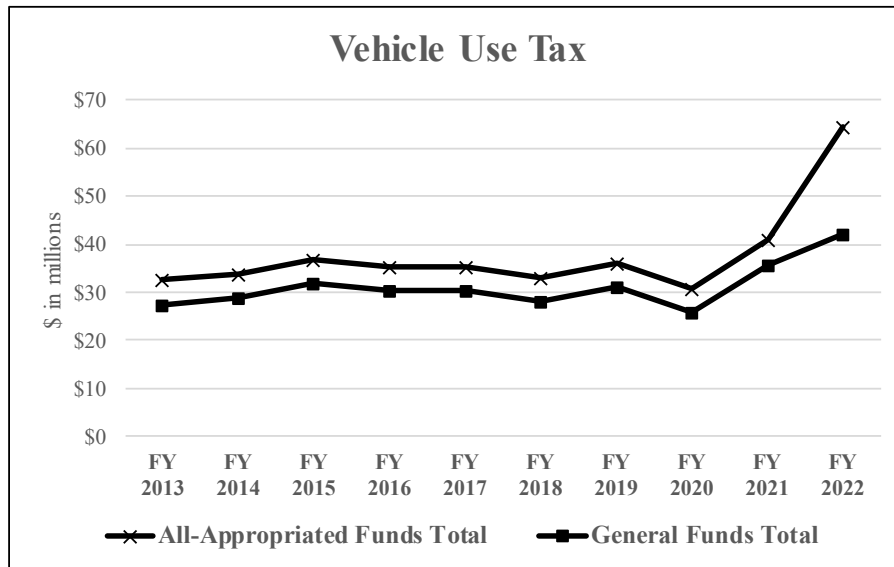
Exemptions:

1. Vehicles taxable under the use tax.
2. Vehicles bought and used by government agencies, or by a society, association, foundation, or institution organized and operated exclusively for charitable, religious, or educational purposes.
3. Vehicles sold after issuance of junking certificates.
4. Vehicles transferred to a surviving spouse.
5. Vehicles for on-farm use only.

History: The tax was enacted in 1979 at \$30 per vehicle. In 1981 motor vehicles over 5 years old were exempted. In 1985 the rate was changed to 5% of the selling price for vehicles up to 10 years old. Rates based on vehicle age and selling price took effect in 1988, and were raised in 2021. The tax is to be discontinued when there are enough proceeds to retire the Build Illinois bonds. A tax amnesty program in fiscal year 2004 allowed taxpayers to pay outstanding tax liabilities without penalty or interest. Collections totaled \$183,589. A fiscal year 2011 amnesty collected nothing.

State Revenue History of the Vehicle Use Tax <i>\$ in millions</i>					
Fiscal Year	General Funds Total	% Change	All-Appropriated Funds Total	% Change	
FY 2013	\$27	-4.3%	\$32	-3.7%	
FY 2014	\$29	5.2%	\$34	4.4%	
FY 2015	\$32	10.4%	\$37	8.9%	
FY 2016	\$30	-4.9%	\$35	-4.3%	
FY 2017	\$30	0.0%	\$35	0.0%	
FY 2018	\$28	-7.1%	\$33	-6.1%	
FY 2019	\$31	10.1%	\$36	8.6%	
FY 2020	\$26	-16.8%	\$31	-14.5%	
FY 2021	\$36	38.8%	\$41	32.5%	
FY 2022	\$42	17.3%	\$64	58.1%	

Source: Illinois Comptroller's Traditional Budgetary Financial Report.



Distribution: \$40 million per year to the Build Illinois Fund; remainder to the General Revenue Fund.

Other taxes on vehicle use

Federal: None.

Local: No local tax is authorized by statute, but a home-rule unit probably could impose one.

Other states' taxes

Other states usually tax sales of motor vehicles between private parties at the same rates as other sales.

Video Gaming Tax and License Fees

The state gets two kinds of revenue from licensed video gaming terminals: license fees, and the video gaming terminal tax. Terminals covered include those that, upon insertion of cash, electronic cards, or vouchers, play or simulate play of a video game (including video poker, line up, and blackjack) using a video display or microprocessors, in which a player may receive free games or credits redeemable for cash. Such terminals do not include those that directly dispense cash or tokens, or are for amusement only. They are authorized at for-profit and nonprofit alcoholic beverage establishments (except race-tracks and riverboats); fraternal and veterans' establishments; and large truck stops. Administered by Illinois Gaming Board. (230 ILCS 40/1 ff.)

Rate and base:

1. Video gaming terminal license fees (annual):

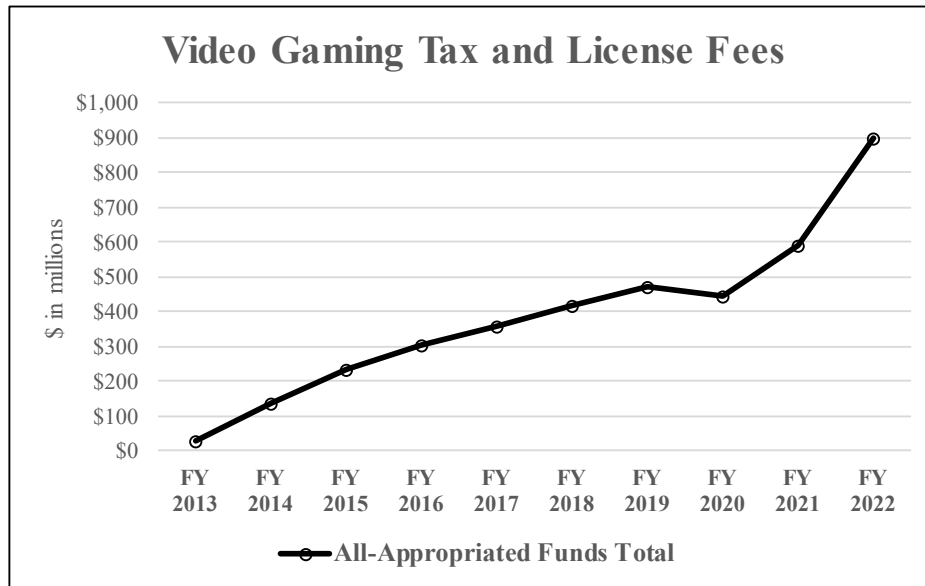
Manufacturer	\$10,000
Distributor	10,000
Operator	5,000
Supplier	2,000
Technician	100
Establishment	100
Terminal	100
Terminal handler	100
Sales agent and broker	100

2. Video gaming terminal tax: 30% of net terminal income (gross revenue minus prizes paid); 35% of net terminal income from video gaming at the Illinois State Fair and DuQuoin State Fair. An additional tax of 3% of net terminal income was imposed beginning July 1, 2019, and a further 1% tax beginning July 1, 2020.

History: The 30% tax took effect July 13, 2009. Some license revenue was collected in fiscal years 2011 and 2012. But video gaming was not authorized until October 9, 2012, and many locations first offered it in fiscal year 2014. A 2019 law added the 3% and 1% taxes, and the taxes on video gaming at the state fairs.

State Revenue History of the Video Gaming Tax and License Fees <i>\$ in millions</i>				
Fiscal Year	General Funds Total	% Change	All-Appropriated Funds Total	% Change
FY 2013	\$0	N/A	\$29	N/A
FY 2014	\$0	N/A	\$137	372.4%
FY 2015	\$0	N/A	\$235	71.5%
FY 2016	\$0	N/A	\$302	28.5%
FY 2017	\$0	N/A	\$356	17.9%
FY 2018	\$0	N/A	\$417	17.1%
FY 2019	\$0	N/A	\$474	13.7%
FY 2020	\$0	N/A	\$444	-6.3%
FY 2021	\$0	N/A	\$593	33.6%
FY 2022	\$0	N/A	\$901	51.9%

Source: Illinois Comptroller's Traditional Budgetary Financial Report.



Distribution:

1. License fees: State Gaming Fund.
2. Video gaming tax from the 30% tax:
 - (a) Five-sixths to the Capital Projects Fund.
 - (b) One-sixth to the Local Government Video Gaming Distributive Fund for distribution to counties and municipalities that have video gaming.
3. Video gaming tax from the additional 3% and 1% tax: Capital Projects Fund.
4. Video gaming from State Fair operations: State Fairgrounds Capital Improvements and Harness Racing Fund.

Other taxes on video gaming

Federal: The federal tax of 0.25% of the amount of any wager allowed by state law does not apply to wagers placed in a coin-operated device, or to any amount paid in lieu of inserting a coin, token, or similar object into such a device. (26 U.S. Code subsec. 4402(2))

Local: Both home rule and non-home rule units are prohibited from taxing video gaming. A home-rule municipality that had such a tax before November 1, 2021 may keep it but may not expand it. (230 ILCS 40/90)

A non-home-rule unit may not charge a fee exceeding \$250 per year for operation of a video gaming terminal. (230 ILCS 40/65) Although municipalities and counties (as to unincorporated areas) may not tax video gaming, they may prohibit it by ordinance. Video gaming is not allowed in approximately 95 municipalities and counties—either by specific ordinance, or because they have no facilities eligible for a license (such as because they are “dry”).

Other states’ taxes

At least 38 other states authorize electronic gaming devices; but only 7 allow them at establishments other than racetracks or casinos. Louisiana allows video draw poker devices in restaurants, bars, taverns, cocktail lounges, clubs, hotels, motels, and large truck stops. It charges \$250 annually per machine (\$1,000 per machine at truck stops), and takes 26% to 32.5% of net machine revenue in taxes, depending on the machine location. Montana authorizes video poker, keno, and bingo machines in establishments licensed for alcohol and gambling. The annual fee is \$240 per machine, and the state collects 15% of gross machine income. In Nevada, video gaming and slot machines are allowed in places for which slot machine operation is incidental to the primary business, such as bars, taverns, grocery stores, drugstores, convenience stores, and liquor stores. Operators must pay \$250 annually per machine, plus additional fees based on the type of license and number of machines. The state takes a percentage of monthly gross income from gambling: 3.5% of the first \$50,000; 4.5% of the next \$84,000; and 6.75% of income over \$134,000.

Oregon authorizes video lottery machines in alcoholic beverage establishments. The annual fee is \$135 per terminal—plus \$50 per terminal if annual net receipts at the location are over \$104,000, and an additional \$75 per terminal if receipts are over \$260,000. The state has two options for retailers to retain a portion of net receipts: one with three tiers and the other with four. Under those options, the state takes between 11% and 78% or between 11% and 72.5%, depending on annual net receipts. Pennsylvania allows video poker, reel games, and black jack at large truck stops. Terminal operators must pay \$5,000 annually, plus \$250 per terminal that is added after paying the annual fee. The state takes 42% of gross terminal revenue. In South Dakota, bars and lounges may have video lottery machines, and each operator must annually pay the greater of \$100 per machine or \$1,000. The state takes half of net machine income. Finally, West Virginia allows video lottery at private clubs, some beer establishments, and veterans’ or fraternal organizations. The annual fee is \$1,000 per terminal; the state also takes 50% of net income from video lottery.

COMMISSION OVERVIEW

The Commission on Government Forecasting & Accountability is a bipartisan legislative support service agency responsible for advising the Illinois General Assembly on economic and fiscal policy issues and for providing objective policy research for legislators and legislative staffs. The Commission's board is comprised of twelve legislators—split evenly between the House and Senate and between Democrats and Republicans. Effective December 10, 2018, pursuant to P.A. 100-1148 the former Legislative Research Unit was merged into the Commission.

The Commission has three internal units—Revenue, Pensions, and Research, each of which has a staff of analysts and researchers who analyze policy proposals, legislation, state revenues & expenditures, and benefit programs, and who provide research services to members and staff of the General Assembly. The Commission's staff fulfills the statutory obligations set forth in the Commission on Government Forecasting and Accountability Act (25 ILCS 155/), the State Debt Impact Note Act (25 ILCS 65/), the Illinois Pension Code (40 ILCS 5/), the Pension Impact Note Act (25 ILCS 55/), the State Facilities Closure Act (30 ILCS 608/), the State Employees Group Insurance Act of 1971 (5 ILCS 375/), the Public Safety Employee Benefits Act (820 ILCS 320/), the Legislative Commission Reorganization Act of 1984 (25 ILCS 130/), and the Reports to the Commission on Government Forecasting and Accountability Act (25 ILCS 110/).

- The **Revenue Unit** issues an annual revenue estimate, reports monthly on the state's financial and economic condition, and prepares bill analyses and debt impact notes on legislation having a financial impact on the State. The Revenue Unit also provides caucus staffs with valuation analyses of proposals or funding scenarios being considered. The Unit publishes a number of statutorily mandated reports, as well as on-demand reports, including the *Monthly Briefing* newsletter and annually, the *Budget Summary*, *Capital Plan Analysis*, *Illinois Economic Forecast Report*, *Wagering in Illinois Update*, and *Liabilities of the State Employees' Group Insurance Program*, among others. The Unit's staff also fulfills the agency's obligations set forth in the State Facilities Closure Act.
- The **Pension Unit** prepares pension impact notes on proposed pension legislation and publishes several statutorily mandated reports including the *Financial Condition of the Illinois State Retirement Systems*, the *Financial Condition of Illinois Public Pension Systems* and the *Fiscal Analysis of the Downstate Police & Fire Pension Funds in Illinois*. The Unit's staff also fulfills the statutory responsibilities set forth in the Public Safety Employee Benefits Act.
- The **Research Unit** primarily performs research and provides information as may be requested by members of the General Assembly or legislative staffs. The Unit maintains a research library and, per statute, collects information concerning state government and the general welfare of the state, examines the effects of constitutional provisions and previously enacted statutes, considers public policy issues and questions of state-wide interest, and tracks appointments to State boards and commissions. Additionally, the Unit publishes *First Reading*, a quarterly newsletter, *Abstracts of State Reports*, a monthly bulletin which includes abstracts of annual reports or special studies from other state agencies, the *Illinois Tax Handbook for Legislators*, *Federal Funds to State Agencies*, various reports detailing appointments to State Boards and Commissions, *the 1970 Illinois Constitution Annotated for Legislators*, the *Roster of Illinois Legislators*, and numerous special topic publications.

**Commission on Government
Forecasting & Accountability**
802 Stratton Office Building
Springfield, Illinois 62706
Phone: 217.782.5320
Fax: 217.782.3513
<http://cgfa.ilga.gov>