



# Capital Needs Assessment Survey Results















December 2023

Alexi Giannoulis  
Secretary of State

The Public Library Construction Act (30 ILCS 767/15-60) requires the Secretary of State to file a comprehensive assessment report of the capital needs of all Illinois public libraries to the General Assembly every two years. To compile this report, the Illinois State Library included the Capital Needs Assessment Survey in the Illinois Public Library Annual Report survey, which is a required submission by all public libraries.

## Overview

Responses were submitted by 623 public libraries that reported \$913.9 million of capital needs for general repair work, building additions, and new building construction for the next two years. Significant findings of the survey include:

-  \$466.7 million is needed for the construction of 45 new buildings.
-  \$96 million is needed for 42 building additions.
-  \$176.2 million is needed for general repair and remodeling of 331 library buildings.
-  \$40.8 million is needed by 232 library buildings for heating, ventilation, and air conditioning repairs and upgrades.
-  \$30.3 million is needed by 137 library buildings for roof repair or replacement.
-  \$17.7 million is needed to address accessibility in 108 libraries.
-  \$16.3 million is needed to repair structural issues in 128 libraries.
-  \$16.2 million in sidewalk, curbing, and parking area repairs are needed by 216 library buildings.
-  \$14 million is needed by 110 libraries to address building electrical systems.
-  \$12.2 million is needed to update technology in 230 library buildings.
-  13 libraries are constructing new library buildings at an estimated cost of \$121 million.
-  10 libraries are currently enlarging their existing buildings at an estimated cost of \$36.8 million.
-  144 library buildings are 100+ years old, while 209 are between 51 and 100 years old.
-  72% of the state's library buildings are over 25 years old.

## Illinois State Library Capital Needs Assessment Survey

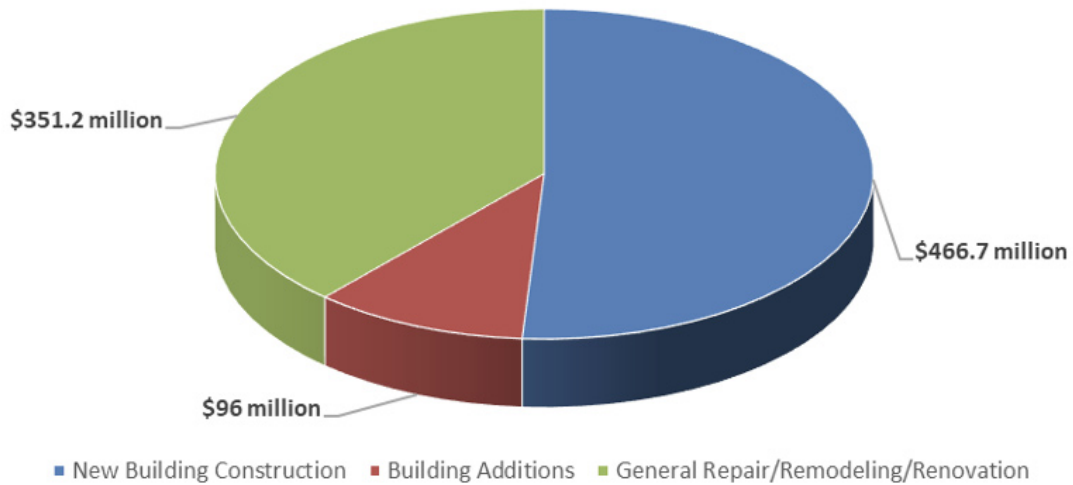
Type of Work Needed		Headquarters		Other Facilities		Library Total	
		# of Bldgs	Estimate \$	# of Bldgs	Estimate \$	# of Bldgs	Estimate \$
<b>General Repair/Remodeling/Renovation:</b>							
1	General repair/remodeling	292	133,017,941	39	43,234,500	331	176,252,441
2	Structural repairs (walls, foundations, etc.)	120	15,758,764	8	569,001	128	16,327,765
3	Roof repairs or replacements	127	28,424,552	10	1,967,000	137	30,391,552
4	Heating/ventilation/air conditioning	213	36,279,084	19	4,562,900	232	40,841,984
5	Electrical systems other than alarms	102	10,611,784	8	3,431,001	110	14,042,785
6	Plumbing systems	114	4,344,932	11	565,891	125	4,910,823
7	Egress systems (doors, stairs, etc.)	116	6,132,300	14	413,481	130	6,545,781
8	Fire protection (detectors, alarms, etc.)	107	4,004,386	12	512,500	119	4,516,886
9	Asbestos abatement	14	1,104,300	7	261,080	21	1,365,380
10	Security measures	134	3,226,011	20	406,800	154	3,632,811
11	Energy conservation	61	5,298,534	9	738,086	70	6,036,620
12	Repair of sidewalks, curbing, parking areas	179	13,118,385	37	3,159,261	216	16,277,646
13	Accessibility measures	100	16,226,515	8	1,560,250	108	17,786,765
14	Technological upgrading	212	11,776,537	18	520,000	230	12,296,537
<b>Subtotal General Repair/Remodeling/Renovation</b>			<b>289,324,025</b>		<b>61,901,751</b>		<b>351,225,776</b>
<b>New building construction (construction of a new facility)</b>		31	313,601,000	14	153,104,000	45	466,705,000
<b>Building additions (adding square feet to existing facility)</b>		37	81,743,093	5	14,300,000	42	96,043,093
<b>Total Work Needed</b>			<b>684,668,118</b>		<b>229,305,751</b>		<b>913,973,869</b>

Type of Work in Progress		Headquarters		Other Facilities		Library Total	
		# of Bldgs	Estimate \$	# of Bldgs	Estimate \$	# of Bldgs	Estimate \$
<b>General Repair/Remodeling/Renovation:</b>							
1	General repair/remodeling	136	60,308,449	21	4,819,745	157	65,128,194
2	Structural repairs (walls, foundations, etc.)	25	1,103,531	10	989,333	35	2,092,864
3	Roof repairs or replacements	30	2,406,212	7	2,246,729	37	4,652,941
4	Heating/ventilation/air conditioning	88	9,575,345	14	4,100,034	102	13,675,379
5	Electrical systems other than alarms	38	1,156,091	1	5,500	39	1,161,591
6	Plumbing systems	40	754,528	3	7,200	43	761,728
7	Egress systems (doors, stairs, etc.)	29	804,471	1	2,000	30	806,471
8	Fire protection (detectors, alarms, etc.)	39	265,791	1	500	40	266,291
9	Asbestos abatement	4	219,450	1	10,000	5	229,450
10	Security measures	47	733,096	8	65,238	55	798,334
11	Energy conservation	10	675,077	1	44,086	11	719,163
12	Repair of sidewalks, curbing, parking areas	48	2,533,793	7	151,157	55	2,684,950
13	Accessibility measures	25	1,335,005	43	4,277,227	68	5,612,232
14	Technological upgrading	103	2,728,247	8	154,000	111	2,882,247
<b>Subtotal General Repair/Remodeling/Renovation</b>			<b>84,599,086</b>		<b>16,872,749</b>		<b>101,471,835</b>
<b>New building construction (construction of a new facility)</b>		11	103,056,395	2	18,000,000	13	121,056,395
<b>Building additions (adding square feet to existing facility)</b>		9	36,798,578	1	30,000	10	36,828,578
<b>Total Work in Progress</b>			<b>224,454,059</b>		<b>34,902,749</b>		<b>259,356,808</b>

## Work Needed

Currently, a need of \$913.9 million is estimated for general repairs, building additions, and new building construction. The chart below summarizes the needs of the 623 survey respondents.

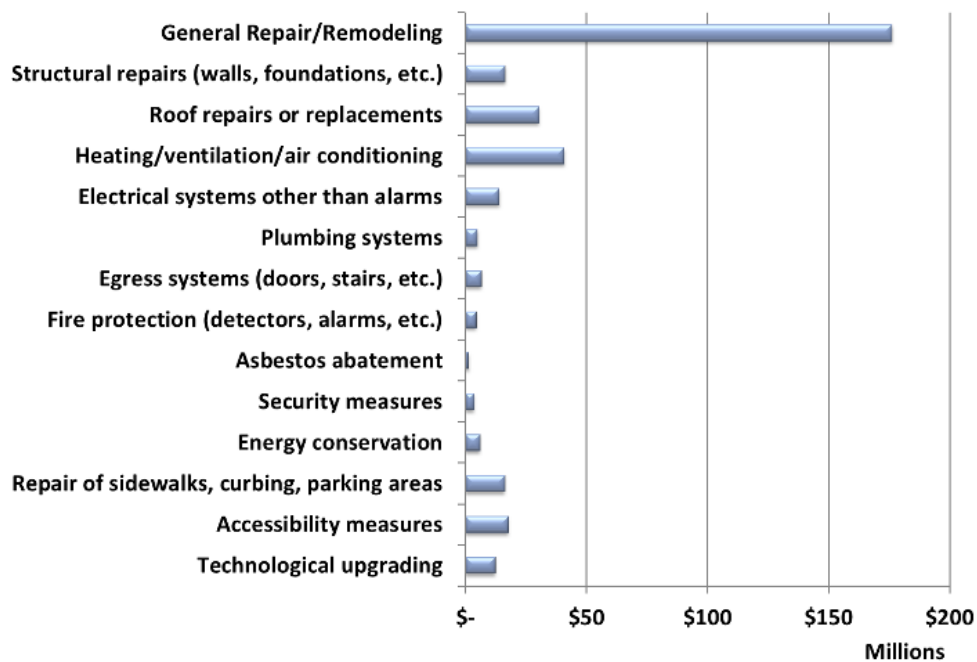
### Work Needed by Illinois Libraries: \$913.9 million



## General Renovation and Repair

The bar chart below represents the estimated need for \$351.2 million of general renovation and repair work. These needs are projected within the next two years and exceed the work in progress through 2023.

### Type of Work Needed



## Age of Library Buildings

Nearly 20% of the library buildings in Illinois are 100+ years old, while 26% are between 51 and 100 years old. Overall, 72% of library buildings are more than 25 years old.

