



Illinois State Board of Education

100 North First Street • Springfield, Illinois 62777-0001
www.isbe.net


James T. Meeks
Chairman


Tony Smith, Ph.D.
State Superintendent of Education

DATE: December 14, 2018

MEMORANDUM

TO: The Honorable John J. Cullerton, Senate President
The Honorable James F. Clayborne, Senate Majority Leader
The Honorable Michael J. Madigan, Speaker of the House
The Honorable James B. Durkin, House Republican Leader

FROM: Tony Smith, Ph.D. 
State Superintendent of Education
Illinois State Board of Education


Jeff Heck
Executive Director
Capital Development Board

SUBJECT: Capital Needs Assessment Survey

The Illinois State Board of Education and the Capital Development Board are required to assess school construction needs every two years. The attached report provides the results of a survey compiled in November 2018. This report is mandated by Public Act 93-0489.

If you have any questions or comments, please contact Deborah I. Vespa, Division Administrator, School Business Services, 217/785-8779.

cc: The Honorable Bruce Rauner, Governor
Tim Anderson, Secretary of the Senate
John W. Hollman, Clerk of the House
Legislative Research Unit
State Government Report Center



Capital Needs Assessment Survey Results

State of Illinois, Bruce Rauner
Governor

December 2018

Public Act 93-0489 requires the Illinois State Board of Education (ISBE) and the Capital Development Board (CDB) to file a comprehensive assessment report of the capital needs of all school districts to the General Assembly every two years. In an effort to compile this assessment needs report, the two agencies requested that all school districts complete and submit a Capital Needs Assessment Survey.

Overview

Responses were submitted by 350 elementary, secondary and unit school districts. Districts reported approximately \$9.4 billion of capital needs for new schools, building additions, and general repair work for the next two years. This compares to a \$7.5 billion need reflected in the past survey report for which 406 districts reported. Thus a \$1.9 billion increased need with 56 few districts reporting. Significant findings of the survey include:



More than \$6.4 billion is needed for overall general repair and remodeling projects compared to \$5.7 billion the last survey.



Of the overall general repair/remodeling and renovation needs, approximately \$5.5 billion is needed for Health/Life Safety Life Safety work. Even though fewer districts reported, the need is \$2.5 billion more than two years ago. This is due to a significant increase of \$2.1 billion for heating, ventilation, and air conditioning repair needs



More than \$849 million is needed to build 44 new school buildings.



To ease overcrowding, districts are using 271 temporary classrooms.



Approximately \$580 million is needed for 109 building additions.



15 school districts report they are either a candidate for or are considering consolidation compared to 61 last survey.



208 additional classrooms are needed for pre-kindergarten classes compared to 247 in the last survey.



223 additional classrooms are needed for kindergarten classes compared to 186 in the last Survey.



Districts report they need \$171.1 million for external and internal infrastructure and network devices to meet current technology and Partnership for Assessment of Readiness for College and Careers testing. An increase of \$55.2 million over the last survey.

Capital Development Board
Jeff Heck
Executive Director

Illinois State Board of Education
Tony Smith, Ph.D.
State Superintendent of Education

2018 CAPITAL NEEDS ASSESSMENT SURVEY - RESULTS

Type of Work Needed	PK - 8		High School		District Totals	
	# of Bldgs	Estimated \$	# of Bldgs	Estimated \$	# of Bldgs	Estimated \$
General Repair/Remodeling/Renovation:						
1. External Infrastructure (T1, fiber, wireless, etc.)	351	\$9,677,760	93	\$6,629,000	444	\$16,306,760
2. Internal Infrastructure (CAT 5/6 wiring, fiber, wireless etc.)	745	\$45,541,202	164	\$22,452,868	909	\$67,994,070
3. Network Devices (firewalls, switches, servers, VOIP, etc.)	738	\$69,199,728	163	\$17,606,548	901	\$86,806,276
4. General Repair / Remodeling	1,738	\$599,854,536	372	\$318,425,414	2,110	\$918,279,950
5. HLS* - Structural repairs (walls, foundations, etc.)	1,188	\$450,058,717	271	\$327,569,818	1,459	\$777,628,535
6. HLS - Roof repairs or replacements	1,068	\$547,126,921	264	\$266,813,371	1,332	\$813,940,292
7. HLS - Heating/ventilation/air conditioning	1,408	\$2,488,909,778	304	\$488,088,710	1,712	\$2,976,998,488
8. HLS - Electrical systems other than alarms	1,058	\$179,237,744	207	\$69,653,922	1,265	\$248,891,666
9. HLS - Plumbing systems	1,006	\$282,007,772	214	\$140,990,818	1,220	\$422,998,590
10. HLS - Egress systems (doors, stairs, etc.)	1,236	\$74,123,558	277	\$25,551,877	1,513	\$99,675,435
11. HLS - Fire protection (detectors, alarms, etc.)	842	\$149,208,648	160	\$40,918,748	1,002	\$190,127,396
12. Asbestos abatement	363	\$52,974,646	98	\$22,650,397	461	\$75,625,043
13. School security measures	1,119	\$119,921,882	282	\$40,972,038	1,401	\$160,893,920
14. Energy conservation	496	\$78,680,664	101	\$17,393,453	597	\$96,074,117
15. Repair of sidewalks, playgrounds, etc.	1,141	\$274,198,564	230	\$123,203,896	1,371	\$397,402,460
16. Accessibility Measures	687	\$535,451,882	180	\$69,319,127	867	\$604,771,009
Subtotal General Repair/Remodeling/Renovation	15,184	\$5,956,174,002	3,380	\$1,998,240,005	18,564	\$7,954,414,007
New School Construction	31	\$534,416,000	13	\$315,500,000	44	\$849,916,000
Building Additions	84	\$462,881,833	25	\$117,590,830	109	\$580,472,663
Total Work Needed	15,299	\$6,953,471,835	3,418	\$2,431,330,835	18,717	\$9,384,802,670

II. Impact: Provide the total estimated increase or decrease of the financial impact the capital expansion and renovation/remodeling work will have on the districts Operations & Maintenance and Educational Fund Budgets, such as additional staff.	PK - 8		High School		District Totals	
	Increase or Decrease	Estimated \$	Increase or Decrease	Estimated \$	Increase or Decrease	Estimated \$
	Increase	451,570,691	Increase	174,965,771	Increase	626,536,462

III. Temporaries: Indicate the number of temporary classrooms used at each level to house some or all of its students, in the space provided.	a.	Elementary Classrooms	197
	b.	High School Classrooms	74

IV. Enrollment & EAV Trends: Place an "X" in the box which represents the last 2 years enrollment and EAV trend for each of the following key areas.		Sharp Decline 5% or more	Small Decline 2% - 4.9%	Stable	Small Growth 2% - 4.9%.	Sharp Growth 5% or More
1	Enrollment	19	85	171	50	4
2	EAV	6	16	113	138	51

2018 CAPITAL NEEDS ASSESSMENT SURVEY - RESULTS

V. Work in Progress: For the types of work listed below, enter the number of buildings for which work is currently in progress. Place your numbers in the columns representing the number of buildings and estimated cost for that type of work for both elementary and high school. This is work that is in progress and in addition to the needs stated in the above table.

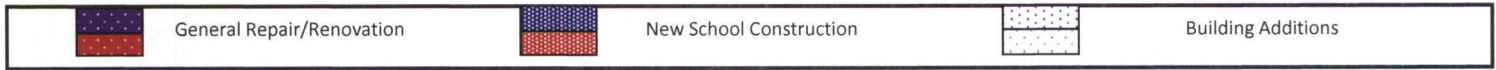
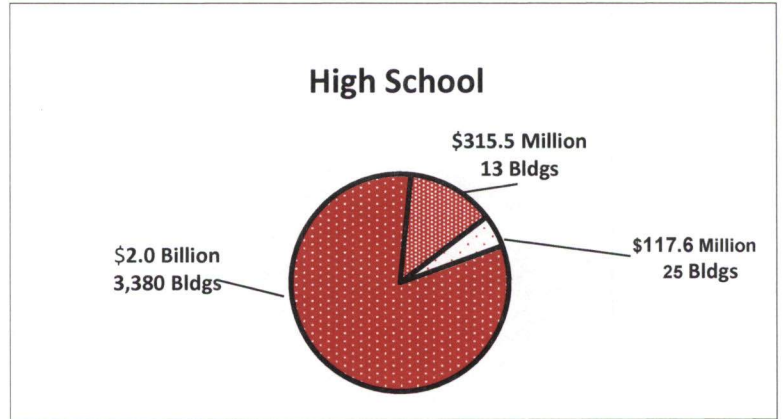

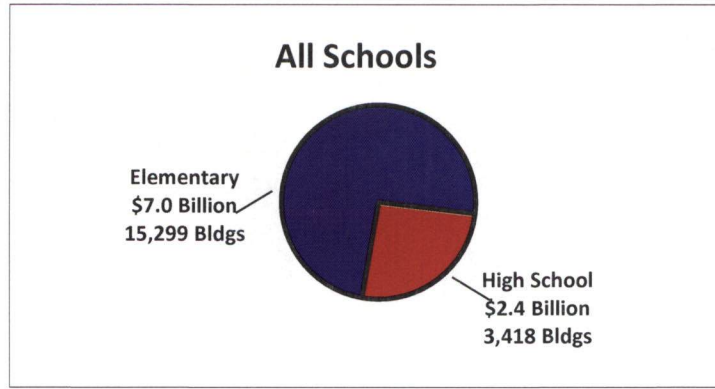
Type of Work In Progress	PK - 8		High School		District Totals	
	# of Bldgs	Estimated \$	# of Bldgs	Estimated \$	# of Bldgs	Estimated \$
General Repair/Remodeling/Renovation:						
1. External Infrastructure (T1, fiber, wireless, etc.)	196	\$1,462,740	47	\$2,764,713	243	\$4,227,453
2. Internal Infrastructure (CAT 5/6 wiring, fiber, wireless etc.)	358	\$19,775,623	88	\$13,818,343	446	\$33,593,966
3. Network Devices (firewalls, switches, servers, VOIP, etc.)	334	\$3,797,308	74	\$4,646,340	408	\$8,443,648
4. General Repair / Remodeling	329	\$86,739,079	139	\$141,426,218	468	\$228,165,297
5. HLS* - Structural repairs (walls, foundations, etc.)	91	\$135,716,387	35	\$82,535,635	126	\$218,252,022
6. HLS - Roof repairs or replacements	140	\$140,315,763	51	\$59,278,511	191	\$199,594,274
7. HLS - Heating/ventilation/air conditioning	219	\$86,200,877	69	\$64,713,237	288	\$150,914,114
8. HLS - Electrical systems other than alarms	119	\$7,700,650	45	\$6,853,222	164	\$14,553,872
9. HLS - Plumbing systems	154	\$12,047,795	41	\$17,857,795	195	\$29,905,590
10. HLS - Egress systems (doors, stairs, etc.)	174	\$4,394,821	47	\$4,375,659	221	\$8,770,480
11. HLS - Fire protection (detectors, alarms, etc.)	109	\$5,303,354	41	\$4,890,383	150	\$10,193,737
12. Asbestos abatement	92	\$3,883,857	40	\$6,014,195	132	\$9,898,052
13. School security measures	283	\$11,592,824	79	\$8,208,509	362	\$19,801,333
14. Energy conservation	127	\$11,125,773	31	\$1,176,498	158	\$12,302,271
15. Repair of sidewalks, playgrounds, etc.	231	\$35,231,203	70	\$42,872,982	301	\$78,104,185
16. Accessibility Measures	58	\$853,010	25	\$1,050,005	83	\$1,903,015
Subtotal General Repair/Remodeling/Renovation	3014	\$566,141,064	922	\$462,482,245	3936	\$1,028,623,309
New School Construction	17	\$245,879,151	6	\$179,154,823	23	\$425,033,974
Building Additions	41	\$250,352,937	14	\$99,883,290	55	\$350,236,227
Total Work in Progress	3072	\$1,062,373,152	942	\$741,520,358	4014	\$1,803,893,510

VI. Consolidation: Is this district a candidate or considering consolidation?	Yes	15	No	317
VII. Bonding Power: Will the district need to increase their debt limit to finance construction?	Yes	48	No	284

VIII. Pre-Kindergarten and Kindergarten:				
Does the district provide half-day or full-day Pre-Kindergarten classes?	Full Day	74	Half Day	169
Does the district provide both half-day and full-day Pre-Kindergarten classes?	Both	68	N/A	45
Does the District provide full-day Kindergarten Classes?	Yes	281	No	45
Does the District need additional classrooms to provide this instruction?	Yes	76	No	239
If Yes, how many additional Pre-Kindergarten classrooms are needed?		208		
If Yes, how many additional Kindergarten classrooms are needed?		223		

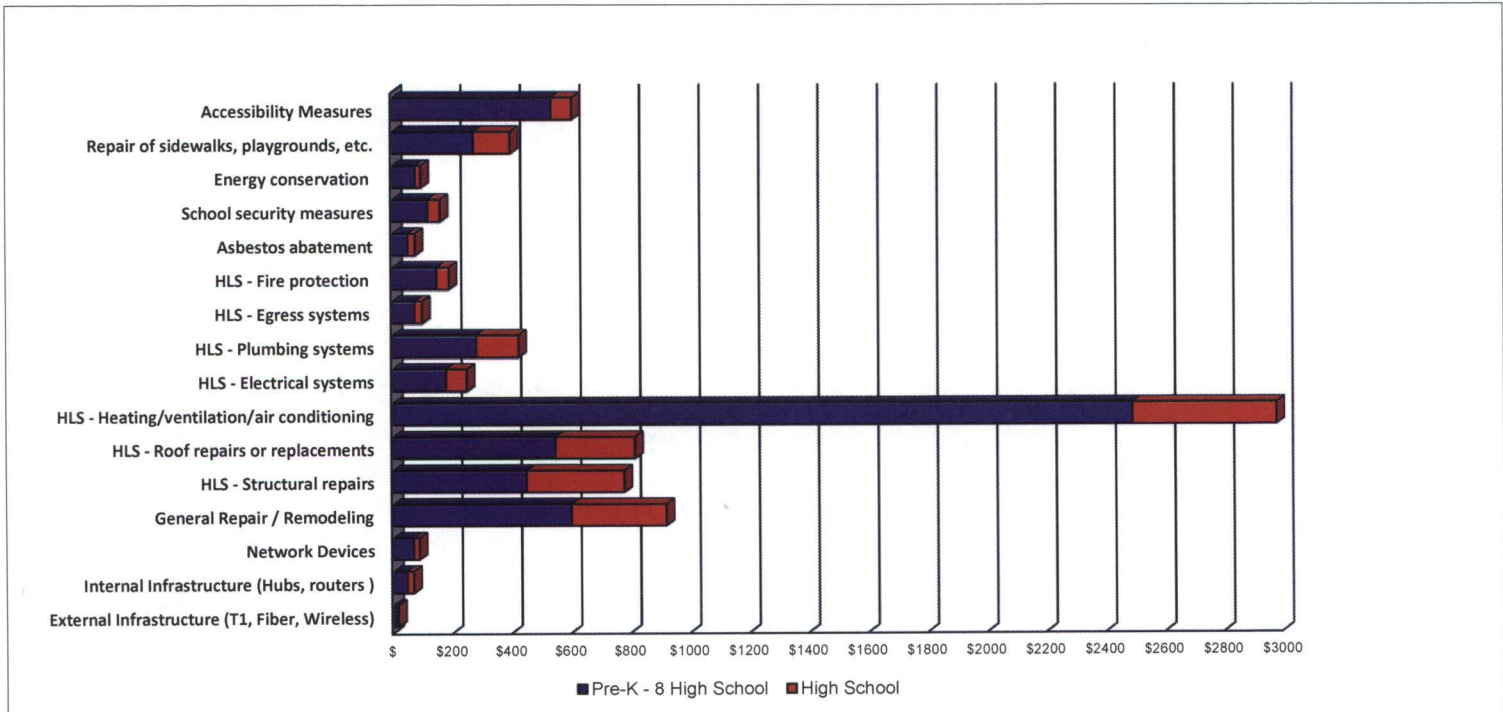
*HLS denotes Health/Life and Safety

Capital Needs Through January 2019



General Repair/Remodeling/Renovation

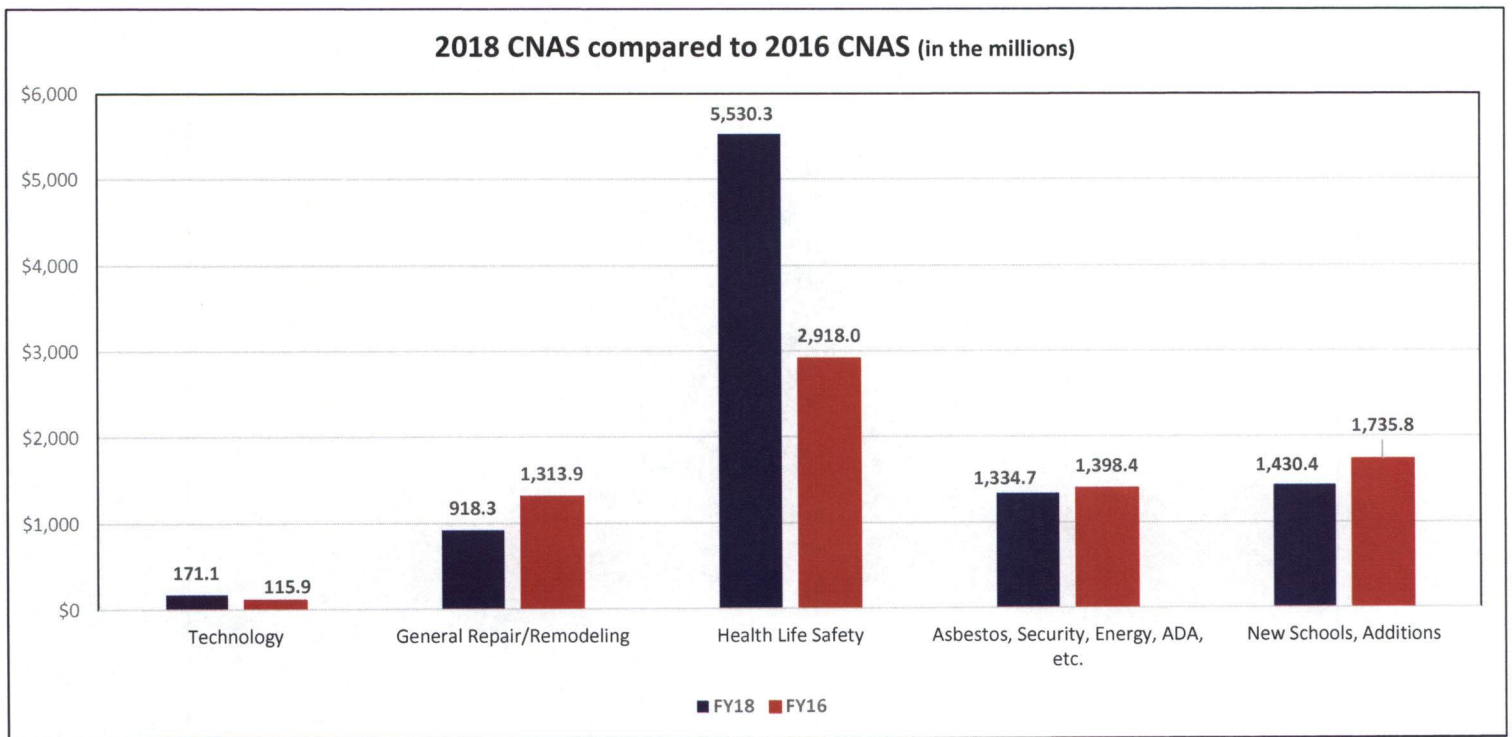
The estimated need for General Repair/Remodeling and Renovation work is graphically represented in the bar chart below. These needs are projected within the next two years and are over and above the work in progress through 2018. HLS -Heating/Ventilation/Air Conditioning is the largest increase in this years survey with a need of approximately \$3 billion compared to \$872.0 million in 2016.



Overview of Needs and Resources

The Illinois State Board of Education and the Capital Development Board conducted the first Capital Needs Assessment Survey in 2004. That survey, which was answered by 690 districts, showed estimated capital needs of \$6.7 billion. The 2018 survey showed estimated capital needs of \$9.4 billion, with 350 school districts responding. That is an average of \$26.8 million per district. Compared to the 2016 survey, the current survey shows a higher capital needs of \$1.9 million with fewer district reporting. This is represented in the chart and graph below.

Survey Year	No. of Respondents	Estimated Need (Billions)	Ave. Per District (Millions)
2004	690	\$6.7	\$9.7
2006	450	\$8.2	\$18.2
2008	456	\$7.6	\$16.6
2010	618	\$9.9	\$16.1
2012	385	\$7.2	\$18.9
2014	558	\$8.0	\$14.3
2016	406	\$7.5	\$18.5
2018	350	\$9.4	\$26.8



Technology Needs

The information in the Capital Needs Assessment Survey is to assess district' technology needs for providing highly reliable 21st century learning environments to meet the instructional needs of their students. The survey reflects a need of approximately \$16.3 million for External Infrastructure (T1, fiber, wireless, etc.), \$68.0 million for Internal Infrastructure (CAT 5/6 wiring, fiber, wireless, etc.) and \$86.7 million for Network Devices (firewalls, switches, servers, VOIP, etc.) totaling \$171.0 million. This represents a \$55.1 million dollar increase over the last survey total needs of \$115.9 million.

\$16.3 million was appropriated in FY 2019 capital funds for district broadband expansion with the goal that all school districts achieve broadband capability by the beginning of the 2020-2021 school year.

Temporary Units

Districts use temporary-modular or manufactured unit facilities to provide classrooms for their students when their school building capacity is not sufficient to accommodate their enrollment. To ease overcrowding, reporting districts are using 271 temporary classrooms.

Pre-Kindergarten and Kindergarten Programs

Out of 350 districts responding to the survey question, 74 districts reported that they provide full-day pre-kindergarten, 169 districts provide half-day pre-kindergarten, and 68 districts provide both full- and half-day classes. The survey shows 39 districts answered "non-applicable" to the question. Of the 326 districts responding to the survey question, 281 districts provide full-day kindergarten classes. The survey reflects the need for 223 additional classrooms for kindergarten and 208 classrooms for pre-kindergarten.

School Construction Grant Program

The Illinois General Assembly passed the School Construction Law (Public Act 90-548) in December 1997. The initial School Construction Grant Program benefited 502 school districts in every region of the state and provided over \$3.1 billion in state-funded grants to provide for new facilities, additions and renovations of aging buildings.

The fiscal year 2010 Illinois Jobs Now! Program provided \$1.5 billion over multiple years. Since May 2010, 99 grants totalling over \$1.3 billion have been awarded, providing for 57 new schools and 993 additions and/or renovations. Through a successful partnership using local and state matching funds, over \$2.6 billion has been invested in these facilities. A list of these school districts is available at <http://www.illinois.gov/cdb/services/grants/Documents/allgrants.pdf>

For media information call the Capital Development Board at 217-558-1015 or the Illinois State Board of Education at 217-782-2223.

For details regarding the School Construction Grant Program, please call the Capital Development Board at 217-782-8708 or the Illinois State Board of Education at 217-785-8779.