



FEDERAL FUNDS TO STATE AGENCIES

FYs 2014-2016

*Twenty-fifth Edition
June 2016*



ILLINOIS GENERAL ASSEMBLY
LEGISLATIVE RESEARCH UNIT

*JOINT COMMITTEE ON
LEGISLATIVE SUPPORT SERVICES*

Speaker of the House & Chairman	Rep. Michael J. Madigan
House Republican Leader	Rep. Jim Durkin
Senate Republican Leader	Sen. Christine Radogno
President of the Senate	Sen. John J. Cullerton

LEGISLATIVE RESEARCH UNIT

Co-Chairperson	Sen. Pamela J. Althoff
Co-Chairperson	Rep. Anna Moeller
Executive Director	Alan R. Kroner
Associate Director	Jonathan P. Wolff

<i>Senators</i>	<i>Representatives</i>
Thomas Cullerton	Adam Brown
Napoleon B. Harris III	Mary E. Flowers
Mattie Hunter	Chad Hays
Wm. Sam McCann	Christian L. Mitchell
Jim Oberweis	Barbara Wheeler

The Legislative Research Unit is the central general research agency for the General Assembly. A board of 12 legislators, appointed by the Joint Committee on Legislative Support Services, supervises its operations.

A staff of researchers handles inquiries from legislators, legislative committees, and partisan staff. The staff's areas of expertise include law generally, science and technology, taxation, education, local government, economics and fiscal affairs, and the political and social history of Illinois.

Legislative Research Unit
222 S. College, Suite 301
Springfield, Illinois 62704-1894
Phone: 217/782-6851
E-mail: lru@ilga.gov
Website: www.ilga.gov/commission/lru/lru_home.html

Cover photo note: Interior of U.S. Capitol

Federal Funds to State Agencies

FYs 2014–2016

Annual Report to the Illinois General Assembly

TWENTY-FIFTH EDITION

Publication No. 396

June 2016

Prepared by

Kathleen M. Hazelwood, Federal Aid Tracking Coordinator

Proofing

Tara Burke, Proofreader-Office Associate

The Legislative Research Unit compiled the information in this volume from a comprehensive survey of all Illinois state agencies. The publication of *Federal Funds to State Agencies, FYs 2014-2016* would not have been possible without the cooperation and support of many program managers, budget analysts, and state agency directors. Although it is not possible to list every individual's name, we are grateful to all for their contribution.

Contact: Kathleen M. Hazelwood, *Federal Aid Tracking Coordinator*
(217) 782-6851

Foreword

The *Illinois Compiled Statutes* require the Legislative Research Unit to compile and maintain information on federal aid programs administered by Illinois state agencies, and to report to the Illinois General Assembly on those programs. *Federal Funds to State Agencies, FYs 2014-2016*, the twenty-fifth edition of this report, is submitted by the Legislative Research Unit to fulfill this responsibility.

This edition includes program descriptions and outlay information, as well as sections to assist legislators and staff in linking the federal program data to the state budget. A State Trust Fund section identifies the trust fund(s) used for depositing the federal grants, and a table indicates which state programs are supported and what areas and populations of Illinois are served by the federal grants.

It is the hope of the Legislative Research Unit that this handbook will be a useful resource for legislators in enhancing their understanding of federal assistance.

Alan R. Kroner
Executive Director

TABLE OF CONTENTS

Introduction xii

* Denotes new agency (agency reporting receipt of federal funds for the first time) or new program to this agency in 2016.

Δ Denotes a program that receives ARRA—American Recovery and Reinvestment Act—and non—ARRA funds.

TABLE OF CONTENTS

i

SUPREME COURT

1

93.586 State Court Improvement Program 1

ATTORNEY GENERAL

1

16.543 Missing Children’s Assistance 1

SECRETARY OF STATE

2

45.310 Grants to States 2

45.312 National Leadership Grants 2

45.313 Laura Bush 21ST Century Librarian Program 3

DEPARTMENT ON AGING

3

10.555 National School Lunch Program 3

10.560 State Administrative Expenses for Child Nutrition 4

17.235 Senior Community Service Employment Program 4

93.041 Special Programs for the Aging—Title VII, Chapter 3—Programs for Prevention of Elder Abuse, Neglect, and Exploitation 5

93.042 Special Programs for the Aging—Title VII, Chapter 2—Long-Term Care Ombudsman Services for Older Individuals 5

93.043 Special Programs for the Aging—Title III, Part D—Disease Prevention and Health Promotion Services 6

93.044 Special Programs for the Aging—Title III, Part B—Grants for Supportive Services and Senior Centers 6

93.045 Special Programs for the Aging—Title III, Part C—Nutrition Services 7

93.048 Special Programs for the Aging—Title IV and Title II—Discretionary Projects 7

93.051 Alzheimer’s Disease Demonstration Grants to States 8

93.052 National Family Caregiver Support—Title III, Part E 8

93.053 Nutrition Services Incentive Program 9

93.071 Medicare Enrollment Assistance Program 9

93.324 State Health Insurance Assistance Program 10

93.626 SHIP/ADRC Options Counseling for Medicare-Medicaid Individuals in States With Approved Financial Alignment Models 10

93.634 ACA Support for Demonstration Ombudsman Programs Serving Beneficiaries of State Demonstrations to Integrate Care for Medicare-Medicaid 10

93.779 Centers for Medicare and Medicaid Services (CMS) Research, Demonstrations, and Evaluations 11

DEPARTMENT OF AGRICULTURE		11
10.025	Plant and Animal Disease, Pest Control, and Animal Care	11
10.153	Market News	12
10.163	Market Protection and Promotion	12
10.170	Specialty Crop Block Grant Program—Farm Bill	13
10.171	Organic Certification Cost-Share Programs	13
10.475	Cooperative Agreements With States for Intrastate Meat and Poultry Inspection	14
10.479	Food Safety Cooperative Agreements*	14
10.902	Soil and Water Conservation	14
15.631	Partners for Fish and Wildlife	15
66.460	Nonpoint Source Implementation Grants	15
66.605	Performance Partnership Grants	16
93.103	Food and Drug Administration—Research*	16
93.445	Indian Health Service Sanitation Facilities Construction Program	17
93.449	Ruminant Feed Ban Support Project	17
DEPARTMENT OF CHILDREN AND FAMILY SERVICES		17
93.090	Guardianship Assistance	17
93.556	Promoting Safe and Stable Families	18
93.590	Community-Based Child Abuse Prevention Grants	18
93.599	Chafee Education and Training Vouchers Program (ETV)	19
93.643	Children’s Justice Grants to States	19
93.645	Stephanie Tubbs Jones Child Welfare Services Program	20
93.648	Child Welfare Research Training or Demonstration	20
93.652	Adoption Opportunities	21
93.658	Foster Care—Title IV-E	21
93.659	Adoption Assistance	22
93.669	Child Abuse and Neglect State Grants	22
93.674	Chafee Foster Care Independence Program	22
DEPARTMENT OF COMMERCE AND ECONOMIC OPPORTUNITY		23
12.002	Procurement Technical Assistance for Business Firms	23
14.228	Community Development Block Grants/State’s Program and Non-Entitlement Grants in Hawaii	24
14.269	Hurricane Sandy Community Development Block Grant Disaster Recovery Grants (CDBG-DR)	24
17.207	Employment Service/Wagner-Peyser Funded Activities	25
17.245	Trade Adjustment Assistance	25
17.258	WIA/WIOA Adult Program	26
17.259	WIA/WIOA Youth Activities	26
17.277	WIOA National Dislocated Worker Grants/WIA National Emergency Grants	27
17.278	WIA/WIOA Dislocated Worker Formula Grants	27
17.281	WIA/WIOA Dislocated Worker National Reserve Technical Assistance and Training	28
21.021	Bank Enterprise Award Program	28
59.037	Small Business Development Centers	29
59.061	State Trade and Export Promotion Pilot Grant Program	29

81.041	State Energy Program.....	30
81.042	Weatherization Assistance for Low-Income Persons.....	30
93.568	Low-Income Home Energy Assistance.....	31
93.569	Community Services Block Grant.....	31
DEPARTMENT OF CORRECTIONS		32
16.606	State Criminal Alien Assistance Program.....	32
16.812	Second Chance Act Re-Entry Initiative	32
DEPARTMENT OF EMPLOYMENT SECURITY		33
17.002	Labor Force Statistics.....	33
17.207	Employment Service/Wagner-Peyser Funded Activities.....	33
17.225	Unemployment Insurance	34
17.271	Work Opportunity Tax Credit Program (WOTC).....	34
17.273	Temporary Labor Certification for Foreign Workers	35
17.281	WIA/WIOA Dislocated Worker National Reserve Technical Assistance and Training	35
17.801	Disabled Veterans' Outreach Program (DVOP).....	35
17.804	Local Veterans' Employment Representative Program	36
DEPARTMENT OF HEALTHCARE AND FAMILY SERVICES		36
93.563	Child Support Enforcement.....	36
93.597	Grants to States for Access and Visitation Programs.....	37
93.767	Children's Health Insurance Program	37
93.777	State Survey and Certification of Healthcare Providers and Suppliers (Title XVIII) Medicare.....	38
93.778	Medical Assistance Program.....	38
	(1) Medicaid Vendor Payments.....	38
	(2) Medicaid State Administration and Training	39
93.791	Money Follows the Person Rebalancing Demonstration	39
DEPARTMENT OF HUMAN RIGHTS		40
29.001	Clearinghouse Services—Civil Rights Discrimination Complaints	40
DEPARTMENT OF HUMAN SERVICES		40
10.551	Supplemental Nutrition Assistance Program	40
10.557	Special Supplemental Nutrition Program for Women, Infants, and Children	40
10.561	State Administrative Matching Grants for the Supplemental Nutrition Assistance Program.....	41
	(1) Food Stamp Administrative Costs and State Exchange	41
	(2) Food Stamp Employment and Training.....	42
10.565	Commodity Supplemental Food Program.....	42
10.568	Emergency Food Assistance Program (Administrative Costs).....	43
10.572	WIC Farmers' Market Nutrition Program (FMNP).....	43
10.576	Senior Farmers' Market Nutrition Program	43
14.231	Emergency Solutions Grant Program*	44
16.523	Juvenile Accountability Block Grants.....	44

16.529	Education, Training, and Enhanced Services to End Violence Against and Abuse of Women With Disabilities.....	45
16.540	Juvenile Justice and Delinquency Prevention—Allocation to States.....	45
16.727	Enforcing Underage Drinking Laws Program	46
84.126	Rehabilitation Services—Vocational Rehabilitation Grants to States	46
84.128	Rehabilitation Services—Service Projects.....	47
84.161	Rehabilitation Services—Client Assistance Program	47
84.169	Independent Living—State Grants.....	48
84.177	Rehabilitation Services—Independent Living Services for Older Individuals Who Are Blind	48
84.181	Special Education—Grants for Infants and Families.....	49
84.187	Supported Employment Services for Individuals With the Most Significant Disabilities	49
84.224	Assistive Technology	50
84.265	Rehabilitation Training—State Vocational Rehabilitation Unit In-Service Training	50
93.092	Affordable Care Act (ACA) Personal Responsibility Education Program.....	51
93.104	Comprehensive Community Mental Health Services for Children With Serious Emotional Disturbances (SEDs).....	51
93.110	Maternal and Child Health Federal Consolidated Programs.....	52
93.150	Projects for Assistance in Transition From Homelessness (PATH)	52
93.243	Substance Abuse and Mental Health Services—Projects of Regional and National Significance	53
93.275	Substance Abuse and Mental Health Services—Access to Recovery	53
93.369	ACL Independent Living State Grants*	54
93.464	ACL Assistive Technology*	54
93.505	Affordable Care Act (ACA) Maternal, Infant, and Early Childhood Home Visiting Program	54
93.558	Temporary Assistance for Needy Families	55
93.566	Refugee and Entrant Assistance—State-Administered Programs	56
	(1) Refugee Assistance—Cash/Medical.....	56
	(2) Refugee Assistance—Social Services	56
93.575	Child Care and Development Block Grant	57
93.576	Refugee and Entrant Assistance—Discretionary Grants	57
93.584	Refugee and Entrant Assistance—Targeted Assistance Grants.....	58
93.596	Child Care Mandatory and Matching Funds of the Child Care and Development Fund	58
	(1) Child Care Mandatory	58
	(2) Child Care Matching	59
93.600	Head Start.....	59
93.667	Social Services Block Grant.....	60
93.671	Family Violence Prevention and Services/Domestic Violence Shelter and Supportive Services	60
93.926	Healthy Start Initiative	61
93.958	Block Grants for Community Mental Health Services	61
93.959	Block Grants for Prevention and Treatment of Substance Abuse.....	62
94.003	State Commissions	62

96.001	Social Security—Disability Insurance	62
96.008	Social Security—Work Incentives Planning and Assistance Program	63
DEPARTMENT OF INSURANCE*		63
93.525	State Planning and Establishment Grants for the Affordable Care Act (ACA)'s Exchanges*	63
DEPARTMENT OF LABOR		64
17.503	Occupational Safety and Health—State Program	64
17.504	Consultation Agreements	64
LIQUOR CONTROL COMMISSION		65
20.205	Highway Planning and Construction.....	65
DEPARTMENT OF MILITARY AFFAIRS		65
12.400	Military Construction—National Guard*	65
12.401	National Guard Military Operations and Maintenance (O&M) Projects	66
12.404	National Guard ChalleNGe Program	66
16.922	Equitable-Sharing Program	66
DEPARTMENT OF NATURAL RESOURCES		67
10.093	Voluntary Public Access and Habitat Incentive Program	67
10.500	Cooperative Extension Service	67
10.664	Cooperative Forestry Assistance	68
10.665	Schools and Roads—Grants to States	68
10.675	Urban and Community Forestry Program	69
10.676	Forest Legacy Program	69
10.678	Forest Stewardship Program	70
10.680	Forest Health Protection	70
10.902	Soil and Water Conservation.....	71
10.914	Wildlife Habitat Incentive Program	71
11.407	Interjurisdictional Fisheries Act of 1986.....	71
11.419	Coastal Zone Management Administration Awards	72
12.112	Payments to States in Lieu of Real Estate Taxes	72
15.250	Regulation of Surface Coal Mining and Surface Effects of Underground Coal Mining	73
15.252	Abandoned Mine Land Reclamation (AMLR) Program.....	74
15.605	Sport Fish Restoration Program	74
15.608	Fish and Wildlife Management Assistance	74
15.611	Wildlife Restoration and Basic Hunter Education	75
15.614	Coastal Wetlands Planning, Protection, and Restoration Program	75
15.615	Cooperative Endangered Species Conservation Fund	76
15.622	Sportfishing and Boating Safety Act.....	76
15.626	Enhanced Hunter Education and Safety Program	77
15.631	Partners for Fish and Wildlife	77
15.634	State Wildlife Grants	77
15.650	Research Grants*.....	78
15.657	Endangered Species Conservation—Recovery Implementation Funds.....	78

15.658	Natural Resource Damage Assessment, Restoration, and Implementation	79
15.660	Endangered Species—Candidate Conservation Action Funds	79
15.662	Great Lakes Restoration	80
15.916	Outdoor Recreation—Acquisition, Development, and Planning	80
17.600	Mine Health and Safety Grants	81
66.433	State Underground Water Source Protection	81
66.469	Great Lakes Program.....	81
66.951	Environmental Education Grants	82
97.012	Boating Safety Financial Assistance	82
97.023	Community Assistance Program State Support Services Element (CAP-SSSE)	83
97.036	Disaster Grants—Public Assistance (Presidentially Declared Disasters)	83
97.041	National Dam Safety Program	84
97.045	Cooperating Technical Partners	84
DEPARTMENT OF PUBLIC HEALTH		85
14.241	Housing Opportunities for Persons With AIDS	85
17.005	Compensation and Working Conditions	85
66.032	State Indoor Radon Grants	86
66.701	Toxic Substances Compliance Monitoring Cooperative Agreements	86
66.707	TSCA Title IV State Lead Grants Certification of Lead-Based Paint Professionals	87
93.003	Public Health and Social Services Emergency Fund	87
93.070	Environmental Public Health and Emergency Response	87
93.074	Hospital Preparedness Program (HPP) and Public Health Emergency Preparedness (PHEP) Aligned Cooperative Agreements.....	88
93.094	Well-Integrated Screening and Evaluation for Women Across the Nation	88
93.103	Food and Drug Administration—Research.....	89
93.110	Maternal and Child Health Federal Consolidated Programs*	89
93.116	Project Grants and Cooperative Agreements for Tuberculosis Control Programs	90
93.130	Cooperative Agreements to States/Territories for the Coordination and Development of Primary Care Offices.....	90
93.136	Injury Prevention and Control Research and State- and Community-Based Programs	91
93.165	Grants to States for Loan Repayment Program.....	91
93.217	Family Planning—Services.....	92
93.240	State Capacity Building.....	92
93.241	State Rural Hospital Flexibility Program	92
93.243	Substance Abuse and Mental Health Services—Projects of Regional and National Significance	93
93.268	Immunization Cooperative Agreements.....	93
93.270	Adult Viral Hepatitis Prevention and Control.....	94
93.283	Centers for Disease Control and Prevention—Investigations and Technical Assistance	94
93.301	Small Rural Hospital Improvement Grant Program.....	95
93.305	National State-Based Tobacco Control Programs*	95
93.314	Early Hearing Detection and Intervention Information System (EHDI-IS) Surveillance Program*	96

93.323	Epidemiology and Laboratory Capacity for Infectious Diseases (ELC)*	96
93.448	Food Safety and Security Monitoring Project*	97
93.507	PPHF National Public Health Improvement Initiative.....	97
93.521	The Affordable Care Act: Building Epidemiology, Laboratory, and Health Information Systems Capacity in the Epidemiology and Laboratory Capacity for Infectious Disease (ELC) and Emerging Infections Program (EIP) Cooperative Agreements; PPHF	98
93.525	State Planning and Establishment Grants for the Affordable Care Act (ACA)'s Exchanges.....	98
93.531	PPHF—Community Transformation Grants and National Dissemination and Support for Community Transformation Grants—Financed Solely by Prevention and Public Health Funds	99
93.539	PPHF—Capacity Building Assistance to Strengthen Public Health Immunization Infrastructure and Performance—Financed in Part by Prevention and Public Health Funds	99
93.566	Refugee and Entrant Assistance—State-Administered Programs*	99
93.576	Refugee and Entrant Assistance—Discretionary Grants	100
93.667	Social Services Block Grant.....	100
93.712	ARRA—Immunization	101
93.723	ARRA—Prevention and Wellness—States, Territories, and Pacific Islands	101
93.733	Capacity-Building Assistance to Strengthen Public Health Immunization Infrastructure and Performance—Financed in Part by the Prevention and Public Health Funds (PPHF)	102
93.735	State Public Health Approaches for Ensuring Quitline Capacity—Funded in Part by Prevention and Public Health Funds (PPHF)	102
93.744	PPHF: Breast and Cervical Cancer Screening Opportunities for States, Tribes, and Territories Financed Solely by Prevention and Public Health Funds	103
93.745	PPHF: Healthcare Surveillance/Health Statistics—Surveillance Program Announcement: Behavioral Risk Factor Surveillance System—Financed in Part by Prevention and Public Health Funds	103
93.752	Cancer Prevention and Control Programs for State, Territorial, and Tribal Organizations—Financed in Part by Prevention and Public Health Funds.....	104
93.753	Child Lead Poisoning Prevention Surveillance—Financed in Part by Prevention and Public Health Funds (PPHF) Program*	104
93.757	State and Local Public Health Actions to Prevent Obesity, Diabetes, Heart Disease, and Stroke (PPHF)	105
93.758	Preventive Health and Health Services Block Grant—Financed Solely by Prevention and Public Health Funds (PPHF)	105
93.777	State Survey and Certification of Healthcare Providers and Suppliers (Title XVIII) Medicare	106
93.913	Grants to States for Operation of Offices of Rural Health	106
93.917	HIV Care Formula Grants	107
93.940	HIV Prevention Activities—Health Department-Based	107
93.944	Human Immunodeficiency Virus (HIV)/Acquired Immunodeficiency Virus Syndrome (AIDS) Surveillance.....	107
93.946	Cooperative Agreements to Support State-Based Safe Motherhood and Infant Health Initiative Programs	108

93.977	Preventive Health Services—Sexually Transmitted Diseases Control Grants	108
94.003	State Commissions*	109
94.006	AmeriCorps	109
DEPARTMENT OF REVENUE		110
20.205	Highway Planning and Construction.....	110
DEPARTMENT OF STATE POLICE		110
16.560	National Institute of Justice Research, Evaluation, and Development Project Grants	110
16.741	DNA Backlog Reduction Program.....	111
20.218	National Motor Carrier Safety.....	111
93.775	State Medicaid Fraud Control Units.....	112
97.056	Port Security Grant Program	112
DEPARTMENT OF TRANSPORTATION		113
20.106	Airport Improvement Program.....	113
20.205	ARRA—Highway Planning and Construction [^]	113
20.218	National Motor Carrier Safety.....	114
20.219	Recreational Trails Program.....	114
20.500	Federal Transit—Capital Investment Grants.....	114
20.505	Metropolitan Transportation Planning and State and Non-Metropolitan Planning and Research	115
20.509	Formula Grants for Rural Areas.....	115
20.513	Enhanced Mobility of Seniors and Individuals With Disabilities.....	116
20.600	State and Community Highway Safety	116
20.614	National Highway Traffic Safety Administration (NHTSA) Discretionary Safety Grants	117
20.616	National Priority Safety Programs	117
DEPARTMENT OF VETERANS' AFFAIRS		118
14.235	Supportive Housing Program	118
64.014	Veterans State Domiciliary Care.....	118
64.015	Veterans State Nursing Home Care	119
64.124	All-Volunteer Force Educational Assistance	119
ILLINOIS ARTS COUNCIL		120
45.025	Promotion of the Arts—Partnership Agreements	120
COMMERCE COMMISSION		120
20.320	Rail Line Relocation and Improvement	120
20.700	Pipeline Safety Program Base Grant.....	121
20.721	PHMSA Pipeline Safety Program One-Call Grant	121
COMMUNITY COLLEGE BOARD		122
84.002	Adult Education—Basic Grants to States	122
84.048	Career and Technical Education—Basic Grants to States	122

<u>COUNCIL ON DEVELOPMENTAL DISABILITIES</u>		<u>123</u>
93.630	Developmental Disabilities Basic Support and Advocacy Grants	123
<u>COURT OF CLAIMS</u>		<u>123</u>
16.576	Crime Victim Compensation.....	123
<u>CRIMINAL JUSTICE INFORMATION AUTHORITY</u>		<u>124</u>
16.017	Sexual Assault Services Formula Program	124
16.550	State Justice Statistics Program for Statistical Analysis Centers	124
16.575	Crime Victim Assistance.....	124
16.582	Crime Victim Assistance/Discretionary Grants*	125
16.588	Violence Against Women Formula Grants	125
16.590	Grants to Encourage Arrest Policies and Enforcement of Protection Orders Program	126
16.593	Residential Substance Abuse Treatment for State Prisoners	126
16.609	Project Safe Neighborhoods.....	127
16.738	Edward Byrne Memorial Justice Assistance Grant Program	127
16.742	Paul Coverdell Forensic Sciences Improvement Grant Program.....	128
16.751	Edward Byrne Memorial Competitive Grant Program	128
16.813	NICS Act Record Improvement Program	129
16.820	Postconviction Testing of DNA Evidence to Exonerate the Innocent	129
16.826	Vision 21	130
<u>STATE BOARD OF EDUCATION</u>		<u>130</u>
10.560	State Administrative Expenses for Child Nutrition.....	130
84.010	Title I Grants to Local Educational Agencies	131
84.011	Migrant Education—State Grant Program	131
84.013	Title I State Agency Program for Neglected and Delinquent Children and Youth	132
84.027	Special Education—Grants to States.....	132
84.048	Career and Technical Education—Basic Grants to States	133
84.144	Migrant Education—Coordination Program	133
84.173	Special Education—Preschool Grants	134
84.196	Education for Homeless Children and Youth	134
84.287	Twenty-First Century Community Learning Centers	135
84.323	Special Education—State Personnel Development.....	135
84.326	Special Education—Technical Assistance and Dissemination to Improve Services and Results for Children With Disabilities	136
84.330	Advanced Placement Program (Advanced Placement Test Fee; Advanced Placement Incentive Program Grants)	136
84.358	Rural Education.....	136
84.365	English Language Acquisition State Grants.....	137
84.366	Mathematics and Science Partnerships	137
84.367	Improving Teacher Quality State Grants	138
84.369	Grants for State Assessments and Related Activities.....	138
84.372	Statewide Longitudinal Data Systems.....	139
84.377	School Improvement Grants.....	139

84.412	Race to the Top—Early Learning Challenge	140
84.419	Preschool Development Grants*	140
STATE BOARD OF ELECTIONS		140
93.617	Voting Access for Individuals With Disabilities—Grants to States	140
EMERGENCY MANAGEMENT AGENCY		141
11.549	State and Local Implementation Grant Program	141
20.703	Interagency Hazardous Materials Public Sector Training and Planning Grants	141
66.032	State Indoor Radon Grants	142
97.008	Nonprofit Security Program	142
97.029	Flood Mitigation Assistance*	143
97.036	Disaster Grants—Public Assistance (Presidentially Declared Disasters)	143
97.039	Hazard Mitigation Grant	144
97.042	Emergency Management Performance Grants	144
97.047	Pre-Disaster Mitigation	145
97.067	Homeland Security Grant Program	145
ENVIRONMENTAL PROTECTION AGENCY		146
66.034	Surveys, Studies, Research, Investigations, Demonstrations, and Special Purpose Activities Relating to the Clean Air Act	146
66.040	State Clean Diesel Grant Program	146
66.419	Water Pollution Control State, Interstate, and Tribal Program Support	147
66.454	Water Quality Management Planning	147
66.458	Capitalization Grants for Clean Water State Revolving Funds	148
66.460	Nonpoint Source Implementation Grants	148
66.468	Capitalization Grants for Drinking Water State Revolving Funds	149
66.605	Performance Partnership Grants	149
66.802	Superfund State, Political Subdivision, and Indian Tribe Site-Specific Cooperative Agreements	150
66.805	Leaking Underground Storage Tank Trust Fund Corrective Action Program	150
66.809	Superfund State and Indian Tribe Core Program Cooperative Agreements	151
66.817	State and Tribal Response Program Grants	151
97.091	Homeland Security Biowatch Program	152
STATE FIRE MARSHAL		152
66.804	Underground Storage Tank Prevention, Detection, and Compliance Program	152
BOARD OF HIGHER EDUCATION		153
84.367	Improving Teacher Quality State Grants	153
HISTORIC PRESERVATION AGENCY		153
15.904	Historic Preservation Fund Grants-in-Aid	153
HOUSING DEVELOPMENT AUTHORITY		154
14.103	Interest Reduction Payments—Rental and Cooperative Housing for Lower-Income Families	154
14.239	Home Investment Partnerships Program	154

14.856	Lower-Income Housing Assistance Program—Section 8 Moderate Rehabilitation	155
STUDENT ASSISTANCE COMMISSION		155
16.816	John R. Justice Prosecutors and Defenders Incentive Act	155
84.032	Federal Family Education Loan Program	156
84.378	College Access Challenge Grant Program	156
APPENDIX A.....		157
APPENDIX B.....		161
APPENDIX C.....		185

INTRODUCTION

The Legislative Research Unit, a bipartisan support services agency of the Illinois General Assembly, has a responsibility of serving as the “. . . information center for the General Assembly in the field of federal-state relations, . . . and compiling and maintaining current information on available and pending federal aid programs.” [25 ILCS 130/4-2.1] In meeting this responsibility, the Legislative Research Unit records and tracks applications for, and awards of, federal grants to state agencies. In addition, the Legislative Research Unit conducts an annual survey designed to identify federal funds received by Illinois State agencies.

This *Federal Funds to State Agencies* report is designed to provide legislators and legislative staff with a comprehensive guide to federal funds that are received by state agencies. It augments the information provided in the Legislative Research Unit’s weekly reports of federal fund transactions by listing federal aid awards on a state or federal fiscal year basis and including descriptive program information. Weekly reports are available on the Legislative Research Unit website. This report is designed to help legislators and legislative staff develop a clearer understanding of the federal programs used by Illinois State agencies, and of the levels at which those programs are funded.

The Legislative Research Unit is also required to report annually to the General Assembly on the adequacy of state agency participation in programs financed by federal aid and the nature of federal aid programs in which state agencies or local governments did not participate, and to make recommendations. [25 ILCS 130/4-2.1(c)]

Adequacy of Participation in Federal Aid Programs

Each state agency, in its budgetary process with the General Assembly, reports evaluation and funding data as required. Through this process, the General Assembly receives information on the adequacy of programs financed by federal aid in the state. The Legislative Research Unit, as requested or assigned by members of the General Assembly, produces special reports relative to federal funds.

Identification of New Federal Funds (Types and Nature of Programs Not Applied for)

The Legislative Research Unit works with the Illinois Federal Clearinghouse in the Governor’s Office to identify and make information available on federal aid programs that may provide resources for state agencies and local governments. Extensive Clearinghouse information, including referrals to the Legislative Research Unit’s publications, such as *Grant Alerts*, is available on the Legislative Research Unit website. *Grant Alerts* is also published monthly and e-mailed to potential grant users throughout the state.

Recommendations

The Legislative Research Unit will make recommendations as deemed appropriate.

Overview

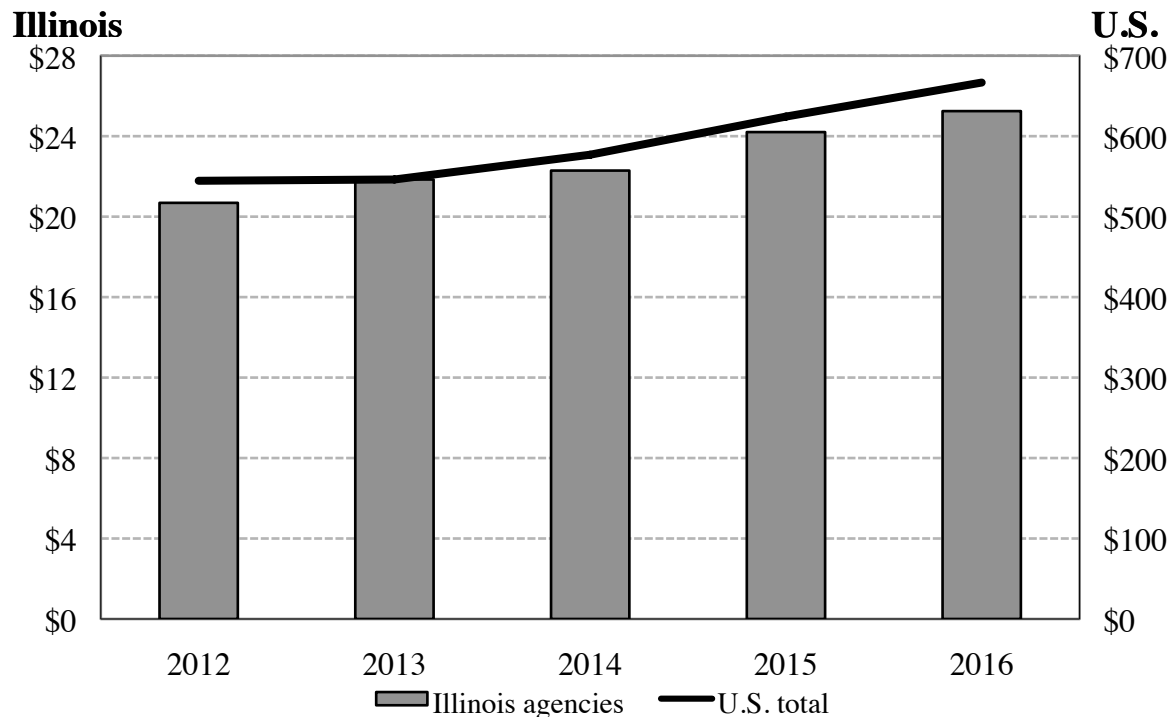
Illinois State agencies received federal funds from 326 programs in FY 2016, 3 of which are programs supported by American Recovery and Reinvestment Act of 2009 (ARRA) funds. (These totals may be duplicated, because more than one agency may report funds from a federal program.) State agency revenues from federal programs decreased in 2012 and increased in 2013—largely due to ARRA funds—before increasing in 2014 as ARRA funding ended. There was also an increase in 2015. The 2016 projection is well above the amount received in FY 2012. Table 1 and Figure 1 below show the total amounts of federal funds that Illinois agencies reported in each year from 2012 to 2015, and the combined estimate for 2016. They also show the total federal outlays (payments) for grants to state and local governments for the same years, as reported in the President’s federal fiscal year 2017 budget.

Table 1: Federal Funds Received by Illinois State Agencies and Total Federal Grants to State and Local Governments, 2012-2016 (billions)

	<i>FY 2012</i>	<i>FY 2013</i>	<i>FY 2014</i>	<i>FY 2015</i>	<i>FY 2016</i>
Illinois agencies	\$ 20.683	\$ 21.845	\$ 22.279	\$ 24.204	\$ 25.246
U.S. total	544.569	546.171	576.965	624.354	666.651

Sources: LRU survey of Illinois agencies and White House Office of Management and Budget, *Budget of the United States Government, Fiscal Year 2016*, “Table 12.1—Summary Comparison of Total Outlays for Grants to State and Local Governments: 1940–2020 (in Current Dollars, as Percentages of Total Outlays, as Percentages of GDP, and in Constant (FY 2009) Dollars),” downloaded from OMB Internet site.

Figure 1: Federal Funds Received by Illinois State Agencies and Total Federal Grants to State and Local Governments, 2012-2016 (billions)



In FY 2016, awards received by state agencies are estimated to be about \$1 billion, \$272 million above the FY 2015 awards. Program details are summarized in Appendix B.

Some of the major increases in federal funds from FY 2015 to FY 2016 include the Department of Healthcare and Family Services' Medical Assistance Program; the Department of Human Services' Temporary Assistance for Needy Families; and the State Board of Education's Title I Grants to Local Educational Agencies.

Programs with substantial reductions include the Department of Healthcare and Family Services' Children's Health Insurance Program; Department of Public Health's Family Planning-Services; and the Student Assistance Commission's Federal Family Education Loan Program.

Using This Handbook

The federal programs in this handbook were included if the federal funds were received directly from the federal government or a non-state agency (such as a consortium of states that receive federal monies for a particular project or a national study group that pays the state agency for research or services). Programs in which a state agency received funds from another state agency (subgrants) have been excluded to avoid "double counting," or falsely inflating the dollar totals. However, Appendix C on subgrants shows the flow of federal funds from some state agencies to others.

The table of contents lists the federal programs used by state agencies from FY 2014 through FY 2016. This table shows the location of the federal program descriptions, as well as which federal programs are used by each state agency. Tables showing federal aid award totals by state agency are appended. Each agency's programs are listed by the numbers assigned by the U.S. Office of Management and Budget in its *Catalog of Federal Domestic Assistance* (CFDA). Descriptions of each program include the proper name, program description (objectives and services provided or supported), formula description, matching requirements, account identification number (federal), and a table illustrating the outlays to Illinois for FY 2014 and FY 2015, and estimated receipts in FY 2016.

This *Federal Funds to State Agencies* handbook contains two sections of state information to assist legislators and staff in linking the federal program data to the state budget. A State Trust Fund section identifies the fund(s) used for depositing the federal grants, and tables show which state programs are supported and what areas and populations of Illinois are served by the federal grants. (See the example below.)

State Programs Supported	Pop. Served	Area
Economic Development	General	Statewide
Illinois State Resource Center	2,000,000	Statewide
Treatment Alternatives to Street Crime	4,080	Cook County

Descriptions of the federal programs include their proper names, common names (where appropriate), and five-digit identifying numbers (CFDA numbers). Each CFDA number identifies a federal program and the administering federal agency. In a few instances, where federal programs are not listed in the *Catalog of Federal Domestic Assistance*, LRU has assigned a unique identifying number. CFDA numbers are arranged in ascending order. The list on the following page shows the basic numbering scheme and the corresponding federal agencies.

- 00.000–09.999 Legislative Research Unit-assigned numbers
- 10.000–10.999 U.S. Department of Agriculture
- 11.000–11.999 U.S. Department of Commerce
- 12.000–12.999 U.S. Department of Defense
- 14.000–14.999 U.S. Department of Housing and Urban Development
- 15.000–15.999 U.S. Department of the Interior
- 16.000–16.999 U.S. Department of Justice
- 17.000–17.999 U.S. Department of Labor
- 19.000–19.999 U.S. Department of State
- 20.000–20.999 U.S. Department of Transportation
- 21.000–21.999 U.S. Department of the Treasury
- 23.000–23.999 Appalachian Regional Commission
- 27.000–27.999 Office of Personnel Management
- 29.000–29.999 Commission on Civil Rights
- 30.000–30.999 Equal Employment Opportunity Commission
- 32.000–32.999 Federal Communications Commission
- 33.000–33.999 Federal Maritime Commission
- 34.000–34.999 Federal Mediation and Conciliation Service
- 36.000–36.999 Federal Trade Commission
- 39.000–39.999 General Services Administration
- 40.000–40.999 Government Printing Office
- 42.000–42.999 Library of Congress
- 43.000–43.999 National Aeronautics and Space Administration
- 44.000–44.999 National Credit Union Administration
- 45.000–45.999 National Foundation on the Arts and the Humanities
- 47.000–47.999 National Science Foundation
- 59.000–59.999 Small Business Administration
- 64.000–64.999 U.S. Veterans Administration
- 66.000–66.999 U.S. Environmental Protection Agency
- 81.000–81.999 U.S. Department of Energy
- 83.000–83.999 Federal Emergency Management Agency
- 84.000–84.999 U.S. Department of Education
- 89.000–89.999 National Archive and Records Administration
- 90.000–90.999 Elections Assistance Commission
- 93.000–93.999 U.S. Department of Health and Human Services
- 94.000–94.999 Corporation for National and Community Service
- 96.000–96.999 Social Security Administration
- 97.000–97.999 Department of Homeland Security
- 98.000–98.012 U.S. Agency for International Development

Information Sources

The basic sources for the fiscal data included in the *Federal Funds to State Agencies* report are the Legislative Research Unit's annual federal aid surveys, which have examined the use of federal funds by Illinois State agencies from FY 1973 until the present. The fiscal information is supplied directly by the state agencies, and it is assumed the figures are supplied in good faith and are substantially correct. The primary source for the program descriptive information is the U.S. Office of Management and Budget's *Catalog of Federal Domestic Assistance*.

SUPREME COURT

93.586 STATE COURT IMPROVEMENT PROGRAM

Program Description: The program provides formula grants to assist state courts in carrying out their role in the continuum of care provided for families and children at risk. It offers support for the implementation of alternatives and improvements to, as well as the expansion of, successful court systems. It enables state courts to design assessments that identify barriers to effective decision-making, highlight practices that are not fully successful, examine areas in need of correction or added attention, and implement reforms that address the state court’s specific needs.

Formula Description: Each state court with an approved application is allotted \$85,000 for each of the fiscal years 2013-2016. The remainder of the amount appropriated for all state courts will be divided among those courts with approved applications, according to each state’s proportionate share of children under the age of 21. Twenty-five percent of the total cost must come from non-federal funds.

Account Identification: 75-1512-0-1-506

	<i>(\$ in thousands)</i>		
Outlays to Illinois:	FY 2014	FY 2015	FY 2016
	\$895	\$888	\$0

State Trust Fund: 269 - Supreme Court Improvement Program

State Programs Supported	Pop. Served	Area
• Court Improvement Basic Program	NA	Statewide
• Court Improvement Data-Sharing Program	NA	Statewide
• Court Improvement Training Program	NA	Statewide

ATTORNEY GENERAL

16.543 MISSING CHILDREN’S ASSISTANCE

Program Description: The program provides grants to public agencies or private nonprofit organizations for research, demonstration projects, or service programs designed to: (1) educate parents, children, and community agencies and organizations in ways to prevent the abduction and sexual exploitation of children; (2) provide information to assist in the location and return of missing children; (3) aid communities in the collection of materials that would be useful to parents in assisting others in the identification of missing children; (4) develop effective treatment for the psychological consequences to both parents and children of (a) the abduction of a child, both during the period of disappearance and after the child is recovered, and (b) the sexual exploitation of a missing child; (5) collect detailed data on the actual investigative practices used by law enforcement agencies in missing children’s cases; (6) address the particular needs of missing children by minimizing the negative impact of judicial and law enforcement procedures on children who are victims of abuse or sexual exploitation and by promoting the active participation of children and their families in cases involving abuse or sexual exploitation of children; (7) address

the needs of missing children and their families following the recovery of such children; (8) reduce the likelihood that individuals under 18 years of age will be abducted; and (9) establish or operate statewide clearinghouses to assist in recovering or locating missing children.

Formula Description: This program has no statutory formula or matching requirements.

Account Identification: 15-0405-0-1-754

Outlays to Illinois:	<i>(\$ in thousands)</i>		
	FY 2014	FY 2015	FY 2016
	\$414	\$414	\$413

State Trust Fund: 988 - Attorney General Federal Grant Fund

State Programs Supported	Pop. Served	Area
• Internet Crimes Against Children	12,860,000	Statewide

SECRETARY OF STATE

45.310 GRANTS TO STATES

Program Description: The Institute of Museum and Library Services Program consolidates federal library services programs designed to improve services, facilitate access to resources, and encourage resource sharing among all types of libraries. Grants are available to state library administrative agencies, which may spend the funds themselves or make them available to other agencies. Subgrants may be made available for several listed purposes.

Formula Description: Grants to states are based on the most recent total population calculations from the Bureau of the Census. The federal share is 66% and the state matching requirement is 34%.

Account Identification: 59-0301-0-1-503

Outlays to Illinois:	<i>(\$ in thousands)</i>		
	FY 2014	FY 2015	FY 2016
	\$5,664	\$5,537	\$5,451

State Trust Fund: 470 - Library Services Fund

State Programs Supported	Pop. Served	Area
• Library Services and Technology	General	Statewide

45.312 NATIONAL LEADERSHIP GRANTS

Program Description: The program provides support projects that address current and future needs of the library fields and museums that have the potential to advance practice in the profession so that museums and libraries can improve services for the American public. Successful proposals will generate results such as models, new tools, research, findings, services, practices,

and/or alliances that can be widely used, scaled, adapted, or replicated to extend and leverage the benefits of federal investment.

Formula Description: This program has no statutory formula. Awards will not exceed \$500,000, and must be matched one-to-one (with the exception of research projects), but the match may include in-kind contributions. Award amounts are to be determined and one-to-one matching is required for requests over \$250,000 (with the exception of research projects).

Sparks! Ignition Grants for Libraries and Museums: Awards will not exceed \$25,000 and no matching is required.

Account Identification: 59-0301-0-1-503

Outlays to Illinois:	<i>(\$ in thousands)</i>		
	FY 2014	FY 2015	FY 2016
	\$0	\$100	\$0

State Trust Fund: 470 - Library Services Fund

45.313 LAURA BUSH 21ST CENTURY LIBRARIAN PROGRAM

Program Description: The program provides funds for libraries and institutions of higher education to help develop faculty and library leaders, recruit and educate future librarians, conduct research, attract high school and college students to consider careers in libraries, build institutional capacity in graduate schools of library and information science, and assist in the professional development of librarians and library staff. Funds may be used for: (1) doctoral programs; (2) master’s programs; (3) research; (4) pre-professional programs; (5) programs to build institutional capacity; and (6) continuing education.

Formula Description: The program provides project grants. Awards will not exceed \$500,000, and recipients must provide half of total costs, less funds for student support. The matching requirement is waived for research projects.

Account Identification: 59-0301-0-1-503

Outlays to Illinois:	<i>(\$ in thousands)</i>		
	FY 2014	FY 2015	FY 2016
	\$0	\$500	\$0

State Trust Fund: 470 - Library Services Fund

DEPARTMENT ON AGING

10.555 NATIONAL SCHOOL LUNCH PROGRAM

Program Description: The program provides funds for states to reimburse schools for providing more nutritious school lunches through the donation of domestic agricultural commodities and cash grants.

Formula Description: The program is funded on a performance basis. For every lunch or snack served, the state receives a payment from funds made available under the School Lunch Act. The state also receives a payment for each lunch served to a student eligible for free or reduced-price lunches. The amounts of such payments are determined by National Average Payment (NAP) factors. NAP factors are adjusted annually according to changes in the “Food Away From Home” component of the Consumer Price Index for All Urban Consumers.

Account Identification: 12-3539-0-1-605

Outlays to Illinois:	<i>(\$ in thousands)</i>		
	FY 2014	FY 2015	FY 2016
	\$1,800	\$1,800	\$1,800

State Trust Fund: 618 - Services for Older Americans Fund

State Programs Supported	Pop. Served	Area
• CNP - Child Nutrition Program Consolidated	45,600	Statewide
• CACFP - Child and Adult Care Food Program and Cash in Lieu	1,100,000 meals served	Statewide

10.560 STATE ADMINISTRATIVE EXPENSES FOR CHILD NUTRITION

Program Description: The program provides funds to states for administrative expenses associated with supervising and giving technical assistance to schools and other institutions that conduct Child Nutrition Programs. State agencies that administer the distribution of USDA-donated commodities to schools, or child or adult care institutions, are also eligible for funding.

Formula Description: For the National School Lunch Program, School Breakfast Program, and Special Milk Program, states receive 1% of the total funds used in the state during the second preceding year, with a minimum of \$200,000 or the amount received in federal FY 1981. For the Child and Adult Care Food Program, a sliding grant is based on program and fiscal data. (The Secretary of Agriculture may provide additional funds.) Each state must contribute at least as much as it did in 1977.

Account Identification: 12-3539-0-1-605

Outlays to Illinois:	<i>(\$ in thousands)</i>		
	FY 2014	FY 2015	FY 2016
	\$134	\$134	\$134

State Trust Fund: 618 - Services for Older Americans Fund

State Programs Supported	Pop. Served	Area
• USDA Adult Day Care	NA	Statewide

17.235 SENIOR COMMUNITY SERVICE EMPLOYMENT PROGRAM

Program Description: The program provides grants to states, public and private nonprofit organizations, and tribal organizations for programs to (1) foster individual economic

self-sufficiency; (2) provide part-time training opportunities in community service activities for unemployed low-income (at or below 125% of the federal poverty level) persons 55 years or older; and (3) increase the number of older persons who enjoy unsubsidized public or private employment. Training must not involve political or sectarian purposes. Projects must be coordinated with WIA projects, One-Stop Career Centers, and the State Office of the Aging. At least 75% of total funds must be used to pay wages; no more than 13.5% of the federal share may be used on administration.

Formula Description: Grantees must provide at least 10% of the total cost through cash or in-kind contributions. The program has a maintenance of effort requirement.

Account Identification: 16-0175-0-1-504

Outlays to Illinois:	<i>(\$ in thousands)</i>		
	FY 2014	FY 2015	FY 2016
	\$3,303	\$3,361	\$3,361

State Trust Fund: 618 - Services for Older Americans Fund

State Programs Supported	Pop. Served	Area
• Senior Community Services Employment	347	Statewide

93.041 SPECIAL PROGRAMS FOR THE AGING—TITLE VII, CHAPTER 3—PROGRAMS FOR PREVENTION OF ELDER ABUSE, NEGLECT, AND EXPLOITATION

Program Description: The program is designed to assist state and area agencies on aging in carrying out programs to prevent and treat abuse, neglect, and exploitation of older individuals. Funds are awarded to states to develop or strengthen service systems through designated agencies on aging. A state plan covering two, three, or four years, with annual revisions as necessary, must be submitted for approval to the Assistant Secretary on Aging.

Formula Description: No match is required.

Account Identification: 75-0142-0-1-506

Outlays to Illinois:	<i>(\$ in thousands)</i>		
	FY 2014	FY 2015	FY 2016
	\$197	\$197	\$197

State Trust Fund: 618 - Services for Older Americans Fund

93.042 SPECIAL PROGRAMS FOR THE AGING—TITLE VII, CHAPTER 2—LONG-TERM CARE OMBUDSMAN SERVICES FOR OLDER INDIVIDUALS

Program Description: The program assists state and area agencies on aging in providing ombudsman services for older individuals in long-term care. Ombudsman programs investigate and resolve complaints by residents of nursing homes or other long-term care facilities; promote policies and practices that improve the quality of care and life in long-term care facilities; and educate consumers and providers about patients' rights and good care practices. A state plan

covering two, three, or four years, with annual revisions as necessary, must be submitted for approval to the Assistant Secretary on Aging.

Formula Description: No match is required. This program has a maintenance of effort requirement.

Account Identification: 75-0142-0-1-506

Outlays to Illinois:	<i>(\$ in thousands)</i>		
	FY 2014	FY 2015	FY 2016
	\$593	\$591	\$591

State Trust Fund: 618 - Services for Older Americans Fund

93.043 SPECIAL PROGRAMS FOR THE AGING—TITLE III, PART D—DISEASE PREVENTION AND HEALTH PROMOTION SERVICES

Program Description: The program assists state and area agencies on aging in providing preventive health services for the elderly. Funds are awarded to states to develop or strengthen systems through designated state and area agencies on aging. Services eligible for Medicare reimbursement may not be included. A state plan covering two, three, or four years, with annual revisions as necessary, must be submitted for approval to the Assistant Secretary on Aging.

Formula Description: Allocations are based on the population of older individuals in the state relative to other states. Formula grants require a 15% non-federal match. The non-federal contribution may be cash or in-kind including plant, equipment, or services; and a maintenance of effort is required.

Account Identification: 75-0142-0-1-506

Outlays to Illinois:	<i>(\$ in thousands)</i>		
	FY 2014	FY 2015	FY 2016
	\$786	\$786	\$786

State Trust Fund: 618 - Services for Older Americans Fund

State Programs Supported	Pop. Served	Area
• Disease Prevention and Health Promotion	21,855	Statewide

93.044 SPECIAL PROGRAMS FOR THE AGING—TITLE III, PART B—GRANTS FOR SUPPORTIVE SERVICES AND SENIOR CENTERS

Program Description: The program provides financial assistance to state and area agencies on aging for supportive services programs for older persons, including those offered by multi-purpose senior centers. Funds may be used for the acquisition, renovation, alteration, or construction of multi-purpose senior centers, as well as for other services. The goal is to ensure that older Americans are able to remain in their homes and communities as independent individuals.

Formula Description: Allocations are based on the population of older individuals in the state relative to other states. A 15% non-federal match is required. This program has a maintenance of effort requirement.

Account Identification: 75-0412-0-1-506

Outlays to Illinois:	<i>(\$ in thousands)</i>		
	FY 2014	FY 2015	FY 2016
	\$14,316	\$14,360	\$14,360

State Trust Fund: 618 - Services for Older Americans Fund

State Programs Supported	Pop. Served	Area
• Supportive Services	930,220	Statewide

93.045 SPECIAL PROGRAMS FOR THE AGING—TITLE III, PART C—NUTRITION SERVICES

Program Description: The program provides grants for congregate and home-delivered meal services to older Americans. Nutrition education and other appropriate nutrition services are also funded.

Formula Description: Allocations are based on the population of older individuals in the state relative to other states. A 15% cash or in-kind match is required; and a maintenance of effort is required.

Account Identification: 75-0412-0-1-506

Outlays to Illinois:	<i>(\$ in thousands)</i>		
	FY 2014	FY 2015	FY 2016
	\$25,369	\$25,339	\$25,339

State Trust Fund: 618 - Services for Older Americans Fund

State Programs Supported	Pop. Served	Area
• Nutrition Services	130,360	Statewide

93.048 SPECIAL PROGRAMS FOR THE AGING—TITLE IV AND TITLE II—DISCRETIONARY PROJECTS

Program Description: The program provides grants for developing and testing innovative programs, services, and systems that respond to the needs of elderly persons. Funds may be used for demonstration, evaluation, and training purposes. Funds may not be used for other programs funded under the Older Americans Act.

Formula Description: This program has no statutory formula. The Assistant Secretary for Aging sets the matching requirements, generally at least 25% of the total.

Account Identification: 75-0412-0-1-506

Outlays to Illinois:	<i>(\$ in thousands)</i>		
	FY 2014	FY 2015	FY 2016
	\$386	\$225	\$0

State Trust Fund: 618 - Services for Older Americans Fund

State Programs Supported	Pop. Served	Area
• ADRC	NA	NA

93.051 ALZHEIMER'S DISEASE DEMONSTRATION GRANTS TO STATES

Program Description: The program provides grants to expand the availability of diagnostic and support services for persons with Alzheimer's disease and related dementias, their families, and their caregivers. Also, it improves the responsiveness of the home and community-based care system to persons with dementia.

Formula Description: This program has no statutory formula, but a 25% cash or in-kind match is required.

Account Identification: 75-0412-0-1-506

Outlays to Illinois:	<i>(\$ in thousands)</i>		
	FY 2014	FY 2015	FY 2016
	\$480	\$160	\$160

State Trust Fund: 618 - Services for Older Americans Fund

State Programs Supported	Pop. Served	Area
• ADRC	NA	NA

93.052 NATIONAL FAMILY CAREGIVER SUPPORT—TITLE III, PART E

Program Description: The program helps states and territories provide multi-faceted support services for family caregivers and grandparents, or older individuals who are relative caregivers. Services include information about available services and assistance in gaining access to the services; individual counseling and caregiver training; respite care; and supplemental services to complement the care given by caregivers.

Formula Description: Formula grants require a 25% non-federal match. Contributions may be cash or in-kind, and a maintenance of effort is required.

Account Identification: 75-0142-0-1-506

Outlays to Illinois:	<i>(\$ in thousands)</i>		
	FY 2014	FY 2015	FY 2016
	\$5,473	\$5,435	\$5,435

State Trust Fund: 618 - Services for Older Americans Fund

State Programs Supported	Pop. Served	Area
• National Family Caregiver Support	70,421	Statewide

93.053 NUTRITION SERVICES INCENTIVE PROGRAM

Program Description: The program is designed to improve the diets of the elderly and increase the market for domestically produced foods acquired under surplus removal or price support operations. Grants are made to states and Indian tribal organizations to buy foods from the U.S. or from USDA commodities. Food is made available for congregate and home-delivered meals.

Formula Description: This program has no statutory formula or matching requirements, but there is a maintenance of effort requirement.

Account Identification: 75-0142-0-1-506

Outlays to Illinois:	<i>(\$ in thousands)</i>		
	FY 2014	FY 2015	FY 2016
	\$6,060	\$6,052	\$6,052

State Trust Fund: 618 - Services for Older Americans Fund

State Programs Supported	Pop. Served	Area
• Nutrition Services Incentive Program	115,475	Statewide

93.071 MEDICARE ENROLLMENT ASSISTANCE PROGRAM

Program Description: The program is designed to provide outreach to eligible Medicare beneficiaries regarding the benefits available under Title XVIII of the Social Security Act, including the Medicare prescription drug benefit under Part D of Title XVII of the Social Security Act and under the Medicare Savings Program, and to coordinate efforts to inform older Americans about benefits available under federal and state programs.

Formula Description: There is no statutory formula. A matching requirement percentage is dependent on statute.

Account Identification: 75-0142-0-1-506

Outlays to Illinois:	<i>(\$ in thousands)</i>		
	FY 2014	FY 2015	FY 2016
	\$820	\$823	\$823

State Trust Fund: 618 - Services for Older Americans Fund

State Programs Supported	Pop. Served	Area
• Illinois MIPPA Outreach	196,469	Statewide

93.324 STATE HEALTH INSURANCE ASSISTANCE PROGRAM

Program Description: The program is designed to provide information, counseling, and assistance relating to obtaining adequate and appropriate health insurance coverage to individuals eligible to receive benefits under the Medicare program.

Formula Description: This program has no matching requirements.

Account Identification: 75-0142-0-1-506

Outlays to Illinois:	<i>(\$ in thousands)</i>		
	FY 2014	FY 2015	FY 2016
	\$1,313	\$1,313	\$1,461

State Trust Fund: 618 - Services for Older Americans Fund

State Programs Supported	Pop. Served	Area
• State Health Insurance Assistance Program (SHIP)	NA	Statewide

93.626 SHIP/ADRC OPTIONS COUNSELING FOR MEDICARE-MEDICAID INDIVIDUALS IN STATES WITH APPROVED FINANCIAL ALIGNMENT MODELS

Program Description: The program helps states develop and implement a coordinated Aging and Disability Resource Center/SHIP strategy and action plan to beneficiaries who are eligible for both Medicare and Medicaid.

Formula Description: This program has no statutory formula or matching requirements.

Account Identification: 75-0522-0-1-551

Outlays to Illinois:	<i>(\$ in thousands)</i>		
	FY 2014	FY 2015	FY 2016
	\$395	\$0	\$0

State Trust Fund: 618 - Services for Older Americans Fund

State Programs Supported	Pop. Served	Area
• Aging Disability Resource Center Options Counseling	NA	Statewide

93.634 ACA SUPPORT FOR DEMONSTRATION OMBUDSMAN PROGRAMS SERVING BENEFICIARIES OF STATE DEMONSTRATIONS TO INTEGRATE CARE FOR MEDICARE-MEDICAID

Program Description: The program ensures that the beneficiaries of the Financial Alignment Demonstration models, as well as their caregivers and representatives, have access to person-centered assistance in resolving problems related to the plans and providers.

Formula Description: This program has no statutory formula or matching requirements.

Account Identification: 75-0522-0-1-551

Outlays to Illinois:	<i>(\$ in thousands)</i>		
	FY 2014	FY 2015	FY 2016
	\$268	\$189	\$189

State Trust Fund: 618 - Services for Older Americans Fund

State Programs Supported	Pop. Served	Area
<ul style="list-style-type: none"> • Demonstration Ombudsman Serving Medicare-Medicaid 	NA	Statewide

93.779 CENTERS FOR MEDICARE AND MEDICAID SERVICES (CMS) RESEARCH, DEMONSTRATIONS, AND EVALUATIONS

Program Description: The program provides grants to help resolve major healthcare financing issues and to develop innovative methods for administering Medicare and Medicaid. Grants are awarded as research grants and cooperative agreements; Hispanic health services grants; and historically black colleges and universities grants. For fiscal years 2011 and 2013, priority areas included improving the efficiency of payment, delivery, access, and quality of healthcare programs.

Formula Description: With the exception of Section 1115 projects, which follow the same administrative and operational formula as Medicaid, there is no statutory formula for this program. A minimum cost sharing of 5% may be required.

Account Identification: 75-0511-0-1-550

Outlays to Illinois:	<i>(\$ in thousands)</i>		
	FY 2014	FY 2015	FY 2016
	\$1,545	\$0	\$0

State Trust Fund: 618 - Services for Older Americans Fund

State Programs Supported	Pop. Served	Area
<ul style="list-style-type: none"> • State Health Insurance Assistance Program (SHIP) 	NA	Statewide

DEPARTMENT OF AGRICULTURE

10.025 PLANT AND ANIMAL DISEASE, PEST CONTROL, AND ANIMAL CARE

Program Description: The program is designed to protect U.S. agriculture from economically injurious plant and animal diseases and pests; ensure the safety and potency of veterinary biologics; and ensure the humane treatment of animals. Funded activities include

surveys, inspections to detect and appraise infestations, eradication and control activities, and the administration of regulatory actions to prevent interstate spread of infestations and diseases.

Formula Description: Cost-sharing arrangements are negotiated by the U.S. Department of Agriculture and grant recipients.

Account Identification: 12-1600-0-1-352; 12-9971-0-7-352

Outlays to Illinois:	<i>(\$ in thousands)</i>		
	FY 2014	FY 2015	FY 2016
	\$251	\$317	\$130

State Trust Fund: 826 - Agricultural Federal Projects

State Programs Supported	Pop. Served	Area
• Advanced Animal Disease Traceability	12,860,000	Statewide
• Animal Health National Surveillance Response (Umbrella)	12,860,000	Statewide
• Cooperative Agriculture Pest Survey	12,860,000	Statewide
• Forest Pest Survey	12,860,000	Statewide
• Gypsy Moth - Regulatory Action	7,000,000	Statewide
• Member Laboratory Work Plan	12,860,000	Statewide
• Orchard Pest Survey	12,860,000	Statewide
• Plum Pox Virus	12,860,000	Statewide
• Swine Enteric Coronavirus Disease Program	12,860,000	Statewide
• Thousand Canker Disease	12,860,000	Statewide

10.153 MARKET NEWS

Program Description: The program provides information on prices, demand, movement, volume, and quality for all major U.S. agricultural commodities.

Formula Description: This program has no statutory formula or matching requirements.

Account Identification: 12-2500-0-1-352

Outlays to Illinois:	<i>(\$ in thousands)</i>		
	FY 2014	FY 2015	FY 2016
	\$4	\$4	\$4

State Trust Fund: 439 - Agricultural Marketing Service

State Programs Supported	Pop. Served	Area
• Market News	70,000	Statewide

10.163 MARKET PROTECTION AND PROMOTION

Program Description: The program provides assistance to states to ensure a fair and open marketing distribution system for agricultural products.

Formula Description: This program has no statutory formula or matching requirements.

Account Identification: 12-2500-0-1-352

Outlays to Illinois:	<i>(\$ in thousands)</i>		
	FY 2014	FY 2015	FY 2016
	\$76	\$82	\$82

State Trust Fund: 826 - Agricultural Federal Projects

State Programs Supported	Pop. Served	Area
• Cooperative Pesticide Record Keeping	12,860,000	Statewide
• Country of Origin Labeling (COOL)	12,860,000	Statewide
• National Honey Bee Survey	12,860,000	Statewide

10.170 SPECIALTY CROP BLOCK GRANT PROGRAM—FARM BILL

Program Description: The program provides grants to increase fruit, vegetable, and nut consumption; and to improve the competitiveness of U.S. specialty crop producers. Funds may also be used to support horticulture.

Formula Description: This program has no statutory formula or matching requirements.

Account Identification: 12-2501-0-1-352

Outlays to Illinois:	<i>(\$ in thousands)</i>		
	FY 2014	FY 2015	FY 2016
	\$540	\$658	\$0

State Trust Fund: 826 - Agricultural Federal Projects

State Programs Supported	Pop. Served	Area
• Marketing Assistance	12,860,000	Statewide

10.171 ORGANIC CERTIFICATION COST-SHARE PROGRAMS

Program Description: The program provides financial assistance to certified organic producers and handlers.

Formula Description: This program has no statutory formula or matching requirements.

Account Identification: 12-8015-0-7-352

Outlays to Illinois:	<i>(\$ in thousands)</i>		
	FY 2014	FY 2015	FY 2016
	\$0	\$90	\$203

State Trust Fund: 826 - Agricultural Federal Projects

State Programs Supported	Pop. Served	Area
• National Organic Certification Cost Share	12,860,000	Statewide

10.475 COOPERATIVE AGREEMENTS WITH STATES FOR INTRASTATE MEAT AND POULTRY INSPECTION

Program Description: The program provides funding to help maintain meat and poultry inspection programs. The goal is to ensure an adequate supply of safe, wholesome, and properly labeled meat and poultry.

Formula Description: The program does not have a statutory formula; a 50% match is required.

Account Identification: 12-3700-0-1-554

Outlays to Illinois:	<i>(\$ in thousands)</i>		
	FY 2014	FY 2015	FY 2016
	\$6,993	\$6,500	\$7,000

State Trust Fund: 476 - Wholesome Meat Fund

State Programs Supported	Pop. Served	Area
• Meat and Poultry Inspection	12,860,000	Statewide

10.479 FOOD SAFETY COOPERATIVE AGREEMENTS*

Program Description: The program provides funding to reduce the incidence of foodborne illnesses associated with meat, poultry, and egg products and to protect the food supply. The goal is to ensure an adequate supply of safe, wholesome, and properly labeled meat and poultry.

Formula Description: This program has no statutory formula or matching requirements.

Account Identification: 12-3700-0-1-554

Outlays to Illinois:	<i>(\$ in thousands)</i>		
	FY 2014	FY 2015	FY 2016
	\$0	\$0	\$41

State Trust Fund: 826 - Agricultural Federal Projects

State Programs Supported	Pop. Served	Area
• Food Emergency Response Network	12,860,000	Statewide

10.902 SOIL AND WATER CONSERVATION

Program Description: The program provides technical natural resources conservation assistance through a network of professional conservationists. The assistance can help conserve, improve, and sustain natural resources.

Formula Description: This program has no statutory formula or matching requirements.

Account Identification: 12-1000-0-1-302

Outlays to Illinois:	<i>(\$ in thousands)</i>		
	FY 2014	FY 2015	FY 2016
	\$0	\$100	\$129

State Trust Fund: 826 - Agricultural Federal Projects

State Programs Supported	Pop. Served	Area
• Soil/Health/EQUIP Project	1,000,000	Statewide

15.631 PARTNERS FOR FISH AND WILDLIFE

Program Description: The program provides funds for technical and financial assistance to private landowners and people interested in voluntarily restoring or improving a habitat for fish and wildlife on their lands.

Formula Description: This program has no statutory formula or matching requirements. The goal is to obtain a 50% match of federal monies by partnering with landowners, local community groups, and other local and national conservation organizations.

Account Identification: 14-1611-0-1-302

Outlays to Illinois:	<i>(\$ in thousands)</i>		
	FY 2014	FY 2015	FY 2016
	\$0	\$0	\$25

State Trust Fund: 826 - Agricultural Federal Projects

State Programs Supported	Pop. Served	Area
• Partners for Fish & Wildlife	12,860,000	Statewide

66.460 NONPOINT SOURCE IMPLEMENTATION GRANTS

Program Description: The program provides funds to carry out nonpoint source pollution management programs approved by the U.S. Environmental Protection Agency. Specific priorities and requirements may vary from year to year.

Formula Description: Funds are allocated by a formula that provides a base amount to each state; remaining funds are allocated based on 10 weighted variables. States must contribute 40% of project costs and maintain a standard of effort.

Account Identification: 68-0103-0-1-304

Outlays to Illinois:	<i>(\$ in thousands)</i>		
	FY 2014	FY 2015	FY 2016
	\$105	\$0	\$100

State Trust Fund: 826 - Agricultural Federal Projects

State Programs Supported	Pop. Served	Area
• Nutrient Management Plan Practice	4,000,000	IL river watersheds
• Streambank 20/20	4,000,000	IL river watersheds

66.605 PERFORMANCE PARTNERSHIP GRANTS

Program Description: The program provides modified block grants to states and tribes to address multiple environmental priorities. Performance Partnership Grants allow states to reduce administrative costs, direct resources to the highest priority problems, and support cross-media approaches and initiatives by combining any of the 20 eligible categorical grants into a single budget. The ongoing goals of the program are strengthening partnerships; providing flexibility to states, tribes, and interstate agencies; linking activities with goals and outcomes; fostering innovative approaches; and providing savings by streamlining administrative requirements.

Formula Description: Allocations consist of the cumulative allocations for categorical grants included in the program. Recipients calculate a single cost-share based on the match or maintenance of effort requirements of the categorical grants included.

Account Identification: 68-0103-0-1-304

Outlays to Illinois:	<i>(\$ in thousands)</i>		
	FY 2014	FY 2015	FY 2016
	\$509	\$742	\$742

State Trust Fund: 063 - Public Health Services
689 - Agriculture Pesticide Control

State Programs Supported	Pop. Served	Area
• Pesticides Performance Partnership	12,860,000	Statewide

93.103 FOOD AND DRUG ADMINISTRATION—RESEARCH*

Program Description: The program provides grants for several food and health research purposes. Specific priorities, including helping small businesses meet federal research needs, are described in funding announcements.

Formula Description: This program has no statutory formula or matching requirements.

Account Identification: 75-0600-0-1-554

Outlays to Illinois:	<i>(\$ in thousands)</i>		
	FY 2014	FY 2015	FY 2016
	\$0	\$0	\$589

State Trust Fund: 826 - Agricultural Federal Projects

State Programs Supported	Pop. Served	Area
• Food and Drug Administration	12,860,000	Statewide

93.445 INDIAN HEALTH SERVICE SANITATION FACILITIES CONSTRUCTION PROGRAM

Program Description: The program provides grants to support construction of sanitation facilities and services for Indian homes and communities. This includes facilities for safe drinking water and adequate waste disposal.

Formula Description: This program has no statutory formula or matching requirements.

Account Identification: 75-0391-0-1-551

Outlays to Illinois:	<i>(\$ in thousands)</i>		
	FY 2014	FY 2015	FY 2016
	\$109	\$109	\$108

State Trust Fund: 826 - Agricultural Federal Projects

State Programs Supported	Pop. Served	Area
• BSE & GMP Inspection	12,860,000	Statewide

93.449 RUMINANT FEED BAN SUPPORT PROJECT

Program Description: The program provides grants to assist states in increasing the surveillance of commercial feed channels to prevent the spread of Bovine Spongiform Encephalopathy.

Formula Description: This program has no statutory formula or matching requirements.

Account Identification: 75-0600-0-1-554

Outlays to Illinois:	<i>(\$ in thousands)</i>		
	FY 2014	FY 2015	FY 2016
	\$224	\$224	\$589

State Trust Fund: 826 - Agricultural Federal Projects

State Programs Supported	Pop. Served	Area
• Animal Feed Regulatory Program Standards	12,860,000	Statewide
• Ruminant Feed Ban Support Project to Increase BSE Surveillance	12,860,000	Statewide

DEPARTMENT OF CHILDREN AND FAMILY SERVICES

93.090 GUARDIANSHIP ASSISTANCE

Program Description: The program provides funds to states and tribes that provide guardianship assistance payments to relatives who have assumed legal guardianship of eligible children for whom they previously cared as foster parents.

Formula Description: Funding is based on the state’s Federal Medical Assistance Percentage rate. Funds are also available for 75% of staff training costs and 50% of other administrative costs. The rate for short-term training provided to kinship guardians varies by fiscal year.

Account Identification: 75-1545-0-1-609

Outlays to Illinois:	<i>(\$ in thousands)</i>		
	FY 2014	FY 2015	FY 2016
	\$8,151	\$10,971	\$8,687

State Trust Fund: 220 - DCFS Children’s Services

State Programs Supported	Pop. Served	Area
• Subsidized Guardianship	3,033	Statewide

93.556 PROMOTING SAFE AND STABLE FAMILIES

Program Description: The program is designed to provide family support services that promote the well-being of children and families. It funds a variety of family preservation services to help strengthen parental relationships, promote healthy marriages, improve parenting skills, and provide children with a stable and supportive family environment. It also supports infant safe-haven programs, time-limited family reunification services, and adoption promotion.

Formula Description: State allotments are based on the number of children receiving food stamps over a 3-year rolling average. A 25% match is required; additional funds are available on a discretionary basis.

Account Identification: 75-1512-0-1-506

Outlays to Illinois:	<i>(\$ in thousands)</i>		
	FY 2014	FY 2015	FY 2016
	\$16,155	\$10,634	\$12,772

State Trust Fund: 220 - DCFS Children’s Services

State Programs Supported	Pop. Served	Area
• Family Preservation and Support Services	9,648 families	Statewide

93.590 COMMUNITY-BASED CHILD ABUSE PREVENTION GRANTS

Program Description: The program is designed to assist states in developing, implementing, and expanding a comprehensive, statewide system of community-based family resource services to prevent child abuse and neglect.

Formula Description: State grants are based 70% on the number of children under the age of 18 with a minimum of \$175,000 per state, and 30% on non-federal spending for the program in the preceding fiscal year. A 20% match is required.

Account Identification: 75-1536-0-1-506

Outlays to Illinois:	<i>(\$ in thousands)</i>		
	FY 2014	FY 2015	FY 2016
	\$1,174	\$1,126	\$1,081

State Trust Fund: 566 - DCFS Federal Projects Fund

State Programs Supported	Pop. Served	Area
• Child Abuse & Neglect Prevention Awareness	2,046 families 2,761 children	Statewide
• Community-Based Child Abuse Prevention	3,394 families 15,215 children	Statewide
• Early Care & Education, Job Readiness Counseling, Literacy Services, and Nutritional Education	1,570 families 2,119 children	Statewide

93.599 CHAFEE EDUCATION AND TRAINING VOUCHERS PROGRAM (ETV)

Program Description: The program provides funds to make vouchers available for postsecondary training and education to youths who have aged out of foster care or who have been adopted or left for kinship guardianship from the public foster care system after age 16.

Formula Description: Funds are allocated based on the number of children in foster care in each state. A 20% match is required.

Account Identification: 75-1536-0-1-506

Outlays to Illinois:	<i>(\$ in thousands)</i>		
	FY 2014	FY 2015	FY 2016
	\$1,799	\$1,774	\$1,770

State Trust Fund: 220 - DCFS Children's Services

State Programs Supported	Pop. Served	Area
• Chafee Foster Care Independence Program	1,139	Statewide

93.643 CHILDREN'S JUSTICE GRANTS TO STATES

Program Description: The program is designed to help and encourage states to improve (1) the handling of child abuse and neglect cases, particularly cases of child sexual abuse and exploitation; (2) the handling of cases of suspected child abuse or neglect-related fatalities; (3) the investigation and prosecution of cases of child abuse and neglect; and (4) the handling of cases involving children with disabilities or serious health-related problems who are victims of abuse and neglect.

Formula Description: Funding is based on the state population of children under age 18, with a minimum of \$50,000 per state. There is no matching requirement.

Account Identification: 15-5041-0-2-754

Outlays to Illinois:	<i>(\$ in thousands)</i>		
	FY 2014	FY 2015	FY 2016
	\$637	\$634	\$626

State Trust Fund: 566 - DCFS Federal Projects Fund

State Programs Supported	Pop. Served	Area
• Child Sexual Abuse & Physical Abuse Program	4,000	Statewide
• Children’s Advocacy Centers	723	Statewide
• Court Personnel Training	216	Statewide
• Educational Support of Medical Resources Centers	2,230	Central/Northern/ Southern Regions
• Multidisciplinary Training of Child Sexual Abuse Interviewers	749	Statewide
• Training and Curriculum Development With Regard to Treatment Options	100	Statewide

93.645 STEPHANIE TUBBS JONES CHILD WELFARE SERVICES PROGRAM

Program Description: The program funds efforts to establish and strengthen a range of community-based child and family services. Its goals are to protect and promote children’s welfare; prevent child abuse, neglect, or exploitation; provide services to allow children to return to their families in a timely manner; promote the well-being of children in foster care and adoptive families; and provide services to ensure a well-qualified workforce.

Formula Description: Each state receives at least \$70,000, with the balance allocated based on the population under age 21 and state per capita personal income. States must provide a 25% match.

Account Identification: 75-1536-0-1-506

Outlays to Illinois:	<i>(\$ in thousands)</i>		
	FY 2014	FY 2015	FY 2016
	\$10,166	\$10,149	\$10,119

State Trust Fund: 220 - DCFS Children’s Services Fund

State Programs Supported	Pop. Served	Area
• Title IV-B Child Welfare Services	20,471	Statewide

93.648 CHILD WELFARE RESEARCH TRAINING OR DEMONSTRATION

Program Description: The program funds efforts to establish, strengthen, and implement a range of services that contribute to the advancement of child welfare. It funds demonstration projects that use experimental and special types of child welfare services; projects to develop competency-based training curricula; and projects providing professional development opportunities for current and prospective child welfare agency staff.

Formula Description: This program has no statutory formula or matching requirements.

Account Identification: 75-1536-0-1-506

Outlays to Illinois:	<i>(\$ in thousands)</i>		
	FY 2014	FY 2015	FY 2016
	\$0	\$3,000	\$0

State Trust Fund: 566 - DCFS Federal Projects Fund

93.652 ADOPTION OPPORTUNITIES

Program Description: The program provides grants for efforts to eliminate barriers for adoption, particularly adoption of children with special needs or victims of trauma. Funds can be used for projects that focus on various adoption aspects, including conducting national information, education, and recruitment campaigns; operating a national information exchange or resource center for special needs adoption; encouraging kinship care arrangements; placing minority children in minority families; and other programs to make adoption easier.

Formula Description: The program has no statutory formula or matching requirements, but the federal agency administering the grant may require a non-federal contribution.

Account Identification: 75-1536-0-1-506

Outlays to Illinois:	<i>(\$ in thousands)</i>		
	FY 2014	FY 2015	FY 2016
	\$391	\$0	\$0

State Trust Fund: 566 - DCFS Federal Projects Fund

State Programs Supported	Pop. Served	Area
• Adoptions Unlimited	130	Statewide

93.658 FOSTER CARE—TITLE IV-E

Program Description: The program helps states and tribes provide safe and stable out-of-home care for children under their jurisdiction until the children are returned home safely, placed with adoptive families, or placed in other permanent arrangements. Funds may also be used for administrative costs and staff training.

Formula Description: Funds are provided based on a state's Federal Medical Assistance Percentage rate; staff training programs require states to contribute 25% of the total cost; and administrative costs require a 50% contribution. No match is required for plan development implementation grants.

Account Identification: 75-1545-0-1-609

Outlays to Illinois:	<i>(\$ in thousands)</i>		
	FY 2014	FY 2015	FY 2016
	\$181,945	\$186,450	\$215,525

State Trust Fund: 220 - DCFS Children's Services Fund

State Programs Supported	Pop. Served	Area
• Foster Care	13,046 children	Statewide
• Foster Care Protective Services	110,095 children	Statewide
• Institutional/Group Home Care	1,692 children	Statewide

93.659 ADOPTION ASSISTANCE

Program Description: The program supports the adoption of special needs children. Parents who adopt such children are eligible for reimbursement for the nonrecurring costs of adoption.

Formula Description: Adoption assistance is reimbursed at a state's Medicaid matching rate; training is matched at 75% and administrative costs at 50%. The rate for short-term training varies by fiscal year.

Account Identification: 75-1546-0-1-609

Outlays to Illinois:	<i>(\$ in thousands)</i>		
	FY 2014	FY 2015	FY 2016
	\$87,825	\$84,678	\$81,963

State Trust Fund: 220 - DCFS Children's Services Fund

State Programs Supported	Pop. Served	Area
• Title IV-E Adoption Assistance	20,826	Statewide

93.669 CHILD ABUSE AND NEGLECT STATE GRANTS

Program Description: The program assists states in improving their child protective services systems, supporting a variety of listed programs.

Formula Description: Funds are awarded by formula. There are no matching requirements.

Account Identification: 75-1536-0-1-506

Outlays to Illinois:	<i>(\$ in thousands)</i>		
	FY 2014	FY 2015	FY 2016
	\$958	\$963	\$918

State Trust Fund: 566 - DCFS Federal Projects Fund

State Programs Supported	Pop. Served	Area
• Child Abuse and Neglect Prevention and Treatment Programs	6,567 families 9,937 children	Statewide

93.674 CHAFEE FOSTER CARE INDEPENDENCE PROGRAM

Program Description: The program is to help states and tribes establish and carry out programs

for youth in foster care to make the transition to self-sufficiency. Grants may be used for education and training; preparation for postsecondary education; mentoring; and financial, housing, counseling, employment, or other services for individuals up to age 21.

Formula Description: Funds are awarded based on the number of children in foster care, with a minimum of \$500,000 per state. A 20% match is required.

Account Identification: 75-1545-0-1-609

Outlays to Illinois:	<i>(\$ in thousands)</i>		
	FY 2014	FY 2015	FY 2016
	\$5,629	\$5,495	\$5,477

State Trust Fund: 220 - DCFS Children's Services Fund

State Programs Supported	Pop. Served	Area
• Chafee Foster Care Program	2,466	Statewide

DEPARTMENT OF COMMERCE AND ECONOMIC OPPORTUNITY

12.002 PROCUREMENT TECHNICAL ASSISTANCE FOR BUSINESS FIRMS

Program Description: The program funds the cost of establishing new procurement technical assistance programs and maintaining those that already exist. Recipients provide marketing and technical assistance to business firms to sell their goods and services to the Department of Defense, thus enhancing the business climate and economies of the communities being served.

Formula Description: A 50% match is required, except that a project in a distressed area must have a 25% match. The federal share of a program may not exceed \$150,000, or \$300,000 for a statewide program.

Account Identification: 97-0100-0-1-051

Outlays to Illinois:	<i>(\$ in thousands)</i>		
	FY 2014	FY 2015	FY 2016
	\$600	\$680	\$600

State Trust Fund: 636 - Commerce and Community Affairs Assistance Fund
883 - Intra-Agency Services Fund

State Programs Supported	Pop. Served	Area
• Dollar Amount of Contracts Secured	\$1,450,000	Statewide
• Jobs Created	900	Statewide
• Jobs Retained	3,010	Statewide
• Procurement Technical Assistance Center	10	Statewide

14.228 COMMUNITY DEVELOPMENT BLOCK GRANTS/STATE'S PROGRAM AND NON-ENTITLEMENT GRANTS IN HAWAII

Program Description: The block grant program provides funds for states to develop viable urban communities by providing decent housing, a suitable living environment, and expanded economic opportunities – principally for those with low or moderate incomes. Activities must support one of the national objectives by: benefiting low- and moderate-income families; aiding in the prevention or elimination of blight or slums; or meeting other community development needs.

Formula Description: Funds are allocated to states based on data from metropolitan cities and urban counties in each state, using one of two formulas comparing each area to all metropolitan areas, whichever results in a greater award. One formula is based on population, extent of poverty, and extent of overcrowding; the other on the extent of growth lag, extent of poverty, and age of housing. States distribute funds to localities, and may use \$100,000 plus up to 3% of its total allocation for program administration, but must provide a dollar-for-dollar match for all such costs over \$100,000.

Account Identification: 86-0162-0-1-451

	<i>(\$ in thousands)</i>		
Outlays to Illinois:	FY 2014	FY 2015	FY 2016
	\$27,144	\$27,144	\$26,542

State Trust Fund: 875 - Community Development/Small Cities Block Grant
883 - Intra-Agency Services Fund

State Programs Supported	Pop. Served	Area
• Homes Rehabilitated	175	Statewide*
• Improved Water and Sewer Service	55,000	50,000
• Persons With Housing Assistance	602	50,000
* Statewide does not include cities with a population over 50,000 and entitlement counties of Cook, DuPage, Kane, Lake, Madison, McHenry, St. Clair, and Will.		

14.269 HURRICANE SANDY COMMUNITY DEVELOPMENT BLOCK GRANT DISASTER RECOVERY GRANTS (CDBG-DR)

Program Description: The program makes funds available to help develop viable urban communities by providing decent housing and suitable living environments, and by expanding economic opportunities, principally for persons of low and moderate income. Expenses are related to disaster relief, long-term recovery, restoration of infrastructure and housing, and economic revitalization in most impacted and distressed areas resulting from a major disaster declaration due to Hurricane Sandy and other eligible events.

Formula Description: The statutory funds are to be used for disaster-related expenses in the most impacted and distressed areas for long-term recovery, restoration of infrastructure, and housing and economic revitalization. This program has no matching requirements.

Account Identification: 86-0162-0-1-451

	<i>(\$ in thousands)</i>		
Outlays to Illinois:	FY 2014	FY 2015	FY 2016
	\$3,600	\$10,400	\$0

State Trust Fund: 875 - Community Development/Small Cities Block Grant
883 - Intra-Agency Services Fund

State Programs Supported	Pop. Served	Area
• Disaster 2013—Small Cities Block Grant	NA	Statewide

17.207 EMPLOYMENT SERVICE/WAGNER-PEYSER FUNDED ACTIVITIES

Program Description: The program provides formula grants for job search assistance services, such as the One-Stop Career Center delivery system, and the development and distribution of state and local labor market workforce information. It also provides project-specific grants based on each program year’s priorities. Current initiatives include programs to improve educational, training, and employment opportunities for youth and adults with disabilities, and programs to develop and use electronic tools to provide information to job seekers and employers.

Formula Description: Formula funds are awarded based two-thirds on the number of workers in each state and one-third on the number of unemployed workers in each state; but each state must receive at least 0.28% of the total funds for states, and each state’s allotment percentage must be at least 90% of the previous year’s. This program has no statutory matching requirement.

Account Identification: 16-0179-0-1-999

	<i>(\$ in thousands)</i>		
Outlays to Illinois:	FY 2014	FY 2015	FY 2016
	\$1,936	\$4,436	\$1,578

State Trust Fund: 913 - Federal Workforce Training Fund

State Programs Supported	Pop. Served	Area
• WIA One-Stop Disability-Related Employment Planning Activities	NA	Statewide

17.245 TRADE ADJUSTMENT ASSISTANCE

Program Description: The program provides grants for state workforce agencies to help workers adversely affected by foreign trade find and obtain suitable employment.

Formula Description: This program has no statutory formula or matching requirements.

Account Identification: 16-0326-0-1-999

	<i>(\$ in thousands)</i>		
Outlays to Illinois:	FY 2014	FY 2015	FY 2016
	\$10,242	\$10,242	\$5,164

State Trust Fund: 913 - Federal Workforce Training Fund

State Programs Supported	Pop. Served	Area
• WIA Trade Adjustment Assistance	7,500	Statewide

17.258 WIA/WIOA ADULT PROGRAM

Program Description: The program provides grants for job training services to adults facing serious barriers to employment. Most services are provided through One-Stop Career Centers, which provide three levels of service: core, intensive, and training. The goal is to increase employment, retention in unsubsidized employment, and earnings.

Formula Description: Funds are provided to states based on the number of unemployed individuals in areas of substantial unemployment, the excess number of unemployed individuals, and the number of disadvantaged adults. This program has no matching requirements.

Account Identification: 16-0174-0-1-504

Outlays to Illinois:	<i>(\$ in thousands)</i>		
	FY 2014	FY 2015	FY 2016
	\$31,821	\$35,721	\$39,706

State Trust Fund: 883 - Intra-Agency Services Fund
913 - Federal Workforce Training Fund

State Programs Supported	Pop. Served	Area
• WIA Title I-Adults	NA	Statewide
Adult employment retention rate	84	
Adult entered employment rate	74	

17.259 WIA/WIOA YOUTH ACTIVITIES

Program Description: The program is designed to help low-income youths between the ages of 14 and 21 facing serious barriers to employment prepare for the workforce. Funds may be used for job training, education, skills training, mentoring, incentives for achievement, and other opportunities for youth to learn and grow.

Formula Description: Funds are distributed to states by a formula based on the number of unemployed individuals in areas of substantial unemployment, the excess number of unemployed individuals, and the number of economically disadvantaged youth. The formula also includes minimum and maximum percentages and minimum allotments. No match is required, but a maintenance of effort is required.

Account Identification: 16-0174-0-1-504

Outlays to Illinois:	<i>(\$ in thousands)</i>		
	FY 2014	FY 2015	FY 2016
	\$33,776	\$38,094	\$42,336

State Trust Fund: 883 - Intra-Agency Services Fund
913 - Federal Workforce Training Fund

State Programs Supported	Pop. Served	Area
• WIA Title I–Youth	10,322	Statewide

17.277 WIOA NATIONAL DISLOCATED WORKER GRANTS/WIA NATIONAL EMERGENCY GRANTS

Program Description: The program provides short-term project grants to temporarily increase the capacity of dislocated worker programs following significant events that cannot be accommodated within the formula-funded program. Eligible circumstances include FEMA-declared disasters, plant closings affecting over 50 people, and trade-impacted workers eligible under the Trade Act (as amended).

Formula Description: This program has no statutory formula or matching requirements.

Account Identification: 16-0174-0-1-504

Outlays to Illinois:	<i>(\$ in thousands)</i>		
	FY 2014	FY 2015	FY 2016
	\$3,577	\$6,175	\$4,000

State Trust Fund: 883 - Intra-Agency Services Fund
913 - Federal Workforce Training Fund

State Programs Supported	Pop. Served	Area
• WIA National Emergency Grants	NA	Alexander, Franklin, Gallatin, Hamilton, Hardin, Jackson, Jefferson, Lawrence, Marion, Massac, Perry, Pope, Pulaski, Randolph, Saline, Union, Wabash, Washington, Wayne, White, and Williamson Counties

17.278 WIA/WIOA DISLOCATED WORKER FORMULA GRANTS

Program Description: The program provides formula grants to help dislocated workers obtain and retain unsubsidized employment. This may be done through classroom instruction, on-the-job and other kinds of training, as well as a variety of employment services in three levels: core, intensive, and training. National Emergency Grants are also available to respond to significant dislocation events.

Formula Description: Funds are awarded based on each state’s number of unemployed individuals in areas of substantial unemployment, the excess number of unemployed individuals, and the number of disadvantaged adults. The formula also has minimum and maximum percentages and minimum allotments. A maintenance of effort is required.

Account Identification: 16-0174-0-1-504

Outlays to Illinois:	<i>(\$ in thousands)</i>		
	FY 2014	FY 2015	FY 2016
	\$47,415	\$47,415	\$62,692

State Trust Fund: 883 - Intra-Agency Services Fund
913 - Federal Workforce Training Fund

State Programs Supported	Pop. Served	Area
• WIA Title I – Dislocated Workers	23,610	Statewide

17.281 WIA/WIOA DISLOCATED WORKER NATIONAL RESERVE TECHNICAL ASSISTANCE AND TRAINING

Program Description: The program provides funds to coordinate, develop, and provide appropriate training, technical assistance, staff development, and other activities, including assistance in replicating programs of demonstrated effectiveness to states, local areas, and other entities involved in providing assistance to dislocated workers, as well as promoting the continuous improvement of assistance provided to dislocated workers under the Workforce Investment Act of 1998.

Formula Description: This program has no statutory formula or matching requirements.

Account Identification: 16-0174-0-1-504

Outlays to Illinois:	<i>(\$ in thousands)</i>		
	FY 2014	FY 2015	FY 2016
	\$0	\$0	\$358

State Trust Fund: 883 - Intra-Agency Services Fund
913 - Federal Workforce Training Fund

State Programs Supported	Pop. Served	Area
• NEG Dislocated Workers TA & Training	NA	Statewide

21.021 BANK ENTERPRISE AWARD PROGRAM

Program Description: The program provides grants to encourage investment in distressed communities. Grants are for applicants that invest in Community Development Financial Institutions; increase leading and investment in distressed communities; or increase the services and technical assistance available in distressed communities.

Formula Description: This program has no statutory formula or matching requirements.

Account Identification: 20-1881-1-2-451

Outlays to Illinois:	<i>(\$ in thousands)</i>		
	FY 2014	FY 2015	FY 2016
	\$26,644	\$25,860	\$0

State Trust Fund: 506 - Small Business Credit Initiative Fund
883 - Intra-Agency Services Fund

State Programs Supported	Pop. Served	Area
• Small Business Credit Initiative	NA	Statewide

59.037 SMALL BUSINESS DEVELOPMENT CENTERS

Program Description: The program is designed to provide management counseling, training, and technical assistance to the small business community through Small Business Development Centers.

Formula Description: The program has no statutory formula; a non-federal match may be required.

Account Identification: 73-0400-0-1-376

Outlays to Illinois:	<i>(\$ in thousands)</i>		
	FY 2014	FY 2015	FY 2016
	\$4,363	\$4,363	\$4,417

State Trust Fund: 636 - Commerce and Community Affairs Assistance Fund
883 - Intra-Agency Services Fund

State Programs Supported	Pop. Served	Area
• Small Business Development Centers	13,500	Statewide
• New Businesses Started	597	Statewide
	150 businesses expanded	
	2,300 jobs created	
	2,700 jobs retained	
	8,500 clients counseled	

59.061 STATE TRADE AND EXPORT PROMOTION PILOT GRANT PROGRAM

Program Description: The program provides funds for projects to help small businesses export their goods and increase the value of exports from small businesses. Funds must be used for activities that address the concerns of eligible small businesses. The Small Business Administration provides details of eligible activities as funds are made available.

Formula Description: The program has no statutory formula, but funds must be allocated so that the 10 states with the largest number of small business exporters receive no more than 40% of the total appropriations. States with a high export volume must provide 35% of project costs; other states must provide 25%. The state contribution must be at least 50% cash.

Account Identification: 73-0400-0-1-376

Outlays to Illinois:	<i>(\$ in thousands)</i>		
	FY 2014	FY 2015	FY 2016
	\$0	\$0	\$686

State Trust Fund: 636 - Commerce and Community Affairs Assistance Fund

State Programs Supported	Pop. Served	Area
• STEP	NA	Statewide

81.041 STATE ENERGY PROGRAM

Program Description: The program provides financial and technical assistance to states to create and implement a variety of energy-efficiency and conservation projects. The goals are to (1) reduce fossil fuel emissions; (2) reduce total energy use; and (3) improve energy efficiency in transportation, building, and other sectors.

Formula Description: The program has a 20% match requirement, but recipients are encouraged to leverage additional funds. The match requirement is waived for Recovery Act funding.

Account Identification: 89-0321-0-1-270

Outlays to Illinois:	<i>(\$ in thousands)</i>		
	FY 2014	FY 2015	FY 2016
	\$1,500	\$1,597	\$1,597

State Trust Fund: 859 - Federal Energy Fund
883 - Intra-Agency Services Fund

State Programs Supported	Pop. Served	Area
• State Energy Programs	NA	Statewide
Electricity consumption reduced	6,917,581	
Natural gas consumption reduced	6,945,408	
Workers trained for green economy	2,195	

81.042 WEATHERIZATION ASSISTANCE FOR LOW-INCOME PERSONS

Program Description: The program is designed to improve energy efficiency for low-income families through the most cost-effective measures possible. Objectives are to reduce fossil fuel emissions and reduce total energy use. Up to 10% of each grant may be spent for administrative expenses (5% for formula grants).

Formula Description: Formula and project grant funds are available. No match is required.

Account Identification: 89-0321-0-1-270

Outlays to Illinois:	<i>(\$ in thousands)</i>		
	FY 2014	FY 2015	FY 2016
	\$21,679	\$10,832	\$11,175

State Trust Fund: 737 - Energy Administration Fund
883 - Intra-Agency Services Fund

State Programs Supported	Pop. Served	Area
• Weatherization – Number of Units Weatherized	5,153	Statewide

93.568 LOW-INCOME HOME ENERGY ASSISTANCE

Program Description: The program (referred to as LIHEAP) provides grants to states and other jurisdictions to assist eligible low-income households in meeting the costs of home energy. Supplemental funds may be awarded for providing additional benefits and services to LIHEAP-eligible households beyond what could be provided with federal funds. Up to 25% of such funds may be set aside for grantees that provide services through community-based nonprofit organizations and the Residential Energy Assistance Challenge Program. Some funds may be used for training and technical assistance.

Formula Description: Program allocations are based on a state’s proportion of the total home energy consumption by low-income households, with hold-harmless and minimum provisions. There is no matching requirement.

Account Identification: 75-1502-0-1-609

Outlays to Illinois:	<i>(\$ in thousands)</i>		
	FY 2014	FY 2015	FY 2016
	\$168,087	\$167,395	\$167,000

State Trust Fund: 870 - Low-Income Home Energy Assistance Block Grant
883 - Intra-Agency Services Fund

State Programs Supported	Pop. Served	Area
• LIHEAP – Housing – Cooling	75,000	Statewide
• LIHEAP – Housing – Heating	375,000	Statewide

93.569 COMMUNITY SERVICES BLOCK GRANT

Program Description: The program provides grants to states to help communities facilitate a variety of services for the poor. Funds may be used to develop programs that attack the causes of poverty; educate and train the impoverished; provide for improving the health, housing, and nutrition of the poor; provide emergency supplies and services; and coordinate and encourage efforts with governmental and private organizations to improve the quality of life for the underprivileged population in communities.

Formula Description: Each state receives the same share of funds as its local agencies received in 1981, except that no state may receive less than 0.5% of the total if funds are available. This program has no matching requirements.

Account Identification: 75-1536-0-1-506

Outlays to Illinois:	<i>(\$ in thousands)</i>		
	FY 2014	FY 2015	FY 2016
	\$31,402	\$31,684	\$31,600

State Trust Fund: 871 - Community Services Block Grant
883 - Intra-Agency Services Fund

State Programs Supported	Pop. Served	Area
• Jobs Created – Small Business Loans	50	Statewide
• Quality of Life	737,000	Statewide

DEPARTMENT OF CORRECTIONS

16.606 STATE CRIMINAL ALIEN ASSISTANCE PROGRAM

Program Description: The program reimburses states for the cost of incarcerating any illegal alien who is convicted of a felony or two or more misdemeanors. Funds partially offset the costs of imprisoning criminal aliens in facilities within the state. There are no federal restrictions on the use of funds.

Formula Description: This program has no statutory formula or matching requirements.

Account Identification: 15-0404-0-1-754

Outlays to Illinois:	<i>(\$ in thousands)</i>		
	FY 2014	FY 2015	FY 2016
	\$3,975	\$3,975	\$0

State Trust Fund: 523 - Department of Corrections Reimbursement and Education Fund

16.812 SECOND CHANCE ACT RE-ENTRY INITIATIVE

Program Description: The program is designed to help states, local governments, and non-profit organizations face challenges presented by the return of offenders from prison to the community. The initiative has three phases: (1) protect and prepare — institution-based programs; (2) control and restore — community-based transition programs; and (3) sustain and support — community-based, long-term support programs.

Formula Description: This program has no statutory formula; a match is required for the state and local grants.

Account Identification: 15-0401-0-1-754

Outlays to Illinois:	<i>(\$ in thousands)</i>		
	FY 2014	FY 2015	FY 2016
	\$0	\$750	\$1,000

State Trust Fund: 523 - Department of Corrections Reimbursement and Education Fund

DEPARTMENT OF EMPLOYMENT SECURITY

17.002 LABOR FORCE STATISTICS

Program Description: The program offers funds for state agencies to provide statistical information on several labor and labor force-related topics. Funds are available to state agencies designated by the Governor — usually state workforce agencies.

Formula Description: This program has no statutory formula or matching requirements.

Account Identification: 16-0200-0-1-505

Outlays to Illinois:	<i>(\$ in thousands)</i>		
	FY 2014	FY 2015	FY 2016
	\$2,623	\$2,583	\$2,573

State Trust Fund: 052 - Title III Social Security and Employment Service Fund

State Programs Supported	Pop. Served	Area
• Current Employment Statistics	NA	Statewide
• Local Area Unemployment Statistics	NA	Statewide
• Occupational Employment Statistics	NA	Statewide

17.207 EMPLOYMENT SERVICE/WAGNER-PEYSER FUNDED ACTIVITIES

Program Description: The program funds a variety of job search assistance and information services, known as the Employment Service (part of the One-Stop Career Center). Ten percent of each state’s allotment must be reserved for use by the Governor to provide performance incentives for employment service offices, services for groups with special needs, and for the extra costs of exemplary programs.

Formula Description: The formula grant is based on monthly averages for the state’s share of the civilian labor force and unemployment for the last calendar year. There is no matching requirement.

Account Identification: 16-0179-0-1-999

Outlays to Illinois:	<i>(\$ in thousands)</i>		
	FY 2014	FY 2015	FY 2016
	\$28,306	\$28,915	\$28,755

State Trust Fund: 052 - Title III Social Security and Employment Service Fund

State Programs Supported	Pop. Served	Area
• Employment Service	543,653	Statewide
• One-Stop Workforce Information Grants	NA	Statewide

17.225 UNEMPLOYMENT INSURANCE

Program Description: The program provides funding for unemployment insurance to eligible workers through federal and state cooperation. Federal unemployment insurance tax collections are used to finance the administration of state unemployment laws, reimburse states for one-half of the benefits extended, and make repayable advances to states when needed to make benefits payments. Funds used for benefits payments may not be used for administrative costs or training, job search, and job relocation payments.

Formula Description: This program has no statutory formula or matching requirements.

Account Identification: 16-0168-0-1-603; 16-0178-0-1-603; 16-0179-0-1-999; 16-0326-0-1-999; 16-1800-0-1-603; 16-8042-0-7-999;

Outlays to Illinois:	<i>(\$ in thousands)</i>		
	FY 2014	FY 2015	FY 2016
	\$165,128	\$157,246	\$154,101

State Trust Fund: 052 - Title III Social Security and Employment Service Fund

State Programs Supported	Pop. Served	Area
• Unemployment Insurance	763,235 initial claims 9,916,130 weeks claimed	Statewide

17.271 WORK OPPORTUNITY TAX CREDIT PROGRAM (WOTC)

Program Description: The tax credit is designed to help individuals in 12 target groups that have consistently faced significant barriers to employment move from economic dependency to self-sufficiency by encouraging businesses to hire the target group members. Businesses are eligible to claim tax credits against the wages paid to the new hires during the first year of employment. States use grants for determining the eligibility of individuals as members of targeted groups; issuing employer certifications or denials; developing working agreements with partner agencies in the One-Stop Service Delivery system; and coordinating efforts to promote the tax credits to employers, job seekers, and other partners.

Formula Description: This program has no statutory formula or matching requirements.

Account Identification: 16-0179-0-1-999

Outlays to Illinois:	<i>(\$ in thousands)</i>		
	FY 2014	FY 2015	FY 2016
	\$687	\$653	\$653

State Trust Fund: 052 - Title III Social Security and Employment Service Fund

State Programs Supported	Pop. Served	Area
• Work Opportunity Tax Credit	NA	Statewide

17.273 TEMPORARY LABOR CERTIFICATION FOR FOREIGN WORKERS

Program Description: The program is designed to protect U.S. and foreign workers, and help employers supplement the workforce with needed skills when necessary. The Department of Labor issues temporary employment certifications for several programs.

Formula Description: This program has no statutory formula or matching requirements.

Account Identification: 16-0179-0-1-999

Outlays to Illinois:	<i>(\$ in thousands)</i>		
	FY 2014	FY 2015	FY 2016
	\$439	\$467	\$439

State Trust Fund: 052 - Title III Social Security and Employment Service Fund

State Programs Supported	Pop. Served	Area
• Alien Labor Certification	NA	Statewide

17.281 WIA/WIOA DISLOCATED WORKER NATIONAL RESERVE TECHNICAL ASSISTANCE AND TRAINING

Program Description: The program provides funds to coordinate, develop, and appropriate training, technical assistance, staff development, and other activities, including assistance in replicating programs of demonstrated effectiveness to states, local areas, and other entities involved in providing assistance to dislocated workers, as well as promoting the continuous improvement of assistance provided to dislocated workers under the Workforce Investment Act of 1998.

Formula Description: This program has no statutory formula or matching requirements.

Account Identification: 16-0174-0-1-504

Outlays to Illinois:	<i>(\$ in thousands)</i>		
	FY 2014	FY 2015	FY 2016
	\$40	\$0	\$0

State Trust Fund: 052 - Title III Social Security and Employment Service Fund

17.801 DISABLED VETERANS' OUTREACH PROGRAM (DVOP)

Program Description: The program provides grants for states to meet the employment needs of disabled and other eligible veterans. Emphasis must be on economically or educationally disadvantaged veterans, including the homeless and those with barriers to employment.

Formula Description: States determine, subject to federal approval, the number of needed program specialists. No match is required.

Account Identification: 16-0164-0-1-702

	<i>(\$ in thousands)</i>		
Outlays to Illinois:	FY 2014	FY 2015	FY 2016
	\$4,429	\$3,426	\$3,426

State Trust Fund: 052 - Title III Social Security and Employment Service Fund

State Programs Supported	Pop. Served	Area
• Disabled Veterans Outreach Program	NA	Statewide

17.804 LOCAL VETERANS' EMPLOYMENT REPRESENTATIVE PROGRAM

Program Description: The program is designed to provide funds for state employment service agencies and One-Stop Career Centers to help veterans search for and find employment.

Formula Description: Funds are awarded by formula. No match is required.

Account Identification: 16-0164-0-1-702

	<i>(\$ in thousands)</i>		
Outlays to Illinois:	FY 2014	FY 2015	FY 2016
	\$2,511	\$2,694	\$2,694

State Trust Fund: 052 - Title III Social Security and Employment Service Fund

State Programs Supported	Pop. Served	Area
• Local Veterans Employment Representative Training	NA	Statewide

DEPARTMENT OF HEALTHCARE AND FAMILY SERVICES

93.563 CHILD SUPPORT ENFORCEMENT

Program Description: The program provides grants to states to assist in locating absentee parents, establishing paternity, and enforcing support obligations. Both TANF and non-TANF individuals are eligible, provided they have assigned support rights to the state.

Formula Description: Funds are allocated based on a formula in Title IV, Part D of the Social Security Act; states must provide 34% of program costs.

Account Identification: 75-1501-0-1-609

	<i>(\$ in thousands)</i>		
Outlays to Illinois:	FY 2014	FY 2015	FY 2016
	\$115,469	\$113,916	\$115,769

State Trust Fund: 001 - General Revenue Fund
757 - Child Support Administrative Fund

State Programs Supported	Pop. Served	Area
• Child Support Enforcement	479,540	Statewide

93.597 GRANTS TO STATES FOR ACCESS AND VISITATION PROGRAMS

Program Description: The program funds state programs that support and facilitate access and visitation by non-custodial parents with their children. Activities may include mediation, counseling, education, development of parenting plans, visitation enforcement, development of guidelines for visitation, and alternative custody arrangements.

Formula Description: Awards are based on the number of children in a state living with one biological parent. There is a 10% match requirement. Funds must supplement expenditures at a level equal to 1995 spending.

Account Identification: 75-1501-0-1-609

Outlays to Illinois:	<i>(\$ in thousands)</i>		
	FY 2014	FY 2015	FY 2016
	\$314	\$329	\$329

State Trust Fund: 757 - Child Support Administrative Fund

State Programs Supported	Pop. Served	Area
• Access and Visitation Program	3,103	Statewide

93.767 CHILDREN'S HEALTH INSURANCE PROGRAM

Federal regulations require all Medicaid expansion SCHIP costs to be funded through the SCHIP appropriation rather than the Medicaid appropriation.

Program Description: The program provides formula grants to states to enable them to maintain and expand child health assistance to uninsured, low-income children and, as a state option, low-income pregnant women and legal immigrants. Assistance may be provided in one of three ways: (1) by obtaining qualified health insurance coverage; (2) by expanding eligibility for children under the state's Medicaid program; or (3) a combination of the two.

Formula Description: Funds are awarded to states based on (enhanced) Federal Medical Assistance Percentages.

Account Identification: 75-0515-0-1-551

Outlays to Illinois:	<i>(\$ in thousands)</i>		
	FY 2014	FY 2015	FY 2016
	\$575,110	\$361,410	\$283,584

State Trust Fund: 001 - General Revenue Fund
808 - Medical Special Purpose Trust Fund

State Programs Supported	Pop. Served	Area
• Children's Health Insurance Program	474,692	Statewide

93.777 STATE SURVEY AND CERTIFICATION OF HEALTHCARE PROVIDERS AND SUPPLIERS (TITLE XVIII) MEDICARE

Program Description: The program provides funds for states that determine, through a state health agency or other appropriate state agency, that providers and suppliers of healthcare services comply with federal health and safety standards and conditions of participation for Medicare and Medicaid.

Formula Description: This program has no statutory formula or matching requirements.

Account Identification: 75-0511-0-1-550

Outlays to Illinois:	<i>(\$ in thousands)</i>		
	FY 2014	FY 2015	FY 2016
	\$8,417	\$14,794	\$14,794

State Trust Fund: 001 - General Revenue Fund

State Programs Supported	Pop. Served	Area
• Medicaid Survey Certification	NA	Statewide

93.778 MEDICAL ASSISTANCE PROGRAM

The program (referred to as Medicaid) provides funds under two categories. Each is presented separately below to provide as much detail as possible concerning the purpose, formula, and funding for the various units of this program.

(1) MEDICAID VENDOR PAYMENTS

Program Description: Authorized under Title XIX of the Social Security Act, Medicaid provides financial assistance to states for the provision of medical care to low-income individuals and others who may be eligible (pregnant women, infants, children, or the elderly), as defined by age and poverty criteria. Certain services must be provided by states for the categorically needy or the medically needy. Federal funds are awarded to a designated state Medicaid agency, and recipients must meet state requirements.

Formula Description: Funds are awarded based on a state's Federal Medical Assistance Percentage, which ranges from 50% to 83%. The percentage is determined by a state's medical expenditures and personal income relative to the national average for the three preceding years. There is a maintenance of effort requirement.

Account Identification: 75-0512-0-1-551

Outlays to Illinois:	<i>(\$ in thousands)</i>		
	FY 2014	FY 2015	FY 2016
	\$8,171,854	\$9,660,251	\$10,553,321

State Trust Fund: 001 - General Revenue Fund
808 - Medical Special Purpose Trust Fund

State Programs Supported	Pop. Served	Area
• Medicaid Benefits	2,339,957	Statewide

(2) MEDICAID STATE ADMINISTRATION AND TRAINING

Program Description: The federal government pays 50% of most state administrative costs for Medicaid. For smaller segments of the program, including family planning and the Medicaid Management Information System, the federal match is 90% for certain start-up expenses. For federally encouraged segments of the program, such as the employment of skilled medical professionals, the match is 75%.

Formula Description: State administrative costs are matched on an open-ended basis with the matching rate based on the type of expenditure.

Account Identification: 75-0512-0-1-551

Outlays to Illinois:	<i>(\$ in thousands)</i>		
	FY 2014	FY 2015	FY 2016
	\$665,801	\$579,223	\$584,576

State Trust Fund: 001 - General Revenue Fund
503 - Electronic Health Records Fund
808 - Medical Special Purpose Trust Fund

State Programs Supported	Pop. Served	Area
• Medicaid Administration	NA	Statewide

93.791 MONEY FOLLOWS THE PERSON REBALANCING DEMONSTRATION

Program Description: The program is designed to assist states in balancing their long-term care systems and help Medicaid enrollees transition from institutions to the community. Congress initially authorized up to \$1.75 billion in federal funds through fiscal year 2011. With the subsequent passage of the Patient Protection and Affordable Care Act in 2010, Section 2403 extended the program through September 30, 2016. Demonstration grants were awarded to states through March 31, 2016.

Formula Description: This program has no statutory formula. When receiving an award, the solicitation will receive reimbursement for home- and community-based services provided under the demonstration on a quarterly basis at Federal Medical Assistance Percentage (FMAP) rates.

Account Identification: 75-0516-0-1-551

Outlays to Illinois:	<i>(\$ in thousands)</i>		
	FY 2014	FY 2015	FY 2016
	\$1,539	\$8,780	\$0

State Trust Fund: 001 - General Revenue Fund
522 - Money Follows the Person Budget Transfer Fund

DEPARTMENT OF HUMAN RIGHTS

29.001 CLEARINGHOUSE SERVICES—CIVIL RIGHTS DISCRIMINATION COMPLAINTS

Program Description: The program is designed to serve as a national clearinghouse for information to the public in respect to discrimination or denials of equal protection of the laws because of race, color, religion, sex, age, disability, or national origin. The purpose of the program is (1) to hold public hearings and to collect and study information on discrimination or denials of equal protection; (2) to receive and refer complaints alleging denial of civil rights because of the aforementioned factors; and (3) to receive, investigate, and refer complaints alleging denial of voting rights.

Formula Description: This program has no statutory formula or matching requirements.

Account Identification: 95-1900-0-1-751

Outlays to Illinois:	<i>(\$ in thousands)</i>		
	FY 2014	FY 2015	FY 2016
	\$2,445	\$2,777	\$2,516

State Trust Fund: 607 - Special Projects Division

DEPARTMENT OF HUMAN SERVICES

10.551 SUPPLEMENTAL NUTRITION ASSISTANCE PROGRAM

Program Description: The program improves the nutrition of low-income households by ensuring access to nutritious, healthful diets through the provision of nutrition education and nutrition assistance and the issuance of monthly benefits for the purchase of food at authorized retailers.

Formula Description: This program has no statutory formula or matching requirements.

Account Identification: 12-3505-0-1-605

Outlays to Illinois:	<i>(\$ in thousands)</i>		
	FY 2014	FY 2015	FY 2016
	\$2,770	\$3,117	\$3,117

State Trust Fund: 408 - DHS Special Purpose Trust Fund

10.557 SPECIAL SUPPLEMENTAL NUTRITION PROGRAM FOR WOMEN, INFANTS, AND CHILDREN

Program Description: The program (referred to as WIC) provides grant funds to state health departments for further distribution to local public or nonprofit health facilities and organizations. The funds support supplemental food, nutrition information, and healthcare referrals to

help safeguard the health of low-income pregnant, postpartum, and breastfeeding women and infants and children to age five who are at nutritional risk. Funds support both program activities and state administration.

Formula Description: The distribution of funds is aimed primarily at maintaining participation levels. The formulas are based on the administrative costs, previous funding levels, inflation levels, and the proportion of persons earning less than 185% of the federal poverty level in each state. No matching funds are required, but some states contribute non-federal funds to support a larger WIC program.

Account Identification: 12-3510-0-1-605

Outlays to Illinois:	<i>(\$ in thousands)</i>		
	FY 2014	FY 2015	FY 2016
	\$374,135	\$213,773	\$213,773

State Trust Fund: 700 - Women, Infants, and Children

State Programs Supported	Pop. Served	Area
• WIC Program (Food and Admin.)	293,463	Statewide
• Breastfeeding Peer Counseling	293,463	Statewide

10.561 STATE ADMINISTRATIVE MATCHING GRANTS FOR THE SUPPLEMENTAL NUTRITION ASSISTANCE PROGRAM

The program provides funds in two categories, each of which is presented separately below in order to provide as much detail as possible concerning the purpose, formula, and funding for each unit of the program.

(1) FOOD STAMP ADMINISTRATIVE COSTS AND STATE EXCHANGE

Program Description: The program (previously referred to as the Food Stamp Program) provides funds for states to operate the Supplemental Nutrition Assistance Program (SNAP). In Illinois, the program provides Link cards through state and local welfare agencies to needy persons to increase their food purchasing power. The cards are used by program recipients to buy food in any retail store that has been approved by the Food and Nutrition Service.

Formula Description: The federal government reimburses 50% of direct and indirect state administrative costs.

Account Identification: 12-3505-0-1-605

Outlays to Illinois:	<i>(\$ in thousands)</i>		
	FY 2014	FY 2015	FY 2016
	\$128,335	\$76,317	\$76,315

State Trust Fund: 001 - General Revenue Fund
408 - DHS Special Purpose Trust Fund

State Programs Supported	Pop. Served	Area
• Administration, ADP	1,269,240	Statewide
• State Exchange	581,844 monthly cases	Statewide

(2) FOOD STAMP EMPLOYMENT AND TRAINING

Program Description: The Food Security Act of 1985 established the food stamp employment and training program for food stamp work registrants and other volunteer participants. The program was designed to “assist members of households participating in the food stamp program in gaining skills, training, or experience that will increase their ability to obtain regular employment.”

Formula Description: Funding is open-ended, with no state match required for a base amount. Additional costs and support services, such as transportation and child care, require a 50% match.

Account Identification: 12-3505-0-1-605

Outlays to Illinois:	<i>(\$ in thousands)</i>		
	FY 2014	FY 2015	FY 2016
	\$23,340	\$37,977	\$37,977

State Trust Fund: 001 - General Revenue Fund
408 - DHS Special Purpose Trust Fund

State Programs Supported	Pop. Served	Area
• Employment and Training	581,844 monthly cases 1,269,240 persons	Statewide

10.565 COMMODITY SUPPLEMENTAL FOOD PROGRAM

Program Description: The program provides USDA foods and administrative grants to states to improve the health and nutritional status of low-income pregnant, postpartum, or breast-feeding women; infants and children up to the age of six; and elderly persons.

Formula Description: Funds are awarded based on caseload. There is no matching requirement.

Account Identification: 12-3507-0-1-605

Outlays to Illinois:	<i>(\$ in thousands)</i>		
	FY 2014	FY 2015	FY 2016
	\$1,245	\$1,205	\$1,208

State Trust Fund: 001 - General Revenue Fund
700 - Women, Infants, and Children

State Programs Supported	Pop. Served	Area
• Commodities Supplemental Food Program	13,676	Chicago and Cook County

10.568 EMERGENCY FOOD ASSISTANCE PROGRAM (ADMINISTRATIVE COSTS)

Program Description: The program is designed to improve the infrastructure of the emergency feeding network by providing funds to states for processing, storage, and distribution costs incurred by state agencies and nonprofit organizations that provide food assistance to needy persons. At least 40% of funds must be passed through to emergency feeding organizations or spent on their behalf.

Formula Description: Program funds are allocated based on poverty level (60%) and unemployment level (40%). States must match 100% of administrative funds not passed through to emergency feeding organizations.

Account Identification: 12-3507-0-1-605

Outlays to Illinois:	<i>(\$ in thousands)</i>		
	FY 2014	FY 2015	FY 2016
	\$2,865	\$2,523	\$2,523

State Trust Fund: 408 - DHS Special Purpose Trust Fund

State Programs Supported	Pop. Served	Area
• Emergency Food Assistance Program	1,812,134 households	Statewide

10.572 WIC FARMERS' MARKET NUTRITION PROGRAM (FMNP)

Program Description: The program provides funds to make locally grown foods available to eligible women, infants, and children through farmers' markets. Grants may also be used to support expanded awareness and use of farmers' markets and promote sales at those markets.

Formula Description: Allocations are based on previous allocations and the projected number of participants. The state must contribute at least 30% of the total cost of the program from non-federal sources. State contributions to similar programs may satisfy the matching requirements.

Account Identification: 12-3510-0-1-605

Outlays to Illinois:	<i>(\$ in thousands)</i>		
	FY 2014	FY 2015	FY 2016
	\$348	\$273	\$273

State Trust Fund: 700 - Women, Infants, and Children

State Programs Supported	Pop. Served	Area
• WIC Farmers' Market (Food & Admin.)	32,550	24 counties

10.576 SENIOR FARMERS' MARKET NUTRITION PROGRAM

Program Description: The program provides project grants to help provide locally grown fruits and vegetables from farmers' markets and other community-supported agricultural programs to low-income seniors. Grants are also intended to help develop and expand farmers' markets and roadside stands. Up to 10% may be used for administrative costs.

Formula Description: This program has no statutory formula or matching requirements.

Account Identification: 12-3507-0-1-605

	(<i>\$ in thousands</i>)		
Outlays to Illinois:	FY 2014	FY 2015	FY 2016
	\$801	\$793	\$688

State Trust Fund: 700 - Women, Infants, and Children

State Programs Supported	Pop. Served	Area
• Senior Farmers' Market	33,290	24 counties

14.231 EMERGENCY SOLUTIONS GRANT PROGRAM*

Program Description: The program is designed to help improve the quality of existing emergency shelters for homeless individuals and families living on the street. It provides essential social services to homeless individuals, rapidly re-houses homeless individuals and families, and helps prevent families and individuals from becoming homeless.

Formula Description: This program has matching requirements. City and urban county recipients must match grant funds with an equal amount of funds from cash or the following in-kind sources: services contributed by volunteers, the donation of materials and buildings, or the value of any lease on a building. States must match all but \$100,000 of their awards, but must pass on the benefit of that \$100,000 exception to their sub-recipients that are best capable of providing matching amounts.

Account Identification: 86-0192-0-1-604

	(<i>\$ in thousands</i>)		
Outlays to Illinois:	FY 2014	FY 2015	FY 2016
	\$0	\$4,575	\$4,575

State Trust Fund: 592 - DHS Federal Projects Fund

16.523 JUVENILE ACCOUNTABILITY BLOCK GRANTS

Program Description: The program provides states, units of local government, and people as defined by Section 102 of the Federally Recognized Indian Tribe List Act of 1994 with funds to develop programs to strengthen and promote greater accountability in the juvenile justice system and to survey the field and identify projects that would benefit from research, demonstrations, and evaluation in the 18 purpose areas identified in the JABG Program. The program also provides training and technical assistance to states, units of local government, and Indian tribes so they may develop programs outlined in the 18 program areas to promote greater accountability in the juvenile justice system.

Formula Description: This program has no statutory formula requirements. The program requires a cash match of 10% of total program costs. Federal funds may not exceed 90% of total

program costs. Matching contributions need not be applied at the exact time or in proportion to the obligation of federal funds.

Account Identification: 15-0404-0-1-754

Outlays to Illinois:	<i>(\$ in thousands)</i>		
	FY 2014	FY 2015	FY 2016
	\$3,719	\$19,713	\$0

State Trust Fund: 581 - Juvenile Account Incentive Block

16.529 EDUCATION, TRAINING, AND ENHANCED SERVICES TO END VIOLENCE AGAINST AND ABUSE OF WOMEN WITH DISABILITIES

Program Description: The program provides funds for training, consultation, and information on domestic violence, dating violence, stalking, and sexual assault against individuals with disabilities. Funds may also be used to enhance direct services to such individuals.

Formula Description: This program has no statutory formula or matching requirements; but recipients are encouraged to contribute to program costs and a maintenance of effort may be required.

Account Identification: 15-0409-0-1-754

Outlays to Illinois:	<i>(\$ in thousands)</i>		
	FY 2014	FY 2015	FY 2016
	\$400	\$550	\$0

State Trust Fund: 592 - DHS Federal Projects Fund

16.540 JUVENILE JUSTICE AND DELINQUENCY PREVENTION—ALLOCATION TO STATES

Program Description: The program provides grants to state and local governments to assist in planning, operating, and evaluating projects in the area of juvenile delinquency. The goal is to develop more effective education, training, research, prevention, diversion, treatment, and rehabilitation programs for troubled juveniles. States must meet four core requirements: (1) deinstitutionalize status offenders; (2) separate adults and juveniles in secure custody; (3) remove juveniles from adult jails; and (4) eliminate disproportionate contact of minority juveniles.

Two-thirds of funds must be passed through to local governments or private nonprofit agencies. Up to 10% may be used for administrative costs.

Formula Description: Funds are distributed based on the relative population under age 18. No state may be allocated less than \$600,000, except that funds are reduced by 20% for each core requirement not met. A 10% match is required, but states must pay half of all administrative costs.

Account Identification: 15-0405-0-1-754

Outlays to Illinois:	<i>(\$ in thousands)</i>		
	FY 2014	FY 2015	FY 2016
	\$972	\$1,387	\$1,387

State Trust Fund: 911 - Juvenile Justice Trust Fund

State Programs Supported	Pop. Served	Area
• Juvenile Justice	3,000	Statewide

16.727 ENFORCING UNDERAGE DRINKING LAWS PROGRAM

Program Description: The program is designed to support cooperative efforts between state and local governments to combat underage drinking by prohibiting the sale to and consumption of alcoholic beverages by people under 21. Funds may not supplant current funding.

Formula Description: Some funds are disbursed through assistance awards to each state. Additional funds are awarded for discretionary projects. No match is required.

Account Identification: 15-0405-0-1-754

Outlays to Illinois:	<i>(\$ in thousands)</i>		
	FY 2014	FY 2015	FY 2016
	\$60	\$0	\$0

State Trust Fund: 646 - Alcoholism and Substance Abuse Fund

State Programs Supported	Pop. Served	Area
• Enforcing Underage Drinking Laws	15,000	Statewide
• Enforcing Underage Drinking Laws in Rural Communities	30,000	DeWitt County, west side of Carroll County, and City of Amboy

84.126 REHABILITATION SERVICES—VOCATIONAL REHABILITATION GRANTS TO STATES

Program Description: The program provides federal funds to state vocational rehabilitation agencies to assist physically and mentally handicapped individuals become gainfully employed. A wide range of services is permitted, including counseling, vocational evaluation, work adjustment, medical and physical restoration, vocational training, job placement, and post-employment services.

Formula Description: Funds are distributed based on population by per capita income over a three-year average. States must provide 21.3% of program costs. The program has maintenance of effort requirements.

Account Identification: 91-0301-0-1-506

Outlays to Illinois:	<i>(\$ in thousands)</i>		
	FY 2014	FY 2015	FY 2016
	\$147,129	\$109,521	\$109,521

State Trust Fund: 081 - Vocational Rehabilitation Fund

State Programs Supported	Pop. Served	Area
• Vocational Rehabilitation Services	45,863	Statewide

84.128 REHABILITATION SERVICES—SERVICE PROJECTS

Program Description: The program provides discretionary grant funds to state vocational rehabilitation agencies and public nonprofit organizations for special projects and demonstrations to improve services to individuals with disabilities. Eligible projects include those for migrant and seasonal workers, and for individuals with disabilities.

Formula Description: This program has no statutory formula. Migrant worker projects require a 10% match; recreation projects do not require a match in the first year, but states must pay 25% of project costs in the second year and 50% in the third year.

Account Identification: 91-0301-0-1-506

Outlays to Illinois:	<i>(\$ in thousands)</i>		
	FY 2014	FY 2015	FY 2016
	\$190	\$130	\$130

State Trust Fund: 081 - Vocational Rehabilitation Fund

State Programs Supported	Pop. Served	Area
• Migrant Workers	200	Alexander, southern Cook, Jackson, Johnson, Kankakee, Massac, Pulaski, Union, and Williamson Counties

84.161 REHABILITATION SERVICES—CLIENT ASSISTANCE PROGRAM

Program Description: The program is designed to help states: (1) inform and advise clients and federal client applicants of available benefits; (2) assist clients and applicants in their dealings with projects, programs, and facilities providing services to them under the federal Rehabilitation Act; and (3) provide information on available services.

Formula Description: Funds are distributed on the basis of the population of each state, but no state will receive less than \$50,000 (\$100,000 if total available funds are over \$7.5 million). The program has no matching requirements.

Account Identification: 91-0301-0-1-506

Outlays to Illinois:	<i>(\$ in thousands)</i>		
	FY 2014	FY 2015	FY 2016
	\$416	\$445	\$445

State Trust Fund: 081 - Vocational Rehabilitation Fund

State Programs Supported	Pop. Served	Area
• Client Assistance Project	3,000	Statewide

84.169 INDEPENDENT LIVING—STATE GRANTS

Program Description: The program provides grants to help states expand and improve independent living services for individuals with significant disabilities. Funds may be used to support Statewide Independent Living Councils; support centers for independent living; expand the capacities of public or nonprofit agencies that provide independent living services; study and recommend strategies to improve independent living services; train individuals with significant disabilities and people providing services to them; and reach out to unserved or underserved populations.

Formula Description: Funding is based on a state’s proportion of the total U.S. population. There is a 10% matching requirement.

Account Identification: 91-0301-0-1-506

Outlays to Illinois:	<i>(\$ in thousands)</i>		
	FY 2014	FY 2015	FY 2016
	\$692	\$665	\$0

State Trust Fund: 081 - Vocational Rehabilitation Fund

State Programs Supported	Pop. Served	Area
• Independent Living Part B	10,000	Statewide

84.177 REHABILITATION SERVICES—INDEPENDENT LIVING SERVICES FOR OLDER INDIVIDUALS WHO ARE BLIND

Program Description: The program is designed to provide independent living services to blind individuals aged 55 or older whose severe visual impairments make gainful employment extremely difficult, but for whom independent living in their own homes and communities is feasible. Funds may be used for vision correction or modification, training, and other supportive services.

Formula Description: If total funds are at least \$13 million, funds are allocated to states based on populations over 55 years old, with each state receiving at least \$225,000, or 1/3 of 1% of the total; if not, funds are awarded on a competitive basis. The state match is 10%.

Account Identification: 91-0301-0-1-506

	<i>(\$ in thousands)</i>		
Outlays to Illinois:	FY 2014	FY 2015	FY 2016
	\$1,224	\$1,201	\$1,201

State Trust Fund: 081 - Vocational Rehabilitation Fund

State Programs Supported	Pop. Served	Area
<ul style="list-style-type: none"> Independent Living Services for Older Blind Individuals (Seniors 55 & Older) 	2,246	Statewide

84.181 SPECIAL EDUCATION—GRANTS FOR INFANTS AND FAMILIES

Program Description: The program provides grants to assist states in developing and implementing a statewide comprehensive interagency early intervention system for infants and toddlers with disabilities. The goal is to provide early intervention health and social services to all handicapped children and their families.

Formula Description: Funding is based on the proportion of children up to two years old. No state receives less than 0.5% of total funds. The program has no matching requirement, but does have maintenance of effort requirements.

Account Identification: 91-0300-0-1-501

	<i>(\$ in thousands)</i>		
Outlays to Illinois:	FY 2014	FY 2015	FY 2016
	\$16,247	\$16,890	\$16,584

State Trust Fund: 592 - DHS Federal Projects Fund

State Programs Supported	Pop. Served	Area
<ul style="list-style-type: none"> Early Intervention 	20,630	Statewide

84.187 SUPPORTED EMPLOYMENT SERVICES FOR INDIVIDUALS WITH THE MOST SIGNIFICANT DISABILITIES

Program Description: The program provides grants to assist individuals with the most severe disabilities through time-limited services that will lead to supported employment. Funds may be used for: (1) services provided under the Federal Rehabilitation Act of 1973; (2) skilled job trainers who accompany the worker for intensive on-the-job training; (3) systematic training; (4) job development; (5) followup services; (6) regular observation or supervision at training sites; and (7) other needed services.

Formula Description: Funds are awarded based on a state's proportion of the total U.S. population. No state receives less than \$300,000, or 1/3 of 1% of the amount available. The program has no matching requirement.

Account Identification: 91-0301-0-1-506

Outlays to Illinois:	<i>(\$ in thousands)</i>		
	FY 2014	FY 2015	FY 2016
	\$934	\$928	\$928

State Trust Fund: 081 - Vocational Rehabilitation Fund

State Programs Supported	Pop. Served	Area
• Supported Employment Program	2,506	Statewide

84.224 ASSISTIVE TECHNOLOGY

Program Description: The program provides grants to states to assist in developing and implementing statewide programs that help individuals with disabilities obtain assistive technology devices and technology-based assistance.

Formula Description: States receive a base amount that is equal to at least their 2004 allocations; half of excess funds are distributed equally, and half are distributed based on population. No match is required.

Account Identification: 91-0301-0-1-506

Outlays to Illinois:	<i>(\$ in thousands)</i>		
	FY 2014	FY 2015	FY 2016
	\$588	\$587	\$0

State Trust Fund: 081 - Vocational Rehabilitation Fund

State Programs Supported	Pop. Served	Area
• Illinois Assistive Technology Project	35,100	Statewide

84.265 REHABILITATION TRAINING—STATE VOCATIONAL REHABILITATION UNIT IN-SERVICE TRAINING

Program Description: The program is designed to support special projects for training state vocational rehabilitation unit personnel. Projects should: (1) address recruitment and retention of qualified rehabilitation professionals; (2) provide for succession planning; (3) provide for leadership development and capacity planning; and (4) provide training on the Federal Rehabilitation Act of 1973.

Formula Description: This program has no statutory formula. A 10% match is required, except that some grants require 4%.

Account Identification: 91-0301-0-1-506

Outlays to Illinois:	<i>(\$ in thousands)</i>		
	FY 2014	FY 2015	FY 2016
	\$141	\$168	\$168

State Trust Fund: 081 - Vocational Rehabilitation Fund

State Programs Supported	Pop. Served	Area
• State In-Service Training	1,500 staff	Statewide

93.092 AFFORDABLE CARE ACT (ACA) PERSONAL RESPONSIBILITY EDUCATION PROGRAM

Program Description: The program educates adolescents and young adults on both abstinence and contraception for the prevention of pregnancy and sexually transmitted infections, including HIV/AIDS. The Affordable Care Act was established and provided funding for this program through FY 2014. The program was extended through September 30, 2015.

Formula Description: This program has no matching requirements. Cost sharing or matching of non-federal funds is not required. However, funded programs should build on but not duplicate or replace current federal programs as well as state, local, or community programs, and programs should coordinate with existing programs and resources in the community.

Account Identification: 75-1512-0-1-506

Outlays to Illinois:	<i>(\$ in thousands)</i>		
	FY 2014	FY 2015	FY 2016
	\$1,984	\$2,134	\$2,134

State Trust Fund: 592 - DHS Federal Projects Fund

93.104 COMPREHENSIVE COMMUNITY MENTAL HEALTH SERVICES FOR CHILDREN WITH SERIOUS EMOTIONAL DISTURBANCES (SEDS)

Program Description: The program offers grants to provide community-based systems of care for children with serious emotional problems. Funds may be used for personnel costs of professional and support staff, travel, supplies, communications, rental of equipment and space, and certain training activities.

Formula Description: This program has no statutory formula. States must provide 50% of program costs, and a maintenance of effort is required.

Account Identification: 75-1363-0-1-550

Outlays to Illinois:	<i>(\$ in thousands)</i>		
	FY 2014	FY 2015	FY 2016
	\$3,000	\$5,916	\$0

State Trust Fund: 592 - DHS Federal Projects Fund

State Programs Supported	Pop. Served	Area
• System of CARE – Chicago	NA	Chicago
• McHenry County – CARE	478	McHenry County

93.110 MATERNAL AND CHILD HEALTH FEDERAL CONSOLIDATED PROGRAMS

Program Description: The program funds grants for a variety of maternal and child health programs, including training, research, genetic, hemophilia, and other special projects. Projects of regional and national significance are funded when block grant funds are up to \$600 million. When funds are over \$600 million, portions of the excess funds are for Community Integrated Service System grants. Funds are also available for additional programs, such as the Combating Autism Act Program, the Heritable Disorder Program, and the Congenital Conditions Program.

Formula Description: This program has no statutory formula; states must provide a 35% match.

Account Identification: 75-0354-0-1-550

Outlays to Illinois:	<i>(\$ in thousands)</i>		
	FY 2014	FY 2015	FY 2016
	\$34	\$0	\$0

State Trust Fund: 592 - DHS Federal Projects Fund

State Programs Supported	Pop. Served	Area
• CISS/SECCS (Implementation)	898,240	Statewide

93.150 PROJECTS FOR ASSISTANCE IN TRANSITION FROM HOMELESSNESS (PATH)

Program Description: The program provides financial assistance to states to support services to qualified individuals who are homeless or at imminent risk of becoming homeless. Services include outreach; screening and treatment; rehabilitation; community mental health programs; staff training; case management; supportive and supervisory services in residential settings; referrals for primary healthcare, job training, educational services, or relevant housing services; and a prescribed set of housing services.

Formula Description: Funds are allocated based on the proportion of persons living in urbanized areas, but no state receives less than \$300,000. States must provide 25% of project costs from non-federal sources.

Account Identification: 75-1363-0-1-550

Outlays to Illinois:	<i>(\$ in thousands)</i>		
	FY 2014	FY 2015	FY 2016
	\$2,758	\$2,704	\$2,704

State Trust Fund: 592 - DHS Federal Projects Fund

State Programs Supported	Pop. Served	Area
• PATH	1,281	Statewide

93.243 SUBSTANCE ABUSE AND MENTAL HEALTH SERVICES—PROJECTS OF REGIONAL AND NATIONAL SIGNIFICANCE

Program Description: The program provides funds to expand the availability of effective substance abuse treatment and recovery services in order to enhance the lives of those affected by alcohol and drug abuse. Services may include treatment and rehabilitation projects; training and technical assistance; targeted capacity response programs; systems change grants; programs to improve the health and lives of children; and coordination of primary care services into publicly funded mental health centers or community-based behavioral health settings.

Formula Description: This program has no statutory formula or matching requirements.

Account Identification: 75-1363-0-1-551; 75-1364-0-1-551; 75-1365-0-1-551

Outlays to Illinois:	<i>(\$ in thousands)</i>		
	FY 2014	FY 2015	FY 2016
	\$6,527	\$9,086	\$3,633

State Trust Fund: 592 - DHS Federal Projects Fund
646 - Alcoholism and Substance Abuse Fund

State Programs Supported	Pop. Served	Area
• Data Infrastructure for Quality Improvement (Mental Health – Chicago Collaboration Initiative Homelessness)	NA	Statewide
• East St. Louis TCE/HIV Project	NA	Statewide
• IL Screening & Briefing Intervention	14,889	Cook County
• IL Strengthening Access & Retention State Implementation	NA	Cook, Effingham, Marion, Richland, and Saline Counties
• Strategic Prevention Framework	NA	18 communities across the state

93.275 SUBSTANCE ABUSE AND MENTAL HEALTH SERVICES—ACCESS TO RECOVERY

Program Description: The program provides grants to implement voucher programs for substance abuse treatment and recovery support services. The goal of the Access to Recovery Program is to provide choice among treatment program providers while assuring accountability in tracking costs and preventing waste. Up to 15% of funds may be used for administrative costs.

Formula Description: This program has no statutory formula or matching requirements.

Account Identification: 75-1364-0-1-551

Outlays to Illinois:	<i>(\$ in thousands)</i>		
	FY 2014	FY 2015	FY 2016
	\$3,284	\$0	\$0

State Trust Fund: 646 - Alcoholism and Substance Abuse Fund

State Programs Supported	Pop. Served	Area
• IL Access to Recovery – Pathway to Re-entry and Recovery	8,000	Judicial Districts 5, 6, and 10 and Cook County districts

93.369 ACL INDEPENDENT LIVING STATE GRANTS*

Program Description: The program provides grants to expand and improve the provision of independent living services to individuals with significant disabilities by promoting and maximizing their full integration and inclusion into the mainstream of American society.

Formula Description: This program’s statutory formula, Section 711 of the Rehabilitation Act, contains the formula the Department used for the allocations of funds to each state. Federal funds are distributed based on the percentage each state’s population constitutes of the total population of the United States. Under the matching requirements under Section 712(b) of the Rehabilitation Act, the states must contribute \$1 for each \$9 of federal grant funding received, in cash or in-kind.

Account Identification: 75-0142-0-0-506

	<i>(\$ in thousands)</i>		
Outlays to Illinois:	FY 2014	FY 2015	FY 2016
	\$0	\$548	\$548

State Trust Fund: 081 - Vocational Rehabilitation Fund

93.464 ACL ASSISTIVE TECHNOLOGY*

Program Description: The program supports state efforts to improve the provision of assistive technology to individuals with disabilities through comprehensive statewide programs of technology-related assistance for individuals with disabilities of all ages.

Formula Description: Federal funds are distributed on the basis of a statutory formula in accordance with the Act. There are no matching requirements for ACL (Administration for Community Living) assistive technology.

Account Identification: 75-0142-0-1-506

	<i>(\$ in thousands)</i>		
Outlays to Illinois:	FY 2014	FY 2015	FY 2016
	\$0	\$456	\$456

State Trust Fund: 081 - Vocational Rehabilitation Fund

93.505 AFFORDABLE CARE ACT (ACA) MATERNAL, INFANT, AND EARLY CHILDHOOD HOME VISITING PROGRAM

Program Description: The program is designed to (1) strengthen and improve the program and activities carried out under Title V; (2) improve coordination of services for at-risk communities; and (3) identify and provide comprehensive services to improve outcomes for families who reside in at-risk communities. Voluntary evidence-based home visiting is the primary strategy to deliver services. A nurse, social worker, parent educator, or other paraprofessional regularly visits an expectant mother or father, new parent, or primary caregiver of a young child from birth to

kindergarten entry to support and strengthen the parent-child relationship to improve the health, development, and well-being of the child and family.

Formula Description: The statutory funding is determined by (1) the number of children under age five in families at or below 100% of the federal poverty line in each state (obtained by using the 2011 U.S. Census Bureau’s Small Area Income Poverty Estimate (SAIPE) data); (2) the percentage of children under age five in families at or below 100% of the federal poverty line in the state, as compared to the number of such children nationally; and (3) for each state, the percentage of children under age five in families at or below 100% of the federal poverty line multiplied by the total amount of funding available – excluding the funding allocated for Puerto Rico, Guam, the Virgin Islands, the Northern Mariana Islands, and American Samoa. Because SAIPE data is not available for these jurisdictions, each was allocated a base amount of \$1,000,000. This initial distribution, based on the percentage of children in poverty, was reviewed and proportionally modified to ensure a floor of the allocation provided in federal FY 2012 (excluding the funding provided for the Supporting Evidence-Based Home Visiting Program). This program has no matching requirements.

Account Identification: 75-0321-0-1-550

	<i>(\$ in thousands)</i>		
Outlays to Illinois:	FY 2014	FY 2015	FY 2016
	\$3,177	\$19,564	\$0

State Trust Fund: 408 - DHS Special Purpose Trust Fund

93.558 TEMPORARY ASSISTANCE FOR NEEDY FAMILIES

Program Description: The program provides funds for states to provide cash grants, work opportunities, and other services to needy families with children so that the children can be cared for in their own homes. The goal is to promote job preparation, work, and marriage, thus reducing out-of-wedlock pregnancy and encouraging the formation of two-parent families. States have broad flexibility to use grant funds in any manner that meets the purposes of the program and in ways authorized under the previous assistance programs. States may also transfer a portion of their assistance grant funds to the Child Care and Development Block Grant and Social Services Block Grant Programs. Not more than 15% of any grant may be spent on administrative costs, not including some computerization and information technology expenses.

Formula Description: Funds are allocated based mostly on previous allocations. A state match and maintenance of effort are required.

Account Identification: 75-1552-0-1-609

	<i>(\$ in thousands)</i>		
Outlays to Illinois:	FY 2014	FY 2015	FY 2016
	\$575,012	\$585,397	\$585,397

State Trust Funds: 001 - General Revenue Fund
 220 - DCFS Children’s Services Fund
 347 - Employment and Training Fund
 935 - Social Services Block Grant Fund

State Programs Supported	Pop. Served	Area
• Temporary Assistance to Needy Families (TANF)	68,001 people 29,037 cases	Statewide

93.566 REFUGEE AND ENTRANT ASSISTANCE—STATE-ADMINISTERED PROGRAMS

The program provides funds under two categories, each of which is presented separately below in order to provide as much detail as possible concerning the purpose, formula, and funding for each unit.

(1) REFUGEE ASSISTANCE—CASH/MEDICAL

Program Description: The program reimburses states for their share of the cost of cash and medical assistance to refugees, regardless of national origin, including unaccompanied minors.

Formula Description: States are reimbursed for expenditures on eligible beneficiaries. There are no matching requirements for the refugee medical assistance program.

Account Identification: 75-1503-0-1-609

Outlays to Illinois:	<i>(\$ in thousands)</i>		
	FY 2014	FY 2015	FY 2016
	\$8,353	\$7,022	\$6,145

State Trust Funds: 001 - General Revenue Fund
408 - DHS Special Purpose Trust Fund

State Programs Supported	Pop. Served	Area
• Refugee Assistance – Cash/Medical	500	Statewide

(2) REFUGEE ASSISTANCE—SOCIAL SERVICES

Program Description: The program is designed to reimburse states for part of the cost of social services provided to specific refugee populations. The scope of services is similar to those in the regular domestic public assistance programs and includes state public assistance payments. It also includes English language training, counseling, and employment services.

Formula Description: Funds are distributed based on the number of new or recent (within three years) refugees living in each state.

Account Identification: 75-1503-0-1-609

Outlays to Illinois:	<i>(\$ in thousands)</i>		
	FY 2014	FY 2015	FY 2016
	\$2,296	\$1,952	\$1,952

State Trust Fund: 408 - DHS Special Purpose Trust Fund

State Programs Supported	Pop. Served	Area
• Refugee Social Services	500	NA

93.575 CHILD CARE AND DEVELOPMENT BLOCK GRANT

Program Description: Along with related programs, the program makes grants to states to assist low-income families with child care. It is designed to: (1) allow maximum state flexibility; (2) promote parental choice in child care; (3) encourage states to provide consumer education for parents; (4) help states provide child care to parents trying to gain independence from public assistance; and (5) help states implement related standards. Not more than 5% of funds may be for administration; and funds must supplement, not supplant, any state funds.

Formula Description: This program has no matching requirement.

Account Identification: 75-1515-0-1-609

Outlays to Illinois:	<i>(\$ in thousands)</i>		
	FY 2014	FY 2015	FY 2016
	\$80,819	\$83,710	\$84,171

State Trust Fund: 408 - DHS Special Purpose Trust Fund

State Programs Supported	Pop. Served	Area
<ul style="list-style-type: none"> Child Care and Development, Mandatory, Matching, and Discretionary 	177,400	Statewide

93.576 REFUGEE AND ENTRANT ASSISTANCE—DISCRETIONARY GRANTS

Program Description: The program provides grants to help states improve services and related resettlement systems for refugee groups. Funds may be made available to: (1) decrease the numbers of refugees receiving public assistance and the length of time refugees require such assistance; (2) promote refugee family stability; (3) help place refugees in areas with good job opportunities and lower living costs; (4) improve services to disadvantaged refugee groups; (5) promote aging services to older refugees; (6) assist low-income refugees with matching funds for individual development accounts and with financial literacy classes; (7) provide micro-credit opportunities; (8) provide services in rural areas; (9) provide preventive health services; and (10) provide school impact assistance.

Formula Description: This program has no statutory formula or matching requirements.

Account Identification: 75-1503-0-1-609

Outlays to Illinois:	<i>(\$ in thousands)</i>		
	FY 2014	FY 2015	FY 2016
	\$680	\$548	\$548

State Trust Fund: 408 - DHS Special Purpose Trust Fund

State Programs Supported	Pop. Served	Area
<ul style="list-style-type: none"> Refugee Discretionary Grant — Elderly Refugee K-12 Project 	300 1,700	Cook and DuPage Counties Cook and DuPage Counties

93.584 REFUGEE AND ENTRANT ASSISTANCE—TARGETED ASSISTANCE GRANTS

Program Description: The program provides state grants to make employment-related and other social services available to recent refugees in areas of high refugee concentration or high welfare use. Funds are allocated to qualified counties.

Formula Description: The formula is based on the number of new or recent (within five years) refugee arrivals in a county. No match is required.

Account Identification: 75-1503-0-1-609

Outlays to Illinois:	<i>(\$ in thousands)</i>		
	FY 2014	FY 2015	FY 2016
	\$1,113	\$1,015	\$1,015

State Trust Fund: 408 - DHS Special Purpose Trust Fund

State Programs Supported	Pop. Served	Area
• Refugee Discretionary	1,000	Cook County

93.596 CHILD CARE MANDATORY AND MATCHING FUNDS OF THE CHILD CARE AND DEVELOPMENT FUND

The program provides funds under two categories. Each of these categories is presented separately below in order to show the different funding formula for each part.

(1) CHILD CARE MANDATORY

Program Description: Along with related programs, the program makes grants to states to assist low-income families with child care. It is designed to: (1) allow maximum state flexibility; (2) promote parental choice in child care; (3) encourage states to provide consumer education for parents; (4) help states provide child care to parents trying to gain independence from public assistance; and (5) help states implement related standards. Not more than 5% of funds may be for administration; and funds must supplement, not supplant, any state funds. In addition, 4% of the money must be used to improve parental choice and the quality and availability of child care.

Formula Description: Mandatory funds are allocated based on the federal share of expenditures for the now-repealed Aid to Families with Dependent Children (AFDC)-linked child care programs in 1994, 1995, or the average of 1992-1994, whichever is greater. There is no state match required.

Account Identification: 75-1550-0-1-609

Outlays to Illinois:	<i>(\$ in thousands)</i>		
	FY 2014	FY 2015	FY 2016
	\$60,959	\$65,405	\$42,655

State Trust Fund: 001 - General Revenue Fund
408 - DHS Special Purpose Trust Fund

State Programs Supported	Pop. Served	Area
• Child Care and Development – Mandatory	177,400 children served monthly (average)	Statewide

(2) CHILD CARE MATCHING

Program Description: The matching funds have the same goals as the mandatory funds.

Formula Description: Matching funds are allocated according to the proportion of children under age 13 in each state. Funds are awarded according to the Federal Medical Assistance Percentage rate for each state. Matching funds are not available to a state until it has spent all of its mandatory funds, plus an amount equal to what it spent on AFDC-linked child care programs in 1994 to 1995, whichever is greater.

Account Identification: 75-1550-0-1-609

Outlays to Illinois:	<i>(\$ in thousands)</i>		
	FY 2014	FY 2015	FY 2016
	\$75,434	\$79,005	\$51,478

State Trust Fund: 001 - General Revenue Fund
408 - DHS Special Purpose Trust Fund

State Programs Supported	Pop. Served	Area
• Child Care and Development – Matching	177,400	Statewide

93.600 HEAD START

Program Description: This program provides grants to local governments and nonprofit agencies to improve the social and cognitive development of low-income children through comprehensive health, educational, nutritional, social, and other services. Up to 35% of funds may be used for children up to 130% of the federal poverty level if the area is fully serving children under the poverty level.

Formula Description: This program has no statutory formula. A 20% match is required.

Account Identification: 75-1536-0-1-506

Outlays to Illinois:	<i>(\$ in thousands)</i>		
	FY 2014	FY 2015	FY 2016
	\$2,957	\$3,202	\$3,202

State Trust Fund: 001 - General Revenue Fund
408 - DHS Special Purpose Trust Fund

State Programs Supported	Pop. Served	Area
• Head Start Collaboration	No direct services	Statewide
• Migrant Day Care and Services to Special Needs Children	470 children	Statewide

93.667 SOCIAL SERVICES BLOCK GRANT

Program Description: The program distributes block grant funds to states for the following five social services specified in the federal Social Security Act: (1) to prevent, reduce, or eliminate dependency; (2) to help individuals achieve or maintain self-sufficiency; (3) to prevent neglect, abuse, or exploitation of children and adults; (4) to prevent or reduce inappropriate institutional care; and (5) to secure admission or referral for institutional care when other forms of care are not appropriate. A state may transfer up to 10% of its allotment for any fiscal year to several other grants: Preventive Health and Health Services; Alcohol and Drug Abuse; Mental Health Services; Maternal and Child Health Services; or Low-Income Home Energy Assistance Block Grants.

Formula Description: Funds are allocated based on state populations. There are no matching requirements.

Account Identification: 75-1534-0-1-506

	<i>(\$ in thousands)</i>		
Outlays to Illinois:	FY 2014	FY 2015	FY 2016
	\$63,933	\$63,980	\$63,980

State Trust Fund: 935 - Social Services Block Grant Fund

State Programs Supported	Pop. Served	Area
• Social Services	149,488	Statewide
• Empowerment Zone – Chicago	500	Distressed & poverty areas of Chicago

93.671 FAMILY VIOLENCE PREVENTION AND SERVICES/DOMESTIC VIOLENCE SHELTER AND SUPPORTIVE SERVICES

Program Description: The program provides grants for states to help local public agencies and nonprofit organizations prevent family violence and provide immediate shelter and assistance to victims of family violence. States may not impose an income eligibility standard. Emphasis should be on community-based projects of demonstrated effectiveness. At least 70% of funds must be used for immediate shelter and related assistance, and at least 25% must be for related assistance.

Formula Description: State allocations are based on population, with a base allocation of \$600,000 for each state. No match is required.

Account Identification: 75-1536-0-1-506

	<i>(\$ in thousands)</i>		
Outlays to Illinois:	FY 2014	FY 2015	FY 2016
	\$3,103	\$3,129	\$3,129

State Trust Fund: 408 - DHS Special Purpose Trust Fund

State Programs Supported	Pop. Served	Area
• Family Violence Prevention	61,036	Statewide

93.926 HEALTHY START INITIATIVE

Program Description: The program is designed to eliminate disparities in perinatal infant and maternal health by enhancing community healthcare infrastructure systems and improving access to and use of comprehensive services. Funds must supplement, not supplant, currently funded services.

Formula Description: This program has no statutory formula or matching requirements.

Account Identification: 75-0354-0-1-550

Outlays to Illinois:	<i>(\$ in thousands)</i>		
	FY 2014	FY 2015	FY 2016
	\$768	\$444	\$0

State Trust Fund: 001 - General Revenue Fund
592 - DHS Federal Projects Fund

State Programs Supported	Pop. Served	Area
• Closing the Gap on Infant Mortality	3,000	Chicago
• Healthy Start Initiative	1,700	Chicago

93.958 BLOCK GRANTS FOR COMMUNITY MENTAL HEALTH SERVICES

Program Description: The program provides funds to states to help them implement and monitor a system of comprehensive community mental health services for adults with a serious mental illness and children with a serious emotional disturbance. Services must be provided through qualified community programs. Technical assistance is also available. Up to 5% may be for administrative costs.

Formula Description: Allotments to states are based upon certain weighted population factors. These include total taxable state resources as well as the cost of providing community health services. There is a maintenance of effort requirement, but no matching requirement.

Account Identification: 75-1363-0-1-551

Outlays to Illinois:	<i>(\$ in thousands)</i>		
	FY 2014	FY 2015	FY 2016
	\$16,887	\$17,199	\$17,199

State Trust Fund: 876 - Community Mental Health Services Block Grant

State Programs Supported	Pop. Served	Area
• Community Mental Health Services Block Grant	NA	NA

93.959 BLOCK GRANTS FOR PREVENTION AND TREATMENT OF SUBSTANCE ABUSE

Program Description: The program provides funds for prevention, treatment, and rehabilitation programs to deal with alcohol and drug abuse. At least 20% of funds must be used for prevention and early intervention of substance abuse. At least 5% of the total allotment must be used for alcohol and drug abuse programs and services for pregnant women and women with dependent children. Some states must also use funds for HIV early intervention services.

Formula Description: Allotments to states are based upon certain weighted population factors. There is no matching requirement, but a maintenance of effort is required.

Account Identification: 75-1364-0-1-551

Outlays to Illinois:	<i>(\$ in thousands)</i>		
	FY 2014	FY 2015	FY 2016
	\$66,789	\$67,200	\$67,200

State Trust Fund: 013 - Alcoholism and Substance Abuse Block Grant Fund

State Programs Supported	Pop. Served	Area
• Prevention Treatment	24,250	Statewide

94.003 STATE COMMISSIONS

Program Description: The program provides project grants to assist states in the application process and oversight of AmeriCorps programs. Funds enable each state to form a 15- to 25-member, independent, bipartisan commission appointed by the Governor to implement the program.

Formula Description: Funds are allocated based on population. States must provide a 15% to 50% match.

Account Identification: 95-2720-0-1-506

Outlays to Illinois:	<i>(\$ in thousands)</i>		
	FY 2014	FY 2015	FY 2016
	\$364	\$0	\$0

State Trust Fund: 343 - Federal National Community Services Fund

96.001 SOCIAL SECURITY—DISABILITY INSURANCE

Program Description: The program is designed to replace part of the earnings lost as the result of a physical or mental impairment severe enough to prevent a person from working. Monthly cash benefits are paid to eligible disabled persons and to eligible auxiliary beneficiaries who may be paid for the duration of the disability. Some beneficiaries are eligible for the cost of vocational rehabilitation. States are reimbursed or granted funds in advance for costs of making disability determinations.

Formula Description: This program has no statutory formula or matching requirements.

Account Identification: 20-8007-0-7-651

Outlays to Illinois:	<i>(\$ in thousands)</i>		
	FY 2014	FY 2015	FY 2016
	\$73,919	\$53,238	\$79,666

State Trust Fund: 001 - General Revenue Fund
 081 - Vocational Rehabilitation Fund
 495 - Old Age Survivors Insurance Fund

State Programs Supported	Pop. Served	Area
• Bureau of Disability Determination Services	140,000	Statewide

96.008 SOCIAL SECURITY—WORK INCENTIVES PLANNING AND ASSISTANCE PROGRAM

Program Description: The program provides funds for statewide work incentives planning and assistance to many individuals with disabilities, and for providing them with information about work incentives programs. The program helps individuals make decisions about working and whether or when to assign their Ticket to Work, with the goal of helping them transition into the workforce.

Formula Description: Funds are allocated based on the percentage of beneficiaries with disabilities, with a maximum award of \$300,000 and a minimum of \$100,000 per state. The required match ranges from 5% to 25% of total project costs.

Account Identification: 28-8704-0-7-999

Outlays to Illinois:	<i>(\$ in thousands)</i>		
	FY 2014	FY 2015	FY 2016
	\$202	\$0	\$0

State Trust Fund: 592 - DHS Federal Projects Fund

State Programs Supported	Pop. Served	Area
• Work Incentives Planning and Assistance	1,200	Statewide

DEPARTMENT OF INSURANCE*

93.525 STATE PLANNING AND ESTABLISHMENT GRANTS FOR THE AFFORDABLE CARE ACT (ACA)'S EXCHANGES*

Program Description: The program provides assistance for activities related to establishing a health insurance exchange that facilitates the purchase of qualified health plans, provides for the establishment of a Small Business Health Options Program (SHOP exchange), and meets the requirements set by the Secretary and the Affordable Care Act.

Formula Description: This program has no statutory formula or matching requirements.

Account Identification: 75-0115-0-1-551

Outlays to Illinois:	<i>(\$ in thousands)</i>		
	FY 2014	FY 2015	FY 2016
	\$0	\$10,089	\$0

State Trust Fund: 673 - Department of Insurance

State Programs Supported	Pop. Served	Area
<ul style="list-style-type: none">Co-Op Agreement to Support Est. of the Affordable Care Act's Health Insurance Exchange	NA	Statewide

DEPARTMENT OF LABOR

17.503 OCCUPATIONAL SAFETY AND HEALTH—STATE PROGRAM

Program Description: The program provides funds for federally approved comprehensive occupational safety and health programs that are “at least as effective” as the federal program.

Formula Description: There is no statutory formula. States must provide at least 50% of total costs.

Account Identification: 16-0400-0-1-554

Outlays to Illinois:	<i>(\$ in thousands)</i>		
	FY 2014	FY 2015	FY 2016
	\$1,077	\$1,527	\$1,527

State Trust Fund: 724 - Department of Labor Federal Trust

State Programs Supported	Pop. Served	Area
<ul style="list-style-type: none">Occupational Safety and Health InspectionState Plan Public Sector	5,000,000 1,500,000	Statewide Statewide

17.504 CONSULTATION AGREEMENTS

Program Description: The program provides funds for workplace safety and health service consultations, targeting smaller employers with more hazardous operations.

Formula Description: There is no statutory formula. States must provide at least 10% of total costs.

Account Identification: 16-0400-0-1-554

Outlays to Illinois:	<i>(\$ in thousands)</i>		
	FY 2014	FY 2015	FY 2016
	\$1,834	\$1,894	\$1,894

State Programs Supported	Pop. Served	Area
• On-Site Health Consultation Program	5,000,000	Statewide

LIQUOR CONTROL COMMISSION

20.205 HIGHWAY PLANNING AND CONSTRUCTION

Program Description: The program provides funds for the planning, construction, restoration, rehabilitation, and resurfacing of the National Highway System, other federal aid highways, public roads, and bridges.

Formula Description: Funds are awarded both by formula and on a project basis. This program has no matching requirement, but a maintenance of effort is required.

Account Identification: 69-8083-0-7-401

Outlays to Illinois:	<i>(\$ in thousands)</i>		
	FY 2014	FY 2015	FY 2016
	\$937	\$842	\$324

State Trust Fund: 821 - Dram Shop Fund

State Programs Supported	Pop. Served	Area
• Tobacco Inspections	NA	Statewide

DEPARTMENT OF MILITARY AFFAIRS

12.400 MILITARY CONSTRUCTION—NATIONAL GUARD*

Program Description: The program provides funds to states for training and the administration of Army National Guard facilities.

Formula Description: This program has no statutory formula. There is a 25% matching requirement; the federal government contributes no more than 75% of the total cost of construction for readiness centers, but may contribute 100% for construction of other facilities. The state must provide all necessary real estate and any remaining funds.

Account Identification: 21-2085-0-1-051

Outlays to Illinois:	<i>(\$ in thousands)</i>		
	FY 2014	FY 2015	FY 2016
	\$0	\$22,963	\$23,650

State Trust Fund: 617 - CDB Contributory Trust Fund

State Programs Supported	Pop. Served	Area
• Federal Support Master Cooperative Agreement for MILCON	General	Statewide

12.401 NATIONAL GUARD MILITARY OPERATIONS AND MAINTENANCE (O&M) PROJECTS

Program Description: The program provides funds to states for the operation and maintenance of Army National Guard and Air National Guard facilities. Funds are available for 23 listed activities.

Formula Description: This program has no statutory formula. Matching requirements vary by activity.

Account Identification: 57-3840-0-1-051

Outlays to Illinois:	<i>(\$ in thousands)</i>		
	FY 2014	FY 2015	FY 2016
	\$31,765	\$15,810	\$16,280

State Trust Fund: 333 - Federal Support Agreement Revolving Fund

State Programs Supported	Pop. Served	Area
• Federal Support Master Cooperative Agreement	General	Statewide

12.404 NATIONAL GUARD CHALLENGE PROGRAM

Program Description: The program provides military-based training to civilian youth who have dropped out of high school. The goal is to improve the life skills and employment potential of such youth.

Formula Description: States must provide at least 40% of project costs.

Account Identification: 57-3840-0-1-051

Outlays to Illinois:	<i>(\$ in thousands)</i>		
	FY 2014	FY 2015	FY 2016
	\$6,278	\$5,599	\$6,600

State Trust Fund: 333 - Federal Support Agreement Revolving Fund

State Programs Supported	Pop. Served	Area
• Lincoln's Challenge Academy	800	Statewide

16.922 EQUITABLE-SHARING PROGRAM

Program Description: The program funds a nationwide law enforcement initiative that removes the tools of crime from criminal organizations, seizes illegal assets, recovers property to

compensate victims, and deters crime. Equitable-sharing funds may be used to support community policing activities, training, and law enforcement operations.

Formula Description: This program has no statutory formula or matching requirements.

Account Identification: 15-5042-0-2-752

Outlays to Illinois:	<i>(\$ in thousands)</i>		
	FY 2014	FY 2015	FY 2016
	\$27	\$56	\$1

State Trust Fund: 043 - Military Affairs Trust Fund

State Programs Supported	Pop. Served	Area
• Counterdrug	14,000	Statewide

DEPARTMENT OF NATURAL RESOURCES

10.093 VOLUNTARY PUBLIC ACCESS AND HABITAT INCENTIVE PROGRAM

Program Description: The program provides funds to encourage owners and operators of privately held farm, ranch, and forest land to make that land available for public access for wildlife-dependent recreation (including hunting or fishing) under programs implemented by state or tribal governments.

Formula Description: This program has no statutory formula or matching requirements.

Account Identification: 12-1004-0-1-302

Outlays to Illinois:	<i>(\$ in thousands)</i>		
	FY 2014	FY 2015	FY 2016
	\$73	\$20	\$0

State Trust Fund: 894 - DNR Federal Projects Fund

State Programs Supported	Pop. Served	Area
• Wildlife Services	12,860,000	Statewide

10.500 COOPERATIVE EXTENSION SERVICE

Program Description: The program provides funds for several agriculture-related purposes, generally at land-grant institutions. Specific uses vary by program and funding availability.

Formula Description: Fund allocations and matching requirements vary by program.

Account Identification: 12-0502-0-1-352

Outlays to Illinois:	<i>(\$ in thousands)</i>		
	FY 2014	FY 2015	FY 2016
	\$5	\$6	\$0

State Trust Fund: 905 - Forestry Development Fund

State Programs Supported	Pop. Served	Area
• Cooperative Extension Service	12,860,000	Statewide

10.664 COOPERATIVE FORESTRY ASSISTANCE

Program Description: The program provides assistance for non-federal forest and rural lands for several purposes, including: pest suppression; fire control; forest utilization and management, including recycling of wood fiber and encouraging the production of timber; improvement and maintenance of fish and wildlife habitats; and planning and conducting urban and community forestry programs.

Formula Description: States negotiate funding levels and match contributions. Forest resource planning requires a 20% state match.

Account Identification: 12-1105-0-1-302; 12-1115-0-1-302

Outlays to Illinois:	<i>(\$ in thousands)</i>		
	FY 2014	FY 2015	FY 2016
	\$807	\$451	\$0

State Trust Fund: 670 - Federal Title IV Fire Protection Fund
905 - Forestry Development Fund

State Programs Supported	Pop. Served	Area
• State Fire Assistance	12,860,000	Statewide

10.665 SCHOOLS AND ROADS—GRANTS TO STATES

Program Description: The program provides 25% of all funds raised from national forests to those states in which the forests are located. Funds are used to benefit public schools and roads in the counties in which the forests are located.

Formula Description: Funds are allocated in three ways: Title 1, payments for states and counties containing federal land; Title 2, special projects on federal land; and Title 3, county funds.

Account Identification: 12-9921-0-2-999

Outlays to Illinois:	<i>(\$ in thousands)</i>		
	FY 2014	FY 2015	FY 2016
	\$263	\$263	\$263

State Trust Fund: 086 - Forest Reserve Fund

State Programs Supported	Pop. Served	Area
• School and Roads – Grants to States	12,860,000	Statewide

10.675 URBAN AND COMMUNITY FORESTRY PROGRAM

Program Description: The program provides funds to help plan for, establish, manage, and protect trees, forests, green spaces, and related natural resources in and around cities and towns. It provides ecosystem services and social and economic benefits, and links governmental, private, and grassroots organizations and resources to improve the quality of life in cities and towns.

Formula Description: This program has no statutory formula. Matching requirements vary and, if required, funds may not come from federal sources.

Account Identification: 12-1105-0-1-302

Outlays to Illinois:	<i>(\$ in thousands)</i>		
	FY 2014	FY 2015	FY 2016
	\$340	\$264	\$386

State Trust Fund: 905 - Forestry Development Fund

State Programs Supported	Pop. Served	Area
• Urban and Community Forestry	12,860,000	Statewide

10.676 FOREST LEGACY PROGRAM

Program Description: The program provides grants to protect forest land from destruction through conservation easements and agreements between sellers and buyers. This is done without eminent domain authority or adverse condemnations. Participation is voluntary.

Formula Description: Funds are awarded on a per-project basis. States must provide 25% of project costs.

Account Identification: 12-1105-0-1-302

Outlays to Illinois:	<i>(\$ in thousands)</i>		
	FY 2014	FY 2015	FY 2016
	\$25	\$21	\$30

State Trust Fund: 905 - Forestry Development Fund

State Programs Supported	Pop. Served	Area
• Forest Legacy Program	12,860,000	Statewide

10.678 FOREST STEWARDSHIP PROGRAM

Program Description: The program provides financial, technical, educational, and related assistance to promote and enable the long-term active management of non-federal forest land to sustain the multiple values and uses that depend on such lands. This may include seedling production and distribution, and afforestation or reforestation.

Formula Description: This program has no statutory formula. Non-federal match requirements vary.

Account Identification: 12-1105-0-1-302

Outlays to Illinois:	<i>(\$ in thousands)</i>		
	FY 2014	FY 2015	FY 2016
	\$225	\$1,147	\$0

State Trust Fund: 905 - Forestry Development Fund

State Programs Supported	Pop. Served	Area
• Forest Legacy Program	12,860,000	Statewide

10.680 FOREST HEALTH PROTECTION

Program Description: The program is designed to: (1) protect non-federal forest and tree resources from damaging forest insects, disease-causing agents, and invasive plants; (2) develop and improve forest health protection technologies; and (3) monitor the health of forests. Part of the goal is to help support a base level of professional forest health expertise for non-federal forest land managers. A variety of monitoring, research, development, recommendation, and assistance activities are supported.

Formula Description: Grants are allocated to states using a formula that is based on the number of acres of non-federal forest land within the states and other factors. Applicant matching is required and is usually about 50% of project costs, but federal funds will cover all costs if federal lands will be treated as part of a cooperative project or program. Matching rates may be adjusted in emergency or extraordinary situations.

Account Identification: 12-1105-0-1-302

Outlays to Illinois:	<i>(\$ in thousands)</i>		
	FY 2014	FY 2015	FY 2016
	\$90	\$111	\$22

State Trust Fund: 905 - Forestry Development Fund

State Programs Supported	Pop. Served	Area
• Forest Health Protection Program	12,860,000	Statewide

10.902 SOIL AND WATER CONSERVATION

Program Description: The program provides technical natural resources conservation assistance through a network of professional conservationists. The assistance can help conserve, improve, and sustain natural resources.

Formula Description: This program has no statutory formula or matching requirements.

Account Identification: 12-1000-0-1-302

Outlays to Illinois:	<i>(\$ in thousands)</i>		
	FY 2014	FY 2015	FY 2016
	\$994	\$608	\$79

State Trust Fund: 001 - General Revenue Fund
894 - DNR Federal Projects Fund

State Programs Supported	Pop. Served	Area
• Wildlife Services	12,860,000	NA

10.914 WILDLIFE HABITAT INCENTIVE PROGRAM

Program Description: The program provides grants and technical assistance to help develop and maintain wildlife habitats.

Formula Description: This program has no statutory formula. A 25% non-federal match is required, and some additional practices may have to be installed without federal assistance.

Account Identification: 12-1004-0-1-302; 12-3322-0-1-302

Outlays to Illinois:	<i>(\$ in thousands)</i>		
	FY 2014	FY 2015	FY 2016
	\$3	\$0	\$0

State Trust Fund: 041 - Wildlife and Fish Fund
894 - DNR Federal Projects Fund

State Programs Supported	Pop. Served	Area
• WHIP (Wildlife Habitat Incentive Program)	12,860,000	NA

11.407 INTERJURISDICTIONAL FISHERIES ACT OF 1986

Program Description: The program provides grants used for research and enforcement of inter-jurisdictional fishery resources, for the development of fishery management plans, and for restoration of resources damaged by a natural resource disaster.

Formula Description: This program has no statutory formula. Apportionment to states is based on average value and volume of raw fish landed by domestic commercial fishers. No state that qualified for funding may receive less than ½ of 1% or more than 6% of funds appropriated in

any fiscal year based on conditions of the act. Federal funding is not to exceed 75% of approved project costs, except where a project supports an approved interstate or federal fishery management plan, in which case up to 90% federal funding may apply. The statistical factors used for fund allocation are (1) the three-year average of the value of commercial fish landed (according to “Fishery Statistics of the U.S.”) and (2) the volume of fish landed (according to “Fishery Statistics of the U.S.”). There are no matching requirements for commission grants.

Account Identification: 13-1450-0-1-306

Outlays to Illinois:	<i>(\$ in thousands)</i>		
	FY 2014	FY 2015	FY 2016
	\$8	\$0	\$5

State Trust Fund: 894 - DNR Federal Projects Fund

State Programs Supported	Pop. Served	Area
• National Oceanic and Atmospheric Administration (NOAA)	12,860,000	Statewide

11.419 COASTAL ZONE MANAGEMENT ADMINISTRATION AWARDS

Program Description: The program provides cooperative agreements that may be used to implement and enhance states’ approved coastal zone management programs. Grants may be used to pay salaries, travel, and other related costs required to support the administration of the program.

Formula Description: Allocations for the administration of programs are based on the length of shoreline and the coastal population, plus other factors. Matching grants prescribe non-federal match requirements, generally at a ratio of 1:1.

Account Identification: 13-1450-0-1-306

Outlays to Illinois:	<i>(\$ in thousands)</i>		
	FY 2014	FY 2015	FY 2016
	\$821	\$2,361	\$1,587

State Trust Fund: 894 - DNR Federal Projects Fund

State Programs Supported	Pop. Served	Area
• Coastal Zone Management	12,860,000	NA

12.112 PAYMENTS TO STATES IN LIEU OF REAL ESTATE TAXES

Program Description: The program compensates local taxing units for the loss of taxes from federally acquired lands. Seventy-five percent of all funds from the leasing of lands acquired by the federal government for flood control, navigation, and similar purposes, including the development of hydro-electric power, are paid at the end of each year to the states in which such property is located. Funds may be used for roads, schools, or government expenses in the respective counties.

Formula Description: When property is located in more than one state or county, the share to each is proportional to the area lost to the federal government. There is no matching requirement.

Account Identification: 96-9921-0-2-999

Outlays to Illinois:	<i>(\$ in thousands)</i>		
	FY 2014	FY 2015	FY 2016
	\$228	\$1,217	\$1,217

State Trust Fund: 443 - Flood Control Land Lease Fund

State Programs Supported	Pop. Served	Area
• Land Leases	67,054	Adams County
	5,019	Calhoun County
	15,749	Carroll County
	36,368	Clinton County
	932,541	DuPage County
	20,935	Fayette County
	39,312	Franklin County
	7,354	Henderson County
	39,944	Jefferson County
	22,549	Jersey County
	21,990	Jo Daviess County
	268,457	Madison County
	14,392	Moultrie County
	16,273	Pike County
	146,826	Rock Island County
	21,803	Shelby County
	58,961	Whiteside County

15.250 REGULATION OF SURFACE COAL MINING AND SURFACE EFFECTS OF UNDERGROUND COAL MINING

Program Description: The program helps states administer approved coal mining regulatory programs. Uses include staff and related costs in connection with preparing state legislative proposals, state regulations, and permanent program applications.

Formula Description: This program has no statutory formula. States must provide at least 20% of program costs in the first year; 40% in the second year; and 50% thereafter.

Account Identification: 14-1801-0-1-302

Outlays to Illinois:	<i>(\$ in thousands)</i>		
	FY 2014	FY 2015	FY 2016
	\$3,253	\$3,837	\$4,058

State Trust Fund: 765 - Federal Surface Mining Control and Reclamation Fund

State Programs Supported	Pop. Served	Area
• Land Reclamation	12,860,000	Statewide

15.252 ABANDONED MINE LAND RECLAMATION (AMLR) PROGRAM

Program Description: The program provides grants to assist states in planning, programming, and reclaiming water or land that was affected by mining processes on or before August 3, 1977. Funds may also be used for reclamation-related activities, including danger abatement, water and drainage treatment, and subsidence insurance program development.

Formula Description: Funds are awarded based on annual reclamation fee collections and historical coal production. No match is required.

Account Identification: 14-1803-0-1-999; 14-1804-0-1-551; 14-5015-0-2-999

Outlays to Illinois:	<i>(\$ in thousands)</i>		
	FY 2014	FY 2015	FY 2016
	\$18,440	\$18,783	\$13,700

State Trust Fund: 991 - Abandoned Mine Lands Reclamation Fund

State Programs Supported	Pop. Served	Area
• Abandoned Mine Lands Reclamation	12,860,000	Statewide

15.605 SPORT FISH RESTORATION PROGRAM

Program Description: The program supports projects designed to restore and manage the sport fish population. The goal is to preserve and improve sportfishing and related uses of fisheries' resources.

Formula Description: This program has no statutory formula. States must contribute up to 25% of project costs.

Account Identification: 14-8151-0-7-303

Outlays to Illinois:	<i>(\$ in thousands)</i>		
	FY 2014	FY 2015	FY 2016
	\$7,703	\$4,758	\$9,900

State Trust Fund: 039 - State Boating Act
041 - Wildlife and Fish Fund

State Programs Supported	Pop. Served	Area
• Dingle-Johnson Sport Fish	12,860,000	Statewide

15.608 FISH AND WILDLIFE MANAGEMENT ASSISTANCE

Program Description: The program supports projects to provide technical and financial assistance to other federal agencies, state and local governments, Native American tribes, non-governmental organizations, citizens' groups, and landowners on the conservation and management of fish and wildlife resources, including minimizing the establishment, spread, and

impact of aquatic invasive species. This includes co-management of marine mammals by Alaskan people for subsistence use.

Formula Description: This program has no statutory formula or matching requirements.

Account Identification: 14-1611-0-1-302

Outlays to Illinois:	<i>(\$ in thousands)</i>		
	FY 2014	FY 2015	FY 2016
	\$58	\$39	\$31

State Trust Fund: 041 - Wildlife and Fish Fund
894 - DNR Federal Projects Fund

State Programs Supported	Pop. Served	Area
• Fish and Wildlife Management Assistance	12,860,000	Statewide

15.611 WILDLIFE RESTORATION AND BASIC HUNTER EDUCATION

Program Description: The program supports projects to restore, conserve, manage, and enhance wildlife populations, and to provide for public use of these resources. Funds may be used for hunter safety programs and the construction, operation, and maintenance of public target ranges.

Formula Description: Funds are allocated 50% on the basis of land area, and 50% on the number of paid hunting license holders. No state receives less than 0.5% or more than 5%. States must contribute 25% of project costs.

Account Identification: 14-5029-0-2-303

Outlays to Illinois:	<i>(\$ in thousands)</i>		
	FY 2014	FY 2015	FY 2016
	\$6,424	\$17,795	\$7,900

State Trust Fund: 041 - Wildlife and Fish Fund
894 - DNR Federal Projects Fund

State Programs Supported	Pop. Served	Area
• Pittman Robertson Wildlife	12,860,000	Statewide

15.614 COASTAL WETLANDS PLANNING, PROTECTION, AND RESTORATION PROGRAM

Program Description: The program provides competitive matching grants to coastal states for coastal wetlands conservation projects. The program is designed to help states acquire, restore, and enhance wetlands. Eligible states include those bordering the Great Lakes or on the Atlantic, Gulf, and Pacific coasts.

Formula Description: This program has no statutory formula. States with a dedicated fund for land conservation must provide at least 25% of the grant request. All other states must provide a 50% cost share.

Account Identification: 14-8151-0-7-303

Outlays to Illinois:	<i>(\$ in thousands)</i>		
	FY 2014	FY 2015	FY 2016
	\$176	\$0	\$100

State Trust Fund: 894 - DNR Federal Projects Fund

State Programs Supported	Pop. Served	Area
• Endangered Species	12,860,000	Statewide

15.615 COOPERATIVE ENDANGERED SPECIES CONSERVATION FUND

Program Description: The program provides assistance to states that have entered into a cooperative agreement for the conservation of endangered and threatened species. Project grants are available for research, surveys, planning, management, land acquisition, and public information pertaining to the conservation of endangered species.

Formula Description: This program has no statutory formula. States must contribute at least 25% of the total program costs, except that the federal share may be 90% when two states with a common interest in one or more endangered species enter into a cooperative agreement.

Account Identification: 14-5143-0-2-302

Outlays to Illinois:	<i>(\$ in thousands)</i>		
	FY 2014	FY 2015	FY 2016
	\$35	\$120	\$60

State Trust Fund: 041 - Wildlife and Fish Fund
909 - Wildlife Preservation Fund

State Programs Supported	Pop. Served	Area
• Endangered Species	12,860,000	Statewide

15.622 SPORTFISHING AND BOATING SAFETY ACT

Program Description: The program provides project grants for building and maintaining tie-up facilities for transient, recreational boats 26 feet or longer.

Formula Description: There is no statutory formula. States must contribute at least 25% of project costs.

Account Identification: 14-8151-0-7-303

Outlays to Illinois:	<i>(\$ in thousands)</i>		
	FY 2014	FY 2015	FY 2016
	\$1,275	\$157	\$1,000

State Trust Fund: 039 - State Boating Act

State Programs Supported	Pop. Served	Area
• Sportfishing and Boating Safety Act	12,860,000	Statewide

15.626 ENHANCED HUNTER EDUCATION AND SAFETY PROGRAM

Program Description: The program provides funds for the enhancement and coordination of hunter and archery education programs, and the enhancement or construction of firearm shooting ranges and archery ranges.

Formula Description: Funds are allocated based on population. No state may receive more than 3% or less than 1% of the total. States must provide at least 25% of the total project costs.

Account Identification: 14-5029-0-2-303

Outlays to Illinois:	<i>(\$ in thousands)</i>		
	FY 2014	FY 2015	FY 2016
	\$224	\$220	\$230

State Trust Fund: 041 - Wildlife and Fish Fund

State Programs Supported	Pop. Served	Area
• Pittman Robertson Wildlife Restoration	12,860,000	Statewide

15.631 PARTNERS FOR FISH AND WILDLIFE

Program Description: The program provides funds for technical and financial assistance to private landowners and people interested in voluntarily restoring or improving a habitat for fish and wildlife on their lands.

Formula Description: This program has no statutory formula or matching requirement. The goal is to obtain a 50% match of federal monies by partnering with landowners, local community groups, and other local and national conservation organizations.

Account Identification: 14-1611-0-1-302

Outlays to Illinois:	<i>(\$ in thousands)</i>		
	FY 2014	FY 2015	FY 2016
	\$0	\$1	\$20

State Trust Fund: 894 - DNR Federal Projects Fund

State Programs Supported	Pop. Served	Area
• USFW LIP Program	12,860,000	Statewide

15.634 STATE WILDLIFE GRANTS

Program Description: The program is designed to develop and implement projects that benefit wildlife and their habitats. Priority is placed on projects that benefit species of the greatest concern.

Formula Description: Funds are allocated based 1/3 on the total area of the state and 2/3 on the state population, but no state gets less than 1% or more than 5% of available funds. States must provide at least 25% of project costs for planning grants, or 35% for implementation grants.

Account Identification: 14-1694-0-1-302

Outlays to Illinois:	<i>(\$ in thousands)</i>		
	FY 2014	FY 2015	FY 2016
	\$1,525	\$1,238	\$1,600

State Trust Fund: 041 - Wildlife and Fish Fund

State Programs Supported	Pop. Served	Area
• State Wildlife Grants	12,860,000	Statewide

15.650 RESEARCH GRANTS*

Program Description: The program will be used for improving scientific support for natural resource management, to enhance public awareness and understanding of natural resource conservation, and preservation. Projects may include land management practices, literature research, data/information analysis, and dissemination improving scientific support for natural resource management.

Formula Description: This program has no statutory formula. Any formulas or matching requirements will be specified in the funding opportunities posted under this program on grants.gov.

Account Identification: 14-1611-0-1-302

Outlays to Illinois:	<i>(\$ in thousands)</i>		
	FY 2014	FY 2015	FY 2016
	\$35	\$0	\$35

State Trust Fund: 041 - Wildlife and Fish Fund

State Programs Supported	Pop. Served	Area
• Identifying Regional Priority Areas for Focusing Conservation	12,860,000	Statewide

15.657 ENDANGERED SPECIES CONSERVATION—RECOVERY IMPLEMENTATION FUNDS

Program Description: The program provides funds for financial assistance to secure endangered or threatened species information, undertake restoration actions that will lead to delisting a species, help prevent extinction of a species, or aid in the recovery of a species. The purpose of the Endangered Species Act is to provide a means by which the ecosystems upon which endangered and threatened species depend may be conserved, to provide a program for the conservation of these species, and to take appropriate steps to achieve the purposes of treaties and conventions set forth in the law.

Formula Description: This program has no statutory formula or matching requirements.

Account Identification: 14-1611-0-1-302

Outlays to Illinois:	<i>(\$ in thousands)</i>		
	FY 2014	FY 2015	FY 2016
	\$21	\$45	\$30

State Trust Fund: 909 - Wildlife Preservation Fund

State Programs Supported	Pop. Served	Area
• Endangered Species	12,860,000	Statewide

15.658 NATURAL RESOURCE DAMAGE ASSESSMENT, RESTORATION, AND IMPLEMENTATION

Program Description: The program provides project grants for restoring natural resources injured by oil spills or hazardous substance releases. Funds may be used for seeking and identifying natural resources injured, determining the extent of the injuries, recovering damages from responsible parties, and planning and carrying out natural resource restoration activities.

Formula Description: This program has no statutory formula or matching requirements; however, matching funds are encouraged to allow for additional restoration.

Account Identification: 14-1611-0-1-302; 14-1618-0-1-302; 14-5198-1-4-303

Outlays to Illinois:	<i>(\$ in thousands)</i>		
	FY 2014	FY 2015	FY 2016
	\$9	\$0	\$0

State Trust Fund: 894 - DNR Federal Projects Fund

State Programs Supported	Pop. Served	Area
• Endangered Species	12,860,000	Statewide

15.660 ENDANGERED SPECIES—CANDIDATE CONSERVATION ACTION FUNDS

Program Description: The program provides funds to identify at-risk species and take restoration action to help avert the federal listing of species. Funds may be used for developing scientific information, reducing threats to species, conserving candidate species, and spotlighting species plans or documenting species' responses to climate change.

Formula Description: This program has no statutory formula or matching requirements.

Account Identification: 14-1611-0-1-302

Outlays to Illinois:	<i>(\$ in thousands)</i>		
	FY 2014	FY 2015	FY 2016
	\$1	\$0	\$0

State Trust Fund: 909 - Wildlife Preservation Fund

State Programs Supported	Pop. Served	Area
• Endangered Species	12,860,000	Statewide

15.662 GREAT LAKES RESTORATION

Program Description: The program provides funds for projects that address the most significant problems affecting the Great Lakes Basin. The focus is on five areas: toxic substances; invasive species; near-shore health and nonpoint source pollution; habitat and wildlife protection and restoration; and organizational accountability, outreach, and partnerships.

Formula Description: This program has no statutory formula. Program requirements are specified in the announcement of the individual financial assistance programs.

Account Identification: 14-1611-0-1-302

Outlays to Illinois:	<i>(\$ in thousands)</i>		
	FY 2014	FY 2015	FY 2016
	\$4,683	\$4,255	\$5,600

State Trust Fund: 894 - DNR Federal Projects Fund

State Programs Supported	Pop. Served	Area
• Great Lakes Restoration	12,860,000	Statewide

15.916 OUTDOOR RECREATION—ACQUISITION, DEVELOPMENT, AND PLANNING

Program Description: The program provides grants to help states and local governments prepare Statewide Comprehensive Outdoor Recreation Plans (SCORPs) and acquire and develop needed land. Funds may be used to acquire and develop a variety of facilities, which must be open to the general public, but may not be used for operation and maintenance of the facilities. Basic, rather than elaborate, facilities are favored. Grants are also available for SCORP revisions and updates.

Formula Description: Funds are distributed as follows: 40% of the first \$225 million; 30% of the next \$275 million; and 20% of everything over \$500 million is distributed equally among the states. The balance is distributed according to need. States must provide at least 50% of project costs.

Account Identification: 14-5035-0-2-303

Outlays to Illinois:	<i>(\$ in thousands)</i>		
	FY 2014	FY 2015	FY 2016
	\$641	\$1,739	\$2,284

State Trust Fund: 465 - Land and Water Recreation Fund

State Programs Supported	Pop. Served	Area
• Land and Water Conservation Fund Grant	12,860,000	Statewide

17.600 MINE HEALTH AND SAFETY GRANTS

Program Description: The program is designed to assist states in developing and enforcing effective regulations, including workers' compensation programs and mine health and safety laws. Funds may also be used to promote federal and state coordination and cooperation in improving health and safety conditions.

Formula Description: Funds are awarded equally to states, except that at least half of all available funds must be awarded to coal-producing states. States must provide at least 20% of project costs.

Account Identification: 16-1200-0-1-554

Outlays to Illinois:	<i>(\$ in thousands)</i>		
	FY 2014	FY 2015	FY 2016
	\$96	\$257	\$209

State Trust Fund: 765 - Federal Surface Mining Control and Reclamation Fund

State Programs Supported	Pop. Served	Area
• Mine Safety and Health Training for Miners and Mine Operators	12,860,000	Statewide

66.433 STATE UNDERGROUND WATER SOURCE PROTECTION

Program Description: The program provides funds for the development and implementation of underground injection control programs under the Safe Drinking Water Act. Specific grant priorities may vary from year to year.

Formula Description: Funds are distributed on the basis of state population, land area, and the injection practices of the state based on data in the U.S. Environmental Protection Agency injection well inventory. Federal assistance is limited to 75% of eligible costs.

Account Identification: 68-0103-0-1-304

Outlays to Illinois:	<i>(\$ in thousands)</i>		
	FY 2014	FY 2015	FY 2016
	\$248	\$246	\$219

State Trust Fund: 077 - Mines and Minerals Underground Injection Control Fund

State Programs Supported	Pop. Served	Area
• Underground Injection Control	12,860,000	Statewide

66.469 GREAT LAKES PROGRAM

Program Description: The program funds restoration and maintenance of the chemical, physical, and biological integrity of the Great Lakes ecosystem. Grants and cooperative agreements

are available to support recipients' allowable direct costs incident to approved activities, plus allowable indirect costs, in accordance with established EPA policies and regulations.

Formula Description: This program has no statutory formula or matching requirements; but the ability to leverage funds (including a state match) is considered during the selection process.

Account Identification: 68-0108-0-1-304

Outlays to Illinois:	<i>(\$ in thousands)</i>		
	FY 2014	FY 2015	FY 2016
	\$0	\$880	\$3,242

State Trust Fund: 765 - Federal Surface Mining Control and Regulation Fund

State Programs Supported	Pop. Served	Area
• Great Lakes Initiative	3,500	Great Lakes

66.951 ENVIRONMENTAL EDUCATION GRANTS

Program Description: The program supports the design, demonstration, and/or dissemination of practices, methods, or techniques related to environmental education and teacher training. As required by Public Law 101-619, this grant program provides financial support for environmental education projects implemented by schools, universities, state and local government environmental and educational agencies, tribal education agencies, and nonprofit 501(c)(3) organizations that increase public awareness and knowledge about environmental issues and provide the skills that participants in its funded projects need to make informed environmental decisions and take responsible actions toward the environment.

Formula Description: This program has no statutory formula. In accordance with the National Environmental Education Act (Public Law 101-619), federal funds for any project under this section shall not exceed 75% of the total cost of such project. The project has a 25% non-federal match required by statutory formula. For the purposes of this section, the non-federal share of project costs may be provided by cash or by in-kind contributions and other non-cash support.

Account Identification: 68-0108-0-1-304

Outlays to Illinois:	<i>(\$ in thousands)</i>		
	FY 2014	FY 2015	FY 2016
	\$12	\$8	\$0

State Trust Fund: 894 - DNR Federal Projects Fund

State Programs Supported	Pop. Served	Area
• Environmental Info Exchange Network Grant Program	12,860,000	Statewide

97.012 BOATING SAFETY FINANCIAL ASSISTANCE

Program Description: The program provides funds to develop and operate boating safety education, assistance, and enforcement programs, including facilities and equipment.

Formula Description: Funds are allocated as follows: 1/3 is equally divided among the states with an approved state recreational state boating program; 1/3 is based on a state's number of registered vessels; and 1/3 is based on a state's spending on boating safety programs in the previous year. States must contribute at least 50% of program costs.

Account Identification: 70-8149-0-7-403

Outlays to Illinois:	<i>(\$ in thousands)</i>		
	FY 2014	FY 2015	FY 2016
	\$0	\$2,000	\$1,500

State Trust Fund: 039 - State Boating Act

State Programs Supported	Pop. Served	Area
• Boating Safety (Coast Guard)	12,860,000	Statewide

97.023 COMMUNITY ASSISTANCE PROGRAM STATE SUPPORT SERVICES ELEMENT (CAP-SSSE)

Program Description: The program provides funds to states to provide technical assistance to help communities participating in the National Flood Insurance Program to ensure they are meeting program goals. States evaluate management activities and build capacity and expertise.

Formula Description: This program has no statutory formula. States must contribute 25% of project costs.

Account Identification: 70-4236-0-4-453

Outlays to Illinois:	<i>(\$ in thousands)</i>		
	FY 2014	FY 2015	FY 2016
	\$163	\$315	\$454

State Trust Fund: 855 - National Flood Insurance Program

State Programs Supported	Pop. Served	Area
• National Flood Insurance CAP Program	12,860,000	Statewide

97.036 DISASTER GRANTS—PUBLIC ASSISTANCE (PRESIDENTIALLY DECLARED DISASTERS)

Program Description: The program provides grants to states and local governments after major disasters or emergencies are declared by the President. Following a Presidential declaration, grants may be made for the removal of wreckage and debris, the performance of emergency protective measures on private and public lands, emergency transportation assistance, emergency communications, and the restoration of eligible facilities.

Formula Description: States must provide 25% of project costs.

Account Identification: 70-0702-0-1-453

Outlays to Illinois:	<i>(\$ in thousands)</i>		
	FY 2014	FY 2015	FY 2016
	\$12	\$15	\$100

State Trust Fund: 894 - DNR Federal Projects Fund

State Programs Supported	Pop. Served	Area
• IL Emergency Management	12,860,000	Statewide

97.041 NATIONAL DAM SAFETY PROGRAM

Program Description: The program is designed to improve state dam safety programs, thereby protecting human life and property. Specific purposes may vary.

Formula Description: Funds are distributed according to the following formula: 1/3 is divided equally among states that meet certain criteria; and 2/3 is divided among the same states according to the number of state-regulated dams in each state. The program has no matching requirements, but a maintenance of effort is required.

Account Identification: 70-0711-0-1-453

Outlays to Illinois:	<i>(\$ in thousands)</i>		
	FY 2014	FY 2015	FY 2016
	\$70	\$131	\$150

State Trust Fund: 855 - National Flood Insurance Program

State Programs Supported	Pop. Served	Area
• National Flood Insurance CAP Program	12,860,000	Statewide

97.045 COOPERATING TECHNICAL PARTNERS

Program Description: The program provides funds to increase local involvement in and ownership of the production, development, and maintenance of Flood Insurance Rate Maps and risk-related products produced for the National Flood Insurance Program. Funds are used for costs associated with program management and technical mapping activities as delineated in program guidance.

Formula Description: This program has no statutory formula or matching requirements.

Account Identification: 70-5464-0-2-453

Outlays to Illinois:	<i>(\$ in thousands)</i>		
	FY 2014	FY 2015	FY 2016
	\$26	\$68	\$65

State Trust Fund: 894 - DNR Federal Projects Fund

State Programs Supported	Pop. Served	Area
• Map Modernization Program/CTP	12,860,000	Statewide

DEPARTMENT OF PUBLIC HEALTH

14.241 HOUSING OPPORTUNITIES FOR PERSONS WITH AIDS

Program Description: The program is designed to provide states and localities with the resources and incentives to devise long-term strategies for meeting the housing needs of persons with AIDS or related diseases, and their families. Funds are available to support a wide range of housing assistance activities.

Formula Description: Funds are awarded based on the population of individuals with AIDS; additional funds are awarded competitively for special projects of national significance. No match is required.

Account Identification: 86-0308-0-1-604

Outlays to Illinois:	<i>(\$ in thousands)</i>		
	FY 2014	FY 2015	FY 2016
	\$1,174	\$975	\$0

State Trust Fund: 063 - Public Health Services

State Programs Supported	Pop. Served	Area
• Housing Opportunities for Persons With AIDS	NA	Statewide

17.005 COMPENSATION AND WORKING CONDITIONS

Program Description: The program is designed to provide data for the evaluation of trends in wages, employee benefits, occupational safety and health, and work stoppages.

Formula Description: This program has no statutory formula. States must provide 50% of project costs.

Account Identification: 16-0200-0-1-505

Outlays to Illinois:	<i>(\$ in thousands)</i>		
	FY 2014	FY 2015	FY 2016
	\$200	\$203	\$405

State Trust Fund: 063 - Public Health Services
896 - Public Health Special State Project

State Programs Supported	Pop. Served	Area
• Census of Fatal Occupational Injuries Program (CFOI) and OSHS	NA	Statewide

66.032 STATE INDOOR RADON GRANTS

Program Description: The program is designed to emphasize radon risk reduction through increased action by home buyers and sellers, homeowners, real estate professionals, radon services professionals, homebuilders, tribes, and non-governmental organizations. Projects focus on achieving the following outcomes: homes built to include radon-reducing features, especially high-radon potential areas; reducing radon in existing homes to below 4 pCi/L through mitigation; building new schools to include radon-reducing features; and reducing radon in existing schools to below 4 pCi/L.

Formula Description: This program has no statutory formula.

Account Identification: 68-0103-0-1-304

Outlays to Illinois:	<i>(\$ in thousands)</i>		
	FY 2014	FY 2015	FY 2016
	\$0	\$23	\$0

State Trust Fund: 063 - Public Health Services

State Programs Supported	Pop. Served	Area
• Cancer	NA	Statewide

66.701 TOXIC SUBSTANCES COMPLIANCE MONITORING COOPERATIVE AGREEMENTS

Program Description: The program provides grants to defer the cost incurred in developing, enhancing, and maintaining compliance monitoring and enforcement programs under the Toxic Substances Compliance Act. The focus is on programs related to asbestos, PCBs, and lead-based paint. Specific funding priorities may vary from year to year.

Formula Description: This program has no statutory formula. States must provide at least 25% of the project cost if it involves asbestos or PCBs. There is no matching requirement for projects involving lead-based paint.

Account Identification: 68-0103-0-1-304

Outlays to Illinois:	<i>(\$ in thousands)</i>		
	FY 2014	FY 2015	FY 2016
	\$0	\$267	\$0

State Trust Fund: 063 - Public Health Services
896 - Public Health Special State Project

State Programs Supported	Pop. Served	Area
• Asbestos Hazard Emergency Response	General	Statewide

66.707 TSCA TITLE IV STATE LEAD GRANTS CERTIFICATION OF LEAD-BASED PAINT PROFESSIONALS

Program Description: The program is designed to assist states in establishing and operating a program to train and accredit professionals in the handling and disposal of lead-based paint. Funds may also be used to require distribution of lead-hazard information before renovations.

Formula Description: This program has no statutory formula or matching requirements.

Account Identification: 68-0103-0-1-304

Outlays to Illinois:	<i>(\$ in thousands)</i>		
	FY 2014	FY 2015	FY 2016
	\$0	\$0	\$750

State Trust Fund: 063 - Public Health Services
896 - Public Health Special State Project

State Programs Supported	Pop. Served	Area
• State Lead Accreditation	NA	Statewide

93.003 PUBLIC HEALTH AND SOCIAL SERVICES EMERGENCY FUND

Program Description: The program provides funds for public health and social service emergencies.

Formula Description: This program has no statutory formula or matching requirements.

Account Identification: 75-1363-0-1-551

Outlays to Illinois:	<i>(\$ in thousands)</i>		
	FY 2014	FY 2015	FY 2016
	\$0	\$423	\$0

State Trust Fund: 063 - Public Health Services

State Programs Supported	Pop. Served	Area
• AmeriCorps State	NA	Statewide

93.070 ENVIRONMENTAL PUBLIC HEALTH AND EMERGENCY RESPONSE

Program Description: The program provides assistance to bring public health and epidemiologic principles together to identify, clarify, and reduce the impact of complex environmental threats, including terrorist threats and natural disasters. These programs and activities focus on safeguarding people from environmental threats; providing leadership in the use of environmental health sciences—including environmental epidemiology, environmental sanitation, and laboratory sciences—to protect public health; and responding to issues and sharing solutions to environmental health problems worldwide.

Formula Description: This program has no statutory formula or matching requirements.

Account Identification: 75-0943-0-1-550

Outlays to Illinois:	<i>(\$ in thousands)</i>		
	FY 2014	FY 2015	FY 2016
	\$348	\$700	\$700

State Trust Fund: 063 - Public Health Services
896 - Public Health Special State Project

State Programs Supported	Pop. Served	Area
• Childhood Lead	NA	Statewide

93.074 HOSPITAL PREPAREDNESS PROGRAM (HPP) AND PUBLIC HEALTH EMERGENCY PREPAREDNESS (PHEP) ALIGNED COOPERATIVE AGREEMENTS

Program Description: The program provides assistance to bring public health and epidemiologic principles together to identify, clarify, and reduce the impact of complex environmental threats, including terrorist threats and natural disasters. These programs and activities focus on safeguarding people from environmental threats; providing leadership in the use of environmental health sciences—including environmental epidemiology, environmental sanitation, and laboratory sciences—to protect public health; and responding to issues and sharing solutions to environmental health problems worldwide.

Formula Description: This program has no statutory formula or matching requirements.

Account Identification: 75-0140-0-1-551; 75-0943-0-1-550

Outlays to Illinois:	<i>(\$ in thousands)</i>		
	FY 2014	FY 2015	FY 2016
	\$26,452	\$28,691	\$27,720

State Trust Fund: 063 - Public Health Services
896 - Public Health Special State Project

State Programs Supported	Pop. Served	Area
• Bioterrorism Hospital Preparedness	NA	Statewide
• SHIPS	NA	Statewide

93.094 WELL-INTEGRATED SCREENING AND EVALUATION FOR WOMEN ACROSS THE NATION

Program Description: The program provides assistance to improve the cardiovascular health of low-income, uninsured, and underinsured women, ages 40-64, who are participants in the National Breast and Cervical Cancer Early Detection Program (NBCCEDP). Supplements to Public Law 101-354 expand the preventive health services provided through NBCCEDP to: (1) include screening regarding blood pressure and cholesterol, and health education; (2) provide appropriate referrals for medical treatment of women receiving services pursuant to screening; (3) ensure, to the extent practicable, the provision of appropriate followup services; and (4) evaluate activities conducted under items (1) and (2) through appropriate surveillance or program-monitoring activities.

Formula Description: This program has no statutory formula.

Account Identification: 75-0094-3-1-550

Outlays to Illinois:	<i>(\$ in thousands)</i>		
	FY 2014	FY 2015	FY 2016
	\$860	\$860	\$860

State Trust Fund: 063 - Public Health Services
896 - Public Health Special State Project

State Programs Supported	Pop. Served	Area
• Bioterrorism Hospital Preparedness	NA	Statewide

93.103 FOOD AND DRUG ADMINISTRATION—RESEARCH

Program Description: The program provides grants for several food and health research purposes. Specific priorities, including helping small businesses meet federal research needs, are described in funding announcements.

Formula Description: This program has no statutory formula or matching requirements.

Account Identification: 75-0600-0-1-554

Outlays to Illinois:	<i>(\$ in thousands)</i>		
	FY 2014	FY 2015	FY 2016
	\$708	\$550	\$10

State Trust Fund: 063 - Public Health Services

State Programs Supported	Pop. Served	Area
• FDD Manufactured Food	NA	Statewide
• Food, Drugs, and Dairy	NA	Statewide
• Lab Management Food Testing	NA	Statewide

93.110 MATERNAL AND CHILD HEALTH FEDERAL CONSOLIDATED PROGRAMS*

Program Description: The program funds grants for a variety of maternal and child health programs, including training, research, genetic, hemophilia, and other special projects. Projects of regional and national significance are funded when block grant funds are up to \$600 million. When funds are over \$600 million, portions of the excess funds are for Community Integrated Service System grants. Funds are also available for additional programs, such as the Combating Autism Act Program, the Heritable Disorder Program, and the Congenital Conditions Program.

Formula Description: This program has no statutory formula; states must provide a 35% match.

Account Identification: 75-0354-0-1-550

Outlays to Illinois:	<i>(\$ in thousands)</i>		
	FY 2014	FY 2015	FY 2016
	\$0	\$153	\$0

State Trust Fund: 873 - PHHS Block Grant
896 - Public Health Special State Project

State Programs Supported	Pop. Served	Area
• PHHS Block Grant	NA	Statewide

93.116 PROJECT GRANTS AND COOPERATIVE AGREEMENTS FOR TUBERCULOSIS CONTROL PROGRAMS

Program Description: The program provides funds to support state and local programs for tuberculosis (TB) control. Core activities include completion of therapy, contact investigations, TB surveillance, and TB laboratory activities.

Formula Description: This program has no statutory formula. No specific state match is required, but states must assume part of project costs.

Account Identification: 75-0950-0-1-550

Outlays to Illinois:	<i>(\$ in thousands)</i>		
	FY 2014	FY 2015	FY 2016
	\$794	\$1,465	\$0

State Trust Fund: 063 - Public Health Services
896 - Public Health Special State Project

State Programs Supported	Pop. Served	Area
• Tuberculosis Control	NA	Statewide

93.130 COOPERATIVE AGREEMENTS TO STATES/TERRITORIES FOR THE COORDINATION AND DEVELOPMENT OF PRIMARY CARE OFFICES

Program Description: The program is designed to coordinate federal, state, and local resources for primary care service delivery to medically underserved populations. This may be done through health centers and other community-based providers through the retention, recruitment, and oversight of health professionals. Recipients are expected to perform statewide primary care planning and resource coordination.

Formula Description: This program has no statutory formula or matching requirements.

Account Identification: 75-0350-0-1-550

Outlays to Illinois:	<i>(\$ in thousands)</i>		
	FY 2014	FY 2015	FY 2016
	\$285	\$301	\$301

State Trust Fund: 063 - Public Health Services

State Programs Supported	Pop. Served	Area
• Primary Healthcare	NA	Statewide

93.136 INJURY PREVENTION AND CONTROL RESEARCH AND STATE- AND COMMUNITY-BASED PROGRAMS

Program Description: The program provides research grants for injury prevention research on priority issues and non-research grants for evaluating and improving injury control programs. The intent is to integrate aspects of engineering, public health, behavioral sciences, medicine, and other disciplines to control and prevent injuries more effectively; and to support Academic Injury Control Research Centers and use their expertise in developing public policy.

Formula Description: This program has no statutory formula or matching requirements.

Account Identification: 75-0952-0-1-551

Outlays to Illinois:	<i>(\$ in thousands)</i>		
	FY 2014	FY 2015	FY 2016
	\$0	\$1,026	\$1,141

State Trust Fund: 063 - Public Health Services

State Programs Supported	Pop. Served	Area
• Rape Prevention	NA	Statewide

93.165 GRANTS TO STATES FOR LOAN REPAYMENT PROGRAM

Program Description: The program provides grants to states to repay educational loans for qualified health professionals in return for their service in areas with a shortage of such professionals. States must pay all administrative costs.

Formula Description: The federal share may not exceed 50% of the cost of any state program.

Account Identification: 75-0350-0-1-550

Outlays to Illinois:	<i>(\$ in thousands)</i>		
	FY 2014	FY 2015	FY 2016
	\$380	\$1,000	\$0

State Trust Fund: 063 - Public Health Services

State Programs Supported	Pop. Served	Area
• State Loan Repayment Program	NA	Statewide

93.217 FAMILY PLANNING—SERVICES

Program Description: The program is designed to provide the education, counseling, and comprehensive medical and social services necessary to enable individuals to freely determine the number and spacing of their children. The program’s goal is to help reduce maternal and infant mortality and promote the health of mothers and children. Funds may be used for contraceptive services, infertility services, and special services to adolescents. Family planning services must be available without coercion and with respect for the privacy, dignity, and social and religious beliefs of the individuals being served. Recipients should encourage family participation. Funds may not be used in programs where abortion is a method of family planning.

Formula Description: This program has no statutory formula or matching requirements.

Account Identification: 75-0350-0-1-550

Outlays to Illinois:	<i>(\$ in thousands)</i>		
	FY 2014	FY 2015	FY 2016
	\$13,866	\$3,754	\$0

State Trust Fund: 063 - Public Health Services
896 - Public Health Special State Project

State Programs Supported	Pop. Served	Area
• Immunization & Vaccines for Children	NA	Statewide

93.240 STATE CAPACITY BUILDING

Program Description: The program is designed to help states strengthen environmental health programs. Public health agencies may use funds to build capacity to conduct: (1) health consultations; (2) public health assessments; (3) exposure investigations; (4) community involvement; (5) health education; and (6) public health studies.

Formula Description: This program has no statutory formula or matching requirements.

Account Identification: 75-8252-0-1-551

Outlays to Illinois:	<i>(\$ in thousands)</i>		
	FY 2014	FY 2015	FY 2016
	\$254	\$0	\$0

State Trust Fund: 063 - Public Health Services

State Programs Supported	Pop. Served	Area
• Health Education & Health Assessment	NA	Statewide

93.241 STATE RURAL HOSPITAL FLEXIBILITY PROGRAM

Program Description: The program provides funds to help states develop and implement a rural health plan. The goal is to develop integrated networks of care, improve emergency medical services, and designate critical access hospitals.

Formula Description: This program has no statutory formula or matching requirements.

Account Identification: 75-0350-0-1-550

Outlays to Illinois:	<i>(\$ in thousands)</i>		
	FY 2014	FY 2015	FY 2016
	\$674	\$702	\$0

State Trust Fund: 063 - Public Health Services

State Programs Supported	Pop. Served	Area
• Rural Hospital Flexibility Program	NA	Statewide

93.243 SUBSTANCE ABUSE AND MENTAL HEALTH SERVICES—PROJECTS OF REGIONAL AND NATIONAL SIGNIFICANCE

Program Description: The program provides funds to expand the availability of effective substance abuse treatment and recovery services in order to enhance the lives of those affected by alcohol and drug abuse, programs to improve the health and lives of children, and coordination of primary care services into publicly funded mental health centers or community-based behavioral health settings.

Formula Description: This program has no statutory formula or matching requirements.

Account Identification: 75-1363-0-1-551; 75-1364-0-1-551; 75-1365-0-1-551

Outlays to Illinois:	<i>(\$ in thousands)</i>		
	FY 2014	FY 2015	FY 2016
	\$477	\$631	\$0

State Trust Fund: 063 - Public Health Services
896 - Public Health Special State Project

State Programs Supported	Pop. Served	Area
• Cancer	NA	Statewide

93.268 IMMUNIZATION COOPERATIVE AGREEMENTS

Program Description: The program provides project grants to help states and communities establish and operate immunization programs for the control of vaccine-preventable diseases.

Formula Description: This program has no statutory formula or matching requirements. Vaccines are available in lieu of cash, if requested by applicants.

Account Identification: 75-0943-0-1-550

Outlays to Illinois:	<i>(\$ in thousands)</i>		
	FY 2014	FY 2015	FY 2016
	\$7,540	\$6,651	\$0

State Trust Fund: 063 - Public Health Services
896 - Public Health Special State Project

State Programs Supported	Pop. Served	Area
• Immunization & Vaccines for Children	NA	Statewide

93.270 ADULT VIRAL HEPATITIS PREVENTION AND CONTROL

Program Description: The program provides project grants to allow the Centers for Disease Control to partner with organizations to benefit individuals by substantially reducing viral hepatitis transmission, identifying those that are acutely and chronically infected, and linking infected individuals with treatment if appropriate. Program activities may include increasing the proportion of persons living with HCV and HBV who are aware of their infection and referred for prevention and clinical care services.

Formula Description: This program has no statutory formula.

Account Identification: 09-2950-2-0-131; 75-0950-0-1-550

Outlays to Illinois:	<i>(\$ in thousands)</i>		
	FY 2014	FY 2015	FY 2016
	\$54	\$0	\$45

State Trust Fund: 063 - Public Health Services
896 - Public Health Special State Project

State Programs Supported	Pop. Served	Area
• Adult Viral Hepatitis Prevention and Control	NA	Statewide

93.283 CENTERS FOR DISEASE CONTROL AND PREVENTION—INVESTIGATIONS AND TECHNICAL ASSISTANCE

Program Description: The program is designed to help state and local health authorities and other health-related organizations control communicable diseases, the effects of chronic diseases, and other preventable health conditions through education, partnership development, and better communications. Program support is available for investigations and evaluation of all methods of controlling or preventing disease by providing epidemic aid; surveillance; technical assistance; and consultation and coordination of joint national, state, and local efforts. Some funds are available for programs for targeted ethnic groups.

Formula Description: The program has no statutory formula or matching requirements.

Account Identification: 75-0943-0-1-550

Outlays to Illinois:	<i>(\$ in thousands)</i>		
	FY 2014	FY 2015	FY 2016
	\$1,954	\$2,503	\$1,512

State Trust Fund: 063 - Public Health Services
896 - Public Health Special State Project

State Programs Supported	Pop. Served	Area
• Cancer	NA	Statewide
• Immunization & Vaccines for Children	NA	Statewide

93.301 SMALL RURAL HOSPITAL IMPROVEMENT GRANT PROGRAM

Program Description: The program provides grants to help small, rural hospitals pay for costs related to quality improvement and increasing the use of health information technology.

Formula Description: This program has no statutory formula or matching requirements.

Account Identification: 75-0350-0-1-550

Outlays to Illinois:	<i>(\$ in thousands)</i>		
	FY 2014	FY 2015	FY 2016
	\$506	\$515	\$0

State Trust Fund: 063 - Public Health Services

State Programs Supported	Pop. Served	Area
• Supporting Hospital Improvement and Patient Safety (SHIPS)	NA	Statewide

93.305 NATIONAL STATE-BASED TOBACCO CONTROL PROGRAMS*

Program Description: The program provides grants to address tobacco and secondhand smoke exposure. Its goals are to prevent initiation of tobacco use among youth and young adults, eliminate exposure to secondhand smoke, promote quitting among adults and youths, and identify and eliminate tobacco-related disparities. Achievement of these goals will reduce chronic disease morbidity, mortality, and disability related to tobacco use and secondhand smoke exposure.

Formula Description: This program has no statutory formula. Matching funds are required from non-federal sources in the amount of not less than \$1 for each \$4 of federal funds awarded. The match must be from non-federal sources and can be all cash, in-kind, or a combination thereof. The match must be for the total dollar amount requested.

Account Identification: 75-0943-0-1-551

Outlays to Illinois:	<i>(\$ in thousands)</i>		
	FY 2014	FY 2015	FY 2016
	\$0	\$1,179	\$1,194

State Trust Fund: 063 - Public Health Services
896 - Public Health Special State Project

State Programs Supported	Pop. Served	Area
• Tobacco Control Program	NA	Statewide

93.314 EARLY HEARING DETECTION AND INTERVENTION INFORMATION SYSTEM (EHDI-IS) SURVEILLANCE PROGRAM*

Program Description: The program provides grants to develop and maintain a sustainable, centralized newborn hearing screening tracking and surveillance system capable of accurately identifying, matching, collecting, and reporting data on all occurrent births that is unduplicated and individually identifiable. Additionally, for those programs with fully developed EHDI information systems, the program will enhance the electronic system capacity to collect data, and exchange data accurately, effectively, securely, and consistently between EHDI-IS and Electronic Health Record Systems (EHR-S).

Formula Description: This program has no statutory formula or matching requirements.

Account Identification: 75-0958-1-1-550

Outlays to Illinois:	<i>(\$ in thousands)</i>		
	FY 2014	FY 2015	FY 2016
	\$0	\$168	\$169

State Trust Fund: 063 - Public Health Services
896 - Public Health Special State Project

State Programs Supported	Pop. Served	Area
• Cancer	NA	Statewide

93.323 EPIDEMIOLOGY AND LABORATORY CAPACITY FOR INFECTIOUS DISEASES (ELC)*

Program Description: The program provides grants to protect the public health and safety of the American people by enhancing the capacity of public health agencies to effectively detect, respond, prevent, and control known and emerging or re-emerging infectious diseases. This is accomplished by providing financial and technical resources to strengthen epidemiologic capacity, enhance laboratory capacity, and improve information systems, and to enhance collaboration among epidemiology, laboratory, and information systems components of public health departments.

Formula Description: This program has no statutory formula or matching requirements.

Account Identification: 75-0949-0-1-550

Outlays to Illinois:	<i>(\$ in thousands)</i>		
	FY 2014	FY 2015	FY 2016
	\$0	\$1,142	\$0

State Trust Fund: 063 - Public Health Services

State Programs Supported	Pop. Served	Area
• Epidemiology and Laboratory	NA	Statewide

93.448 FOOD SAFETY AND SECURITY MONITORING PROJECT*

Program Description: The program provides grants to complement, develop, and improve state and local food safety and security testing programs for equipment, supplies, personnel, training, and facility upgrades to FERN microbiological, chemical, and radiological laboratories to establish additional reliable laboratory sample analysis capacity and analysis of surveillance samples. These funds cannot be used to fund or conduct food inspections for food safety regulatory agencies. They may not be used for new building construction; however, remodeling of existing facilities is allowed, provided that remodeling costs do not exceed 25% of the grant.

Formula Description: This program has no statutory formula or matching requirements.

Account Identification: 75-0600-0-1-554

Outlays to Illinois:	<i>(\$ in thousands)</i>		
	FY 2014	FY 2015	FY 2016
	\$0	\$349	\$0

State Trust Fund: 063 - Public Health Services

State Programs Supported	Pop. Served	Area
• FERN Capabilities for Food Testing	NA	Statewide

93.507 PPHF NATIONAL PUBLIC HEALTH IMPROVEMENT INITIATIVE

Program Description: The Prevention and Public Health Fund Program provides project grants to help states (and other jurisdictions, including large cities) plan, organize, and implement efforts to strengthen their core public health infrastructures. Funds may be used for various aspects of infrastructure investment that will help ensure the success of the federal Patient Protection and Affordable Care Act, including expanding public health workforce, data, and communications capacities; developing information systems to improve public health laws, regulations, or other policies; building or re-engineering infrastructure to address priority health indicators; implementing best practices; standardizing data collection, analysis, and communication systems; and improving organizational capacity to use available resources.

Formula Description: This program has no statutory formula or matching requirements.

Account Identification: 75-0943-0-1-551

Outlays to Illinois:	<i>(\$ in thousands)</i>		
	FY 2014	FY 2015	FY 2016
	\$500	\$500	\$0

State Trust Fund: 063 - Public Health Services

State Programs Supported	Pop. Served	Area
• Minority AIDS Initiative Programs	NA	Statewide

93.521 THE AFFORDABLE CARE ACT: BUILDING EPIDEMIOLOGY, LABORATORY, AND HEALTH INFORMATION SYSTEMS CAPACITY IN THE EPIDEMIOLOGY AND LABORATORY CAPACITY FOR INFECTIOUS DISEASE (ELC) AND EMERGING INFECTIONS PROGRAM (EIP) COOPERATIVE AGREEMENTS; PPHF

Program Description: The program provides funds for costs associated with planning, organizing, and implementing other program elements to build public health epidemiology, laboratory, and health information systems' capacity. Funds may be used for reasonable program purposes, including personnel, travel, supplies, and services. Funds may not be used for clinical care.

Formula Description: This program has no statutory formula or matching requirement.

Account Identification: 75-0943-0-1-550

Outlays to Illinois:	<i>(\$ in thousands)</i>		
	FY 2014	FY 2015	FY 2016
	\$2,180	\$1,562	\$0

State Trust Fund: 063 - Public Health Services
896 - Public Health Special State Project

State Programs Supported	Pop. Served	Area
• Cancer	NA	Statewide

93.525 STATE PLANNING AND ESTABLISHMENT GRANTS FOR THE AFFORDABLE CARE ACT (ACA)'S EXCHANGES

Program Description: The program provides funds for activities related to establishing a health insurance exchange that facilitates the purchase of qualified health plans, provides for the establishment of a Small Business Health Option Program, and meets other requirements.

Formula Description: This program has no statutory formula or matching requirement.

Account Identification: 75-0115-0-1-551

Outlays to Illinois:	<i>(\$ in thousands)</i>		
	FY 2014	FY 2015	FY 2016
	\$115,824	\$0	\$115,824

State Trust Fund: 063 - Public Health Services

State Programs Supported	Pop. Served	Area
• Minority Health	NA	Statewide

93.531 PPHF—COMMUNITY TRANSFORMATION GRANTS AND NATIONAL DISSEMINATION AND SUPPORT FOR COMMUNITY TRANSFORMATION GRANTS—FINANCED SOLELY BY PREVENTION AND PUBLIC HEALTH FUNDS

Program Description: The program provides assistance to reduce death and disability from the five leading causes through the prevention and control of these conditions and their risk factors. Funds may be used for several interventions across the health and wellness spectrum, each of which can prevent or control chronic conditions. Specific goals are provided in funding announcements. Funds may not be used for clinical care.

Formula Description: This program has no statutory formula or matching requirement.

Account Identification: 75-0094-3-1-550

Outlays to Illinois:	<i>(\$ in thousands)</i>		
	FY 2014	FY 2015	FY 2016
	\$4,781	\$0	\$0

State Trust Fund: 063 - Public Health Services

State Programs Supported	Pop. Served	Area
• We Choose Health	NA	Statewide

93.539 PPHF—CAPACITY BUILDING ASSISTANCE TO STRENGTHEN PUBLIC HEALTH IMMUNIZATION INFRASTRUCTURE AND PERFORMANCE—FINANCED IN PART BY PREVENTION AND PUBLIC HEALTH FUNDS

Program Description: The program provides funds for planning, organizing, conducting, and supporting immunization programs directed toward vaccine-preventable diseases, and for the implementation of other program elements.

Formula Description: This program has no statutory formula or matching requirement.

Account Identification: 75-0943-0-1-551

Outlays to Illinois:	<i>(\$ in thousands)</i>		
	FY 2014	FY 2015	FY 2016
	\$0	\$870	\$870

State Trust Fund: 063 - Public Health Services

State Programs Supported	Pop. Served	Area
• FOA Enhancing Interoperability	NA	Statewide
• Human Papillomavirus	NA	Statewide

93.566 REFUGEE AND ENTRANT ASSISTANCE—STATE-ADMINISTERED PROGRAMS*

Program Description: The program is designed to reimburse states for part of the cost of social services provided to specific refugee populations. The program reimburses states for their share

of the cost of cash and medical assistance to refugees, regardless of national origin, including unaccompanied minors. The scope of services is similar to those in the regular domestic public assistance programs and includes state public assistance payments. It also includes English language training, counseling, and employment services.

Formula Description: This program has no statutory formula or matching requirement.

Account Identification: 75-1503-0-1-609

Outlays to Illinois:	<i>(\$ in thousands)</i>		
	FY 2014	FY 2015	FY 2016
	\$0	\$1,210	\$1,210

State Trust Fund: 063 - Public Health Services
896 - Public Health Special State Project

State Programs Supported	Pop. Served	Area
• Refugee	NA	Statewide

93.576 REFUGEE AND ENTRANT ASSISTANCE—DISCRETIONARY GRANTS

Program Description: The program provides grants to help states improve services and related re-settlement systems for refugee groups. Funds may be made available to: (1) decrease the numbers of refugees receiving public assistance and the length of time refugees require such assistance; (2) help place refugees in areas with good job opportunities and lower living costs; (3) improve services to areas with high numbers of refugee arrivals; (4) promote aging services to older refugees; (5) assist low-income refugees with matching funds for individual development accounts and with financial literacy classes; (6) provide micro-credit opportunities; (7) provide services in rural areas; (8) provide preventive health services; and (9) provide school impact assistance.

Formula Description: This program has no statutory formula or matching requirement.

Account Identification: 75-1503-0-1-609

Outlays to Illinois:	<i>(\$ in thousands)</i>		
	FY 2014	FY 2015	FY 2016
	\$130	\$175	\$0

State Trust Fund: 063 - Public Health Services

State Programs Supported	Pop. Served	Area
• Refugee Prevention Health	NA	Statewide

93.667 SOCIAL SERVICES BLOCK GRANT

Program Description: The program distributes block grant funds to states for the following five social services specified in the federal Social Security Act: (1) to prevent, reduce, or eliminate dependency; (2) to help individuals achieve or maintain self-sufficiency; (3) to prevent neglect, abuse, or exploitation of children and adults; (4) to prevent or reduce inappropriate

institutional care; and (5) to secure admission or referral for institutional care when other forms of care are not appropriate. A state may transfer up to 10% of its allotment for any fiscal year to several other grants: Preventive Health and Health Services; Alcohol and Drug Abuse; Mental Health Services; Maternal and Child Health Services; or Low-Income Home Energy Assistance Block Grants.

Formula Description: Funds are allocated based on state populations. There are no matching requirements.

Account Identification: 75-1534-0-1-506

Outlays to Illinois:	<i>(\$ in thousands)</i>		
	FY 2014	FY 2015	FY 2016
	\$32	\$4,900	\$4,900

State Trust Fund: 063 - Public Health Services

State Programs Supported	Pop. Served	Area
• FOA Enhancing Interoperability	NA	Statewide

93.712 ARRA—IMMUNIZATION

Program Description: The program provides funds to help states and communities establish and maintain preventive health service programs to immunize individuals against vaccine-preventable diseases.

Formula Description: This program has no statutory formula or matching requirements.

Account Identification: 75-0942-0-1-550

Outlays to Illinois:	<i>(\$ in thousands)</i>		
	FY 2014	FY 2015	FY 2016
	\$237	\$0	\$0

State Trust Fund: 063 - Public Health Services
896 - Public Health Special State Project

State Programs Supported	Pop. Served	Area
• ARRA—Varicella Program	NA	Statewide

93.723 ARRA—PREVENTION AND WELLNESS—STATES, TERRITORIES, AND PACIFIC ISLANDS

Program Description: The program provides funds for programs to prevent and manage chronic diseases through increased physical activity, improved nutrition, and decreased smoking. It also provides funds to expand a network of tobacco quitlines. Funds may not be used for clinical care. Recipients must perform a substantial role in carrying out projects, and may not merely pass funds through to another organization.

Formula Description: This program has no statutory formula or matching requirements.

Account Identification: 75-0942-0-1-550

Outlays to Illinois:	<i>(\$ in thousands)</i>		
	FY 2014	FY 2015	FY 2016
	\$307	\$0	\$0

State Trust Fund: 063 - Public Health Services
896 - Public Health Special State Project

State Programs Supported	Pop. Served	Area
• ARRA—Collaborative Chronic Disease	NA	Statewide

93.733 CAPACITY-BUILDING ASSISTANCE TO STRENGTHEN PUBLIC HEALTH IMMUNIZATION INFRASTRUCTURE AND PERFORMANCE—FINANCED IN PART BY THE PREVENTION AND PUBLIC HEALTH FUNDS (PPHF)

Program Description: The program provides funds to improve the efficiency, effectiveness, and quality of immunization practices. Funds may be used for a variety of purposes, including strengthening the information technology infrastructure, building capacity for public health departments to bill insurance companies, or expanding immunization delivery partnerships.

Formula Description: This program has no statutory formula or matching requirements.

Account Identification: 75-0943-0-1-551

Outlays to Illinois:	<i>(\$ in thousands)</i>		
	FY 2014	FY 2015	FY 2016
	\$451	\$451	\$500

State Trust Fund: 063 - Public Health Services

State Programs Supported	Pop. Served	Area
• Cancer	NA	Statewide

93.735 STATE PUBLIC HEALTH APPROACHES FOR ENSURING QUITLINE CAPACITY—FUNDED IN PART BY PREVENTION AND PUBLIC HEALTH FUNDS (PPHF)

Program Description: The program addresses the “Healthy People 2020” focus area of tobacco use and the goal of reducing illness, disability, and death related to tobacco use and secondhand smoke exposure. Funds are for a 2-year cooperative agreement for all states that currently have a quitline.

Formula Description: This program has no statutory formula or matching requirements.

Account Identification: 75-0943-0-1-551

Outlays to Illinois:	<i>(\$ in thousands)</i>		
	FY 2014	FY 2015	FY 2016
	\$639	\$665	\$665

State Trust Fund: 063 - Public Health Services

State Programs Supported	Pop. Served	Area
• Cancer	NA	Statewide

93.744 PPHF: BREAST AND CERVICAL CANCER SCREENING OPPORTUNITIES FOR STATES, TRIBES, AND TERRITORIES FINANCED SOLELY BY PREVENTION AND PUBLIC HEALTH FUNDS

Program Description: The program provides funds to improve and use existing organized systems for breast and cervical cancer screening to provide high-quality screening, tracking, and followup, including patient navigation, to low-income, uninsured, and underinsured women. Funds must be used to leverage the existing infrastructure and organized delivery system of the National Breast and Cervical Cancer Early Detection Program.

Formula Description: This program has no statutory formula or matching requirements.

Account Identification: 75-0943-0-1-550

Outlays to Illinois:	<i>(\$ in thousands)</i>		
	FY 2014	FY 2015	FY 2016
	\$463	\$0	\$0

State Trust Fund: 063 - Public Health Services

State Programs Supported	Pop. Served	Area
• IL Breast and Cervical Cancer Program	NA	Statewide

93.745 PPHF: HEALTHCARE SURVEILLANCE/HEALTH STATISTICS—SURVEILLANCE PROGRAM ANNOUNCEMENT: BEHAVIORAL RISK FACTOR SURVEILLANCE SYSTEM—FINANCED IN PART BY PREVENTION AND PUBLIC HEALTH FUNDS

Program Description: The program provides funds to assist state health departments to maintain and expand health surveillance and communication efforts. Funds will be used for costs associated with expanding, planning, implementing, and collecting surveillance information through the Behavioral Risk Factor Surveillance System (BRFSS).

Formula Description: This program has no statutory formula or matching requirements.

Account Identification: 75-0943-0-1-551

Outlays to Illinois:	<i>(\$ in thousands)</i>		
	FY 2014	FY 2015	FY 2016
	\$101	\$254	\$0

State Trust Fund: 063 - Public Health Services

State Programs Supported	Pop. Served	Area
• Cancer	NA	Statewide

93.752 CANCER PREVENTION AND CONTROL PROGRAMS FOR STATE, TERRITORIAL, AND TRIBAL ORGANIZATIONS—FINANCED IN PART BY PREVENTION AND PUBLIC HEALTH FUNDS

Program Description: The program provides funds to work with official state and territorial health agencies or their designees in developing comprehensive breast and cervical cancer early detection programs and, to the extent possible, increase screening and followup among all groups of women in the state, tribe, or territory, with a special emphasis to reach those women who are low income, uninsured, underinsured, minority, and Native Americans.

Formula Description: This program has no statutory formula. Public Law 101-354 requires states, tribes, and territories to make available non-federal contributions (cash or in-kind) toward such costs in an amount equal to not less than \$1 of matching for every \$3 of federal dollars provided in this cooperative agreement (30-33%). Such contributions may be made directly or through donations from public or private entities. Payments for treatment services or the donation of treatment services may not be used for non-federal contributions.

Account Identification: 75-0943-0-1-550

Outlays to Illinois:	<i>(\$ in thousands)</i>		
	FY 2014	FY 2015	FY 2016
	\$5,973	\$15,882	\$8,386

State Trust Fund: 063 - Public Health Services
896 - Public Health Special State Project

State Programs Supported	Pop. Served	Area
• Cancer	NA	Statewide

93.753 CHILD LEAD POISONING PREVENTION SURVEILLANCE—FINANCED IN PART BY PREVENTION AND PUBLIC HEALTH FUNDS (PPHF) PROGRAM*

Program Description: The program provides funds to support and enhance surveillance capacity at the state and city levels to prevent and eliminate childhood lead poisoning.

Formula Description: This program has no statutory formula or matching requirements.

Account Identification: 75-0943-0-1-551

Outlays to Illinois:	<i>(\$ in thousands)</i>		
	FY 2014	FY 2015	FY 2016
	\$0	\$420	\$0

State Trust Fund: 063 - Public Health Services
896 - Public Health Special State Project

State Programs Supported	Pop. Served	Area
• Childhood Lead Poisoning Prevention	NA	Statewide

93.757 STATE AND LOCAL PUBLIC HEALTH ACTIONS TO PREVENT OBESITY, DIABETES, HEART DISEASE, AND STROKE (PPHF)

Program Description: The program provides funds to support statewide implementation of cost-cutting, evidence-based approaches to promote health and prevent and control chronic disease and their risk factors. The focus of this effort involves primary prevention efforts aimed at diabetes and heart disease/stroke prevention efforts. Grantees are required to assure that a percentage of their resources are redirected to local entities to accomplish their objectives. Logic models will be developed for targeted components building on existing evidence-based strategies.

Formula Description: This program has no statutory formula or matching requirements.

Account Identification: 75-0943-0-1-550

Outlays to Illinois:	<i>(\$ in thousands)</i>		
	FY 2014	FY 2015	FY 2016
	\$0	\$1,388	\$0

State Trust Fund: 063 - Public Health Services
896 - Public Health Special State Project

State Programs Supported	Pop. Served	Area
• Cancer	NA	Statewide

93.758 PREVENTIVE HEALTH AND HEALTH SERVICES BLOCK GRANT—FINANCED SOLELY BY PREVENTION AND PUBLIC HEALTH FUNDS (PPHF)

Program Description: The program is designed to provide states with the resources to improve the health status of residents through: (1) activities leading to the accomplishment of the year 2010 objectives for the nation; (2) rodent control and community school fluoridation activities; (3) planning for specified emergency medical services (excluding over half of the costs of most equipment purchases); (4) services for sex offense victims, including prevention activities; (5) asthma prevention programs, especially among children; and (6) related planning, monitoring, administration, and educational activities.

Formula Description: This program has no statutory formula or matching requirements.

Account Identification: 75-0943-0-1-551

Outlays to Illinois:	<i>(\$ in thousands)</i>		
	FY 2014	FY 2015	FY 2016
	\$0	\$3,591	\$0

State Trust Fund: 873 - PHHS Block Grant
896 - Public Health Special State Project

State Programs Supported	Pop. Served	Area
• Preventive Health and Health Services	NA	Statewide

93.777 STATE SURVEY AND CERTIFICATION OF HEALTHCARE PROVIDERS AND SUPPLIERS (TITLE XVIII) MEDICARE

Program Description: The program provides funds for states that determine, through a state health agency or other appropriate state agency, that providers and suppliers of healthcare services comply with federal regulatory health and safety standards and conditions of participation for Medicare and Medicaid.

Formula Description: This program has no statutory formula or matching requirements.

Account Identification: 75-0511-0-1-550 (Title XVIII)

Outlays to Illinois:	<i>(\$ in thousands)</i>		
	FY 2014	FY 2015	FY 2016
	\$16,576	\$16,787	\$0

State Trust Fund: 063 - Public Health Services
896 - Public Health Special State Project

State Programs Supported	Pop. Served	Area
• Clinical Laboratory Improvement Act	NA	Statewide
• Medicare	NA	Statewide
• Medicare Reimbursement	NA	Statewide

93.913 GRANTS TO STATES FOR OPERATION OF OFFICES OF RURAL HEALTH

Program Description: The program is designed to help states establish state offices of rural health and thereby improve healthcare in rural areas. Each office must: (1) establish an information clearinghouse; (2) coordinate state and federal rural health programs; (3) provide technical assistance; and (4) work to improve availability of health professionals in rural areas.

Formula Description: This program has no statutory formula. States must provide at least 25% of project costs.

Account Identification: 75-0350-0-1-550

Outlays to Illinois:	<i>(\$ in thousands)</i>		
	FY 2014	FY 2015	FY 2016
	\$173	\$173	\$172

State Trust Fund: 063 - Public Health Services
896 - Public Health Special State Project

State Programs Supported	Pop. Served	Area
• Rural Healthcare	NA	Statewide

93.917 HIV CARE FORMULA GRANTS

Program Description: The program provides funds to improve the quality and availability of care for individuals with HIV disease, and improve the level of support for their families. Seventy-five percent of funds must be used for “core” services and 25% for “support” services. Up to 10% may be used for administrative costs.

Formula Description: Funds are awarded based on the proportion of AIDS cases in the state in relation to the U.S. The matching requirements vary, and a maintenance of effort is required.

Account Identification: 75-0350-0-1-550

Outlays to Illinois:	<i>(\$ in thousands)</i>		
	FY 2014	FY 2015	FY 2016
	\$50,281	\$11,296	\$45,897

State Trust Fund: 063 - Public Health Services

State Programs Supported	Pop. Served	Area
• Ryan White – Part B Surveillance	NA	Statewide

93.940 HIV PREVENTION ACTIVITIES—HEALTH DEPARTMENT-BASED

Program Description: The program is designed to help states and local governments establish and maintain HIV prevention programs. Funds may be used to support, develop, implement, and evaluate primary and secondary HIV prevention programs.

Formula Description: This program has no statutory formula or matching requirements.

Account Identification: 75-0950-0-1-550

Outlays to Illinois:	<i>(\$ in thousands)</i>		
	FY 2014	FY 2015	FY 2016
	\$3,765	\$4,975	\$0

State Trust Fund: 063 - Public Health Services
896 - Public Health Special State Project

State Programs Supported	Pop. Served	Area
• AIDS Prevention	NA	Statewide

93.944 HUMAN IMMUNODEFICIENCY VIRUS (HIV)/ACQUIRED IMMUNODEFICIENCY VIRUS SYNDROME (AIDS) SURVEILLANCE

Program Description: The program is designed to strengthen effective HIV/AIDS surveillance programs and to measure and evaluate the extent of HIV/AIDS incidence and prevalence throughout the U.S. Data are used for HIV prevention activities. Funds must supplement, not supplant, existing funding.

Formula Description: This program has no statutory formula or matching requirements.

Account Identification: 75-0950-0-1-550

Outlays to Illinois:	<i>(\$ in thousands)</i>		
	FY 2014	FY 2015	FY 2016
	\$1,004	\$1,004	\$430

State Trust Fund: 063 - Public Health Services
896 - Public Health Special State Project

State Programs Supported	Pop. Served	Area
• HIV/AIDS Surveillance	NA	Statewide

93.946 COOPERATIVE AGREEMENTS TO SUPPORT STATE-BASED SAFE MOTHERHOOD AND INFANT HEALTH INITIATIVE PROGRAMS

Program Description: The program is designed to help states use data to address health problems that affect women, infants, and children. Part of the program is for establishing and maintaining surveillance projects and generating data for prenatal health programs. Another part is for developing multidisciplinary teams to use the data to address health problems. Funds may be used for prevention research activities for women's health related to pregnancy, in vitro fertilization, pre-term delivery, and other reproductive health complications.

Formula Description: This program has no statutory formula or matching requirements.

Account Identification: 75-0948-0-1-550

Outlays to Illinois:	<i>(\$ in thousands)</i>		
	FY 2014	FY 2015	FY 2016
	\$0	\$200	\$0

State Trust Fund: 063 - Public Health Services
896 - Public Health Special State Project

State Programs Supported	Pop. Served	Area
• PRAMS	General	Statewide

93.977 PREVENTIVE HEALTH SERVICES—SEXUALLY TRANSMITTED DISEASES CONTROL GRANTS

Program Description: The program provides project and research grants aimed at preventing cases and complications of sexually transmitted diseases by developing and implementing a national uniform prevention and control program. Grants may be used to promote educational activities, support surveillance and control activities, provide partner notification and counseling activities, and subsidize research and training. Funds must supplement, not supplant, existing STD services funds.

Formula Description: This program has no statutory formula or matching requirements.

Account Identification: 75-0950-0-1-550

Outlays to Illinois:	<i>(\$ in thousands)</i>		
	FY 2014	FY 2015	FY 2016
	\$1,079	\$2,214	\$0

State Trust Fund: 063 - Public Health Services
896 - Public Health Special State Project

State Programs Supported	Pop. Served	Area
• Comprehensive STD Prevention	NA	Statewide

94.003 STATE COMMISSIONS*

Program Description: The program provides project grants to assist states in the application process and oversight of AmeriCorps programs. Funds enable each state to form a 15- to 25-member, independent, bipartisan commission appointed by the governor to implement the program.

Formula Description: Funds are allocated based on population. States must provide a 15% to 50% match.

Account Identification: 95-2720-0-1-506

Outlays to Illinois:	<i>(\$ in thousands)</i>		
	FY 2014	FY 2015	FY 2016
	\$0	\$423	\$0

State Trust Fund: 063 - Public Health Services

State Programs Supported	Pop. Served	Area
• AmeriCorps State	NA	Statewide

94.006 AMERICORPS

Program Description: The program provides grants to help states support eligible organizations that identify an unmet need in their community. AmeriCorps members are recruited, trained, and managed by the organizations and may receive a living allowance and other benefits while serving. State commissions, which receive funds, subgrant funds to community organizations.

Formula Description: Matching requirements vary from 0% to 50%, based on how long the program has been funded. A maintenance of effort is required.

Account Identification: 95-2728-0-0-000; 95-2729-0-0-000

Outlays to Illinois:	<i>(\$ in thousands)</i>		
	FY 2014	FY 2015	FY 2016
	\$0	\$9,367	\$0

State Trust Fund: 063 - Public Health Services

State Programs Supported	Pop. Served	Area
<ul style="list-style-type: none"> AmeriCorps 	NA	Statewide

DEPARTMENT OF REVENUE

20.205 HIGHWAY PLANNING AND CONSTRUCTION

Program Description: The program provides funds for the planning, construction, restoration, rehabilitation, and resurfacing of the National Highway System, other federal aid highways, public roads, and bridges.

Formula Description: Funds are awarded both by formula and on a project basis. This program has no matching requirement, but a maintenance of effort is required.

Account Identification: 69-8083-0-7-401

Outlays to Illinois:	<i>(\$ in thousands)</i>		
	FY 2014	FY 2015	FY 2016
	\$2	\$0	\$150

State Trust Fund: 012 - Motor Fuel Tax Fund
140 - Dept. of Revenue Federal Trust Fund

State Programs Supported	Pop. Served	Area
<ul style="list-style-type: none"> Federal Equitable-Sharing Agreement Highway Use Tax Evasion Project 	NA	Statewide
	NA	Statewide

DEPARTMENT OF STATE POLICE

16.560 NATIONAL INSTITUTE OF JUSTICE RESEARCH, EVALUATION, AND DEVELOPMENT PROJECT GRANTS

Program Description: The program supports research, development, and evaluation of the causes and control of crime and the improvement of the criminal justice system. Funded projects include the development of improved research techniques and systems on the causes of crime and methods of deterrence, as well as the evaluation of criminal justice programs and procedures.

Formula Description: This program has no formula or fixed matching requirements, but grant recipients may be required to contribute funds or services to carry out the program.

Account Identification: 15-0401-0-1-754

Outlays to Illinois:	<i>(\$ in thousands)</i>		
	FY 2014	FY 2015	FY 2016
	\$165	\$170	\$170

State Trust Fund: 904 - Illinois State Police Federal Projects Fund

State Programs Supported	Pop. Served	Area
• Marijuana Eradication	12,860,000	Statewide

16.741 DNA BACKLOG REDUCTION PROGRAM

Program Description: The program provides grants to decrease forensic analysis turnaround time, improve the infrastructure and analysis capacity of public crime laboratories, and decrease DNA casework backlogs.

Formula Description: This program has no statutory formula or matching requirements.

Account Identification: 15-0401-0-1-754

Outlays to Illinois:	<i>(\$ in thousands)</i>		
	FY 2014	FY 2015	FY 2016
	\$2,721	\$2,565	\$2,250

State Trust Fund: 904 - Illinois State Police Federal Projects Fund

State Programs Supported	Pop. Served	Area
• Forensic Casework DNA Backlog Reduction Program 2015	12,860,000	Statewide

20.218 NATIONAL MOTOR CARRIER SAFETY

Program Description: The program is designed to reduce the number and severity of accidents and hazardous material incidents involving commercial motor vehicles by increasing the uniformity of safety rules and enforcement activities.

Formula Description: Funds are allocated based on roadway mileage, special fuel sales, vehicle miles traveled, and population. States must contribute at least 20% of administrative costs, and must maintain a standard of effort.

Account Identification: 69-8159-0-7-401

Outlays to Illinois:	<i>(\$ in thousands)</i>		
	FY 2014	FY 2015	FY 2016
	\$0	\$0	\$194

State Trust Fund: 817 - Illinois State Police Operational Assistance Fund

State Programs Supported	Pop. Served	Area
• MCSAP High Priority	12,860,000	Statewide

93.775 STATE MEDICAID FRAUD CONTROL UNITS

Program Description: The program provides funds for the investigation and prosecution of fraud in statewide Medicaid programs. The receiving agency must be separate and distinct from the state Medicaid agency.

Formula Description: States are reimbursed for 90% of their costs for the first 3 years and 75% thereafter. The maximum annual award is the lesser of \$500,000 or ¼ of 1% of the amount spent in carrying out the state Medicaid plan.

Account Identification: 75-0512-0-1-551

Outlays to Illinois:	<i>(\$ in thousands)</i>		
	FY 2014	FY 2015	FY 2016
	\$8,597	\$8,934	\$8,306

State Trust Fund: 904 - Illinois State Police Federal Projects Fund

State Programs Supported	Pop. Served	Area
• Medicaid Fraud Control Unit	12,860,000	Statewide

97.056 PORT SECURITY GRANT PROGRAM

Program Description: The program provides grants to support port security activities. The focus of 2016 grants is 5 mission areas: prevention; protection; mitigation; response; and recovery. Funds may be used for training, worker screening; improving improvised explosive device (and other weapons) prevention and response capabilities, enhancing maritime domain awareness, and supporting port resilience and recovery capabilities.

Formula Description: This program has no statutory formula. A non-federal match is generally required (25% of project costs for public recipients), unless the award is under \$25,000.

Account Identification: 75-0560-0-1-402

Outlays to Illinois:	<i>(\$ in thousands)</i>		
	FY 2014	FY 2015	FY 2016
	\$189	\$76	\$158

State Trust Fund: 904 - Illinois State Police Federal Projects Fund

State Programs Supported	Pop. Served	Area
• Port Security Program	12,860,000	Statewide

DEPARTMENT OF TRANSPORTATION

20.106 AIRPORT IMPROVEMENT PROGRAM

Program Description: The program provides funds for planning, construction, improvement, or repair of public-use airports. Funds are available for planning, land acquisition, site preparation, construction, alteration or repair, and terminal development. Funds may also be used for operational, safety, and required security equipment.

Formula Description: This program has no statutory formula, but funds are allocated based on the number and type of airports in each state; additional funds are available on a discretionary basis. A 10% to 25% match is required, and states must maintain a standard of effort.

Account Identification: 69-8106-0-7-402

Outlays to Illinois:	<i>(\$ in thousands)</i>		
	FY 2014	FY 2015	FY 2016
	\$76,378	\$57,037	\$125,609

State Trust Fund: 095 - Federal/Local Airport Fund

20.205 ARRA—HIGHWAY PLANNING AND CONSTRUCTION^Δ

Program Description: The program provides funds for the planning, construction, restoration, rehabilitation, and resurfacing of the National Highway System, other federal aid highways, public roads, and bridges.

Formula Description: Funds are awarded both by formula and on a project basis. This program has no matching requirement, but a maintenance of effort is required.

Account Identification: 69-8083-0-7-401

Outlays to Illinois:	ARRA	<i>(\$ in thousands)</i>		
		FY 2014	FY 2015	FY 2016
		\$1,300	\$1,200	\$3,700
		\$1,429,100	\$966,100	\$1,344,000

State Trust Fund: 011 - Road Fund

State Programs Supported	Pop. Served	Area
• Bridge Replacement and Rehabilitation	NA	Statewide
• Congestion Mitigation and Air Quality	NA	Statewide
• High-Priority Projects	NA	Statewide
• Minimum Guarantee	NA	Statewide
• National Highway System	NA	Statewide
• Resurfacing of Interstates	NA	Statewide
• Surface Transportation System	NA	Statewide
• Urban Transportation Planning	NA	Statewide

20.218 NATIONAL MOTOR CARRIER SAFETY

Program Description: The program is designed to reduce the number and severity of accidents and hazardous material incidents involving commercial motor vehicles by increasing the uniformity of safety rules and enforcement activities.

Formula Description: Funds are allocated based on roadway mileage, special fuel sales, vehicle miles traveled, and population. States must contribute at least 20% of administrative costs, and must maintain a standard of effort.

Account Identification: 69-8159-0-7-401

Outlays to Illinois:	<i>(\$ in thousands)</i>		
	FY 2014	FY 2015	FY 2016
	\$10,752	\$10,262	\$10,400

State Trust Fund: 011 - Road Fund

State Programs Supported	Pop. Served	Area
• Motor Carrier Safety Assistance Program	General	Statewide
• New Entrant Program	General	Statewide

20.219 RECREATIONAL TRAILS PROGRAM

Program Description: The program provides funds to help states develop and maintain recreational trails and trail-related facilities for both motorized and nonmotorized recreational trail uses. Funds may be used for a variety of trail planning, construction, acquisition, and maintenance purposes. Thirty percent of funds must be used for motorized recreation; 30% for non-motorized recreation; and the remaining 40% for diverse recreational trail use. Administrative costs may not exceed 7% of funds. Awarded funds may be used to match other federal funds if the project is eligible under the other program.

Formula Description: Half of funds are apportioned equally among states; half are apportioned based on non-highway recreational fuel use in each state during the previous year. A match is required on a sliding scale (with a minimum of 5% of project costs).

Account Identification: 69-8083-0-7-401

Outlays to Illinois:	<i>(\$ in thousands)</i>		
	FY 2014	FY 2015	FY 2016
	\$1,510	\$1,510	\$1,284

State Trust Fund: 011 - Road Fund

20.500 FEDERAL TRANSIT—CAPITAL INVESTMENT GRANTS

Program Description: The program assists in financing the acquisition, construction, reconstruction, and improvement of facilities and equipment for mass transit service in urban areas. Current funding categories are for fixed guideway modernization, bus and bus facilities, and new fixed guideway systems and extensions of current systems.

Formula Description: Funds for fixed guideway modernization are allocated to 11 stated areas with guideway mileage over 7 years old. Remaining funds are allocated on a discretionary basis, but can be allocated by statutory formula. Most projects require 20% of funds to be from non-federal sources; vehicle-related equipment projects require 10%.

Account Identification: 69-1102-0-1-401; 69-1133-0-1-401; 69-1134-0-1-401; 69-8350-0-7-401

Outlays to Illinois:	<i>(\$ in thousands)</i>		
	FY 2014	FY 2015	FY 2016
	\$3,500	\$0	\$4,000

State Trust Fund: 853 - Federal Mass Transit Trust Fund

State Programs Supported	Pop. Served	Area
<ul style="list-style-type: none"> UMTA Capital Improvement (Section 5309) 	NA	Statewide

20.505 METROPOLITAN TRANSPORTATION PLANNING AND STATE AND NON-METROPOLITAN PLANNING AND RESEARCH

Program Description: The program provides funding for the development of transportation improvement programs, long-term planning, and other technical studies.

Formula Description: Funds are allocated 80% based on each state’s urbanized area population and 20% on a Federal Transportation Administration formula to address planning needs. Projects require 20% of funds to be from non-federal sources.

Account Identification: 69-1137-0-1-401; 69-8350-0-7-401

Outlays to Illinois:	<i>(\$ in thousands)</i>		
	FY 2014	FY 2015	FY 2016
	\$5,953	\$6,323	\$6,031

State Trust Fund: 011 - Road Fund
853 - Federal Mass Transit Trust Fund

State Programs Supported	Pop. Served	Area
<ul style="list-style-type: none"> Federal Transit Administration 	Statewide	Statewide

20.509 FORMULA GRANTS FOR RURAL AREAS

Program Description: The program provides funding to states for starting, improving, or operating public transportation service in areas with populations below 50,000. At least 15% of funds must be used for rural intercity bus transportation. Up to 15% may be used for planning and program administration.

Formula Description: Funds are distributed based 20% on non-urbanized land area and 80% on non-urbanized population. No state may receive more than 5% of funds allocated based on land

area. Some funds are allocated differently. The matching requirement varies by purpose (generally 10% or 20%).

Account Identification: 69-1129-0-1-401; 69-8350-0-7-401

Outlays to Illinois:	<i>(\$ in thousands)</i>		
	FY 2014	FY 2015	FY 2016
	\$16,401	\$9,312	\$16,500

State Trust Fund: 853 - Federal Mass Transit Trust Fund

State Programs Supported	Pop. Served	Area
• Section 5311	NA	Rural and small urban areas

20.513 ENHANCED MOBILITY OF SENIORS AND INDIVIDUALS WITH DISABILITIES

Program Description: The program provides financial assistance to states to help them meet the transportation needs of elderly and handicapped persons where public transportation services are unavailable, insufficient, or inappropriate. Funding may be used for eligible capital expenses needed to provide efficient and coordinated specialized transportation services for elderly and handicapped persons.

Formula Description: Funds are allocated to states based on the population of elderly and handicapped in the state. States must contribute 20% of project costs.

Account Identification: 69-1129-0-1-401; 69-8350-0-7-401

Outlays to Illinois:	<i>(\$ in thousands)</i>		
	FY 2014	FY 2015	FY 2016
	\$9,573	\$5,241	\$7,000

State Trust Fund: 853 - Federal Mass Transit Trust Fund

State Programs Supported	Pop. Served	Area
• Elderly and Handicapped Section 5310	NA	Statewide

20.600 STATE AND COMMUNITY HIGHWAY SAFETY

Program Description: The program provides funds for the coordinated national highway safety program. Funds are for addressing problems in the following priority areas: (1) alcohol and drug countermeasures; (2) police traffic services; (3) occupant protection; (4) traffic records; (5) emergency medical services; (6) motorcycle safety; (7) pedestrian and bicycle safety; (8) speed control; and (9) roadway safety. At least 40% of grant funds must be spent by local governments.

Formula Description: Funds are allocated based 75% on population and 25% on public road mileage. States must contribute at least 20% of program costs.

Account Identification: 69-8016-0-7-401

Outlays to Illinois:	<i>(\$ in thousands)</i>		
	FY 2014	FY 2015	FY 2016
	\$8,469	\$9,119	\$9,119

State Trust Fund: 011 - Road Fund

State Programs Supported	Pop. Served	Area
• Highway Safety – Section 402	General	Statewide

**20.614 NATIONAL HIGHWAY TRAFFIC SAFETY ADMINISTRATION (NHTSA)
DISCRETIONARY SAFETY GRANTS**

Program Description: The program provides grants to states to conduct research, development, training, and education on transportation safety and related issues. Funds may be used only for listed purposes.

Formula Description: This program has no statutory formula or matching requirements.

Account Identification: 69-0650-0-1-401

Outlays to Illinois:	<i>(\$ in thousands)</i>		
	FY 2014	FY 2015	FY 2016
	\$110	\$110	\$110

State Trust Fund: 011 - Road Fund

State Programs Supported	Pop. Served	Area
• Fatality Accident Reporting Systems	General	Statewide

20.616 NATIONAL PRIORITY SAFETY PROGRAMS

Program Description: The program provides funds to encourage states to address national priorities for reducing highway deaths and injuries through occupant protection programs, improvements to state traffic safety information systems, impaired driving countermeasures, passage of laws to reduce distracted driving, implementation of motorcyclist safety programs, and implementation of graduated driver licensing laws.

Formula Description: The federal share may not exceed 80% of the total. A maintenance of effort is required.

Account Identification: 69-8020-0-7-401

Outlays to Illinois:	<i>(\$ in thousands)</i>		
	FY 2014	FY 2015	FY 2016
	\$10,207	\$9,479	\$9,479

State Trust Fund: 011 - Road Fund

State Programs Supported	Pop. Served	Area
<ul style="list-style-type: none"> Data Program, Impaired Driving Law, Motorcycle Programs, and Occupant Protection 	General	Statewide

DEPARTMENT OF VETERANS' AFFAIRS

14.235 SUPPORTIVE HOUSING PROGRAM

Program Description: The program provides funds to promote the development of supportive housing and services that help homeless persons transition from homelessness and allow them to live as independently as possible. Funds may be used for transitional, supportive, or permanent housing; safe havens for homeless individuals with serious mental illness; and other support services. Eight specific uses are listed, including buying, rehabilitating, or building businesses; operating programs; or implementing a management information system. Up to 5% may be used for administrative costs.

Formula Description: This program has no statutory formula. States must contribute 20% of support service costs, 25% of total operating costs, or 20% of total information systems costs.

Account Identification: 86-0192-0-1-604

Outlays to Illinois:	<i>(\$ in thousands)</i>		
	FY 2014	FY 2015	FY 2016
	\$122	\$120	\$126

State Trust Fund: 897 - Veterans' Affairs Federal Projects Fund

State Programs Supported	Pop. Served	Area
<ul style="list-style-type: none"> Manteno Homeless Veterans Program 	16	Statewide

64.014 VETERANS STATE DOMICILIARY CARE

Program Description: The program provides funding to states for shelter, sustenance, and incidental medical care to eligible veterans in state veterans' homes that meet the standards set by the U.S. Secretary of Veterans Affairs.

Formula Description: For each veteran provided domiciliary care, formula payments to the state are \$33.01 per diem or one-half of the cost of care, whichever is less.

Account Identification: 36-0160-0-1-703

Outlays to Illinois:	<i>(\$ in thousands)</i>		
	FY 2014	FY 2015	FY 2016
	\$384	\$430	\$425

State Trust Fund: 273 - Anna Veterans Home Fund
619 - Quincy Veterans Home Fund

State Programs Supported	Pop. Served	Area
• Illinois Veterans' Home at Anna	9	Statewide
• Illinois Veterans' Home at Quincy	16	Statewide

64.015 VETERANS STATE NURSING HOME CARE

Program Description: The program provides funds to states for nursing home care to eligible veterans in state veterans' homes that meet the standards set by the U.S. Secretary of Veterans Affairs.

Formula Description: For each veteran provided nursing home care, formula payments to the state are \$71.42 per diem or one-half of the cost of care, whichever is less.

Account Identification: 36-0160-0-1-703

Outlays to Illinois:	<i>(\$ in thousands)</i>		
	FY 2014	FY 2015	FY 2016
	\$34,887	\$37,248	\$37,264

State Trust Fund: 272 - LaSalle Veterans Home Fund
 273 - Anna Veterans Home Fund
 619 - Quincy Veterans Home Fund
 980 - Manteno Veterans Home Fund

State Programs Supported	Pop. Served	Area
• Illinois Veterans' Home at Anna	47	Statewide
• Illinois Veterans' Home at LaSalle	180	Statewide
• Illinois Veterans' Home at Manteno	277	Statewide
• Illinois Veterans' Home at Quincy	330	Statewide

64.124 ALL-VOLUNTEER FORCE EDUCATIONAL ASSISTANCE

Program Description: The program is designed to help service members readjust to civilian life by providing them with a variety of education and training options.

Formula Description: This program has no statutory formula or matching requirements.

Account Identification: 36-0137-0-1-702

Outlays to Illinois:	<i>(\$ in thousands)</i>		
	FY 2014	FY 2015	FY 2016
	\$1,392	\$1,597	\$994

State Trust Fund: 447 - GI Education Fund

State Programs Supported	Pop. Served	Area
• Illinois State Approving Agency	874,387	Statewide

ILLINOIS ARTS COUNCIL

45.025 PROMOTION OF THE ARTS—PARTNERSHIP AGREEMENTS

Program Description: This program is designed to foster partnerships with state and regional arts agencies to advance the mission of the National Endowment of the Arts. It supports partnership agreements that (1) create opportunities for high-quality art; (2) engage the public in excellent art; (3) provide opportunities for people of all ages to learn about art; (4) use the arts and design to improve community livability; and (5) increase public knowledge about how the arts contribute positively to communities.

Formula Description: Funds are allocated equally among states with state plans; some funds may be reserved for discretionary projects. States must contribute 50% of total costs.

Account Identification: 59-0100-0-1-503

Outlays to Illinois:	<i>(\$ in thousands)</i>		
	FY 2014	FY 2015	FY 2016
	\$804	\$838	\$842

State Trust Fund: 657 - Illinois Arts Council Federal Grant

State Programs Supported	Pop. Served	Area
• Arts Education	104,298	Statewide
• Basic State Plan	600,981	Statewide
• Challenge America	NA	Statewide
• Folk Arts	NA	Statewide
• Poetry Out Loud	NA	Statewide
• Underserved Communities	185,418	Statewide

COMMERCE COMMISSION

20.320 RAIL LINE RELOCATION AND IMPROVEMENT

Program Description: The program provides financial assistance for rail line rehabilitation, relocation, and improvement projects, including planning activities.

Formula Description: This program has no statutory formula. Recipients must contribute 10% of total project costs.

Account Identification: 69-0716-0-1-401

Outlays to Illinois:	<i>(\$ in thousands)</i>		
	FY 2014	FY 2015	FY 2016
	\$1,948	\$0	\$0

State Trust Fund: 379 - ICC Federal Grants Trust Fund

State Programs Supported	Pop. Served	Area
• Rail Line Relocation & Improvement	General	Statewide

20.700 PIPELINE SAFETY PROGRAM BASE GRANT

Program Description: The program is designed to develop and maintain state natural gas, liquefied natural gas, and hazardous liquid pipeline safety programs. Eligible activities include inspection and testing of gas pipelines, as well as related travel, training, and research.

Formula Description: Funds are awarded based 50% on the previous year’s activities, and 50% on the U.S. Department of Transportation’s annual evaluation of each state’s program. There is no matching requirement.

Account Identification: 69-5172-0-2-407

Outlays to Illinois:	<i>(\$ in thousands)</i>		
	FY 2014	FY 2015	FY 2016
	\$1,747	\$1,902	\$2,279

State Trust Fund: 059 - Public Utility Fund

State Programs Supported	Pop. Served	Area
• Gas Pipeline Safety	General	Statewide

20.721 PHMSA PIPELINE SAFETY PROGRAM ONE-CALL GRANT

Program Description: The program provides project grants for programs that promote pipeline damage prevention, including changes to state underground damage prevention laws, related compliance activities, training, and public education.

Formula Description: This program has no statutory formula or matching requirements.

Account Identification: 69-5172-0-2-407

Outlays to Illinois:	<i>(\$ in thousands)</i>		
	FY 2014	FY 2015	FY 2016
	\$45	\$0	\$60

State Trust Fund: 059 - Public Utility Fund

State Programs Supported	Pop. Served	Area
• One-Call Enforcement Program	General	Statewide

COMMUNITY COLLEGE BOARD

84.002 ADULT EDUCATION—BASIC GRANTS TO STATES

Program Description: The program is designed to improve educational opportunities for adults by encouraging the establishment of adult education programs that provide basic educational skills necessary for literate functioning. Such programs should allow adults to complete secondary school, or benefit from job training and retraining in order to obtain unsubsidized employment.

Formula Description: A base amount of \$250,000 is provided for each state. Remaining funds are allocated based on the number of individuals in each state who are over 16 years old without a high school diploma and not enrolled or required to be enrolled in secondary school. Each state is guaranteed at least 90% of the previous year's award. States must provide 25% of program costs, and a maintenance of effort is required.

Account Identification: 91-0400-0-1-501

Outlays to Illinois:	(\$ in thousands)		
	FY 2014	FY 2015	FY 2016
	\$20,188	\$20,056	\$20,462

State Trust Fund: 692 - CCB Adult Education

State Programs Supported	Pop. Served	Area
• Adult Education Grants	87,553	Statewide

84.048 CAREER AND TECHNICAL EDUCATION—BASIC GRANTS TO STATES

Program Description: The program provides grants to help local agencies develop the academic, vocational, and technical skills of secondary and postsecondary students who enroll in vocational and technical programs. Up to 5% of the award (or \$250,000, whichever is greater) may be used for administration. Funds must supplement, not supplant, other funds for academic and career education.

Formula Description: Funds are distributed based on each state's population in three age groups (15-19, 20-24, and 25-65) and per capita income. The formula includes a minimum allocation and a hold-harmless provision based on 1998 awards. There is no matching requirement, but states must contribute half of administrative costs.

Account Identification: 91-0400-0-1-501

Outlays to Illinois:	(\$ in thousands)		
	FY 2014	FY 2015	FY 2016
	\$15,580	\$16,217	\$16,119

State Trust Fund: 772 - Career and Technical Education

State Programs Supported	Pop. Served	Area
• Career and Technical Education Programs	172,630	Statewide

COUNCIL ON DEVELOPMENTAL DISABILITIES

93.630 DEVELOPMENTAL DISABILITIES BASIC SUPPORT AND ADVOCACY GRANTS

Program Description: The program provides grants to states to better meet the needs of individuals with developmental disabilities by building capacity and refocusing existing services for individuals with developmental disabilities. Funds may also be used to support a system that can pursue legal and other remedies to protect the rights of individuals with disabilities. Up to 5% of grant funds (or \$50,000, whichever is less) may be used for administrative costs.

Formula Description: Funds are awarded based on population, need for services, and financial needs of the states. Some parts of the grant require a 25% match; others require no match.

Account Identification: 75-1536-0-1-506

Outlays to Illinois:	<i>(\$ in thousands)</i>		
	FY 2014	FY 2015	FY 2016
	\$2,482	\$2,591	\$2,593

State Trust Fund: 131 - Illinois Council on Developmental Disabilities Fund

State Programs Supported	Pop. Served	Area
• Five-Year State Plan	NA	Statewide

COURT OF CLAIMS

16.576 CRIME VICTIM COMPENSATION

Program Description: The program provides funds for qualified state programs that compensate victims and survivors of criminal violence, including drunk driving and domestic violence. Up to 5% may be used for administration and training. Funds must supplement, not supplant, other state funds for victim compensation.

Formula Description: This program has no matching requirements.

Account Identification: 15-5041-0-2-754

Outlays to Illinois:	<i>(\$ in thousands)</i>		
	FY 2014	FY 2015	FY 2016
	\$4,818	\$4,039	\$3,595

State Trust Fund: 434 - Court of Claims Administration and Grant Fund
687 - Court of Claims Federal Grant

State Programs Supported	Pop. Served	Area
• Crime Victim Compensation	5,000	Statewide

CRIMINAL JUSTICE INFORMATION AUTHORITY

16.017 SEXUAL ASSAULT SERVICES FORMULA PROGRAM

Program Description: The program provides funds to help states provide support and advocacy services for adult, youth, and child victims of sexual assault. This includes hotline intervention, advocacy, education, and other outreach services.

Formula Description: This program provides formula and project grants; there are no matching requirements.

Account Identification: 15-0409-0-1-754

Outlays to Illinois:	<i>(\$ in thousands)</i>		
	FY 2014	FY 2015	FY 2016
	\$382	\$417	\$417

State Trust Fund: 488 - Criminal Justice Trust Fund

16.550 STATE JUSTICE STATISTICS PROGRAM FOR STATISTICAL ANALYSIS CENTERS

Program Description: The program is designed to: (1) provide financial and technical assistance to state governments regarding the collection, analysis, utilization, and dissemination of justice statistics; and (2) encourage the development of state-level capabilities for collecting statistical information pertaining to crime and providing statistics to the federal government for national compilations.

Formula Description: This program has no statutory formula or matching requirements.

Account Identification: 15-0401-0-1-754

Outlays to Illinois:	<i>(\$ in thousands)</i>		
	FY 2014	FY 2015	FY 2016
	\$78	\$59	\$59

State Trust Fund: 488 - Criminal Justice Trust Fund

State Programs Supported	Pop. Served	Area
• National Sex Offender Registry Program (NSOR)	NA	Statewide

16.575 CRIME VICTIM ASSISTANCE

Program Description: The program provides funds to designated Victims of Crime Act assistance agencies in each state to support victim assistance services. Agencies subgrant funds to organizations that provide services directly to victims. Up to 5% of the grants may be used for administrative and training costs.

Formula Description: Awards are made on the basis of population with a base amount of \$500,000 for each state. There are no matching requirements.

Account Identification: 15-5041-0-2-754

Outlays to Illinois:	<i>(\$ in thousands)</i>		
	FY 2014	FY 2015	FY 2016
	\$16,620	\$17,750	\$77,587

State Trust Fund: 488 - Criminal Justice Trust Fund

State Programs Supported	Pop. Served	Area
• Services to Victims of Convicted Offenders	12,860,000	Statewide
• Statewide Victim Assistance Training	12,860,000	Chicago and Cook County

16.582 CRIME VICTIM ASSISTANCE/DISCRETIONARY GRANTS*

Program Description: The program provides funds to designated Victims of Crime Act agencies, which administer a discretionary grant program and other assistance programs for crime victims with amounts set aside from deposits into the Crime Victims Fund for demonstration projects and training and technical assistance services to eligible crime victim assistance programs. Funds go to the financial support of services to victims of federal crime by eligible crime victim assistance programs. The purpose of the demonstration and training and technical assistance grants is to improve the overall quality of services delivered to crime victims through the provision of training and technical assistance to providers. Of the amount available for training and technical assistance and services to victims of federal crimes, no less than 50% shall be used for demonstration program and training and technical assistance, and not more than 50% for services to victims of federal crimes.

Formula Description: This program has no statutory formula or matching requirements.

Account Identification: 15-5041-0-2-754

Outlays to Illinois:	<i>(\$ in thousands)</i>		
	FY 2014	FY 2015	FY 2016
	\$0	\$0	\$947

State Trust Fund: 488 - Criminal Justice Trust Fund

16.588 VIOLENCE AGAINST WOMEN FORMULA GRANTS

Program Description: The program provides grants to assist governments in developing, implementing, and strengthening a variety of effective law enforcement strategies to prevent and prosecute violent crimes against women, and to develop and strengthen victim services. States must spend 25% of the total funds on prosecution, 25% on law enforcement, 30% on victim services, and 5% on courts.

Formula Description: Funds are allocated based on population with a minimum of \$600,000 per state. States must contribute 25% of program costs.

Account Identification: 15-0409-0-1-754

Outlays to Illinois:	<i>(\$ in thousands)</i>		
	FY 2014	FY 2015	FY 2016
	\$4,391	\$4,961	\$4,961

State Trust Fund: 488 - Criminal Justice Trust Fund

State Programs Supported	Pop. Served	Area
• Female Inmates	12,860,000	Statewide
• Statewide Rape Kit Backlog Relief	12,860,000	Statewide

16.590 GRANTS TO ENCOURAGE ARREST POLICIES AND ENFORCEMENT OF PROTECTION ORDERS PROGRAM

Program Description: The program provides grants for governments, state and local courts (including juvenile courts), tribal courts, and units of local government to treat domestic violence, dating violence, sexual assault, and stalking as serious crimes.

Formula Description: The program has no statutory formula or matching requirements. Applicants are encouraged to contribute to project costs, and a maintenance of effort may be required.

Account Identification: 15-0409-0-1-754

Outlays to Illinois:	<i>(\$ in thousands)</i>		
	FY 2014	FY 2015	FY 2016
	\$0	\$900	\$0

State Trust Fund: 488 - Criminal Justice Trust Fund

State Programs Supported	Pop. Served	Area
• Violence Against Women to Encourage Arrest	1,000	Statewide

16.593 RESIDENTIAL SUBSTANCE ABUSE TREATMENT FOR STATE PRISONERS

Program Description: The program provides grants to help states and local governments develop and implement residential substance abuse programs in correctional facilities. The programs must last between 6 and 12 months; be provided in residential areas set apart from the general correctional population; focus on the substance abuse problems of the inmate; and develop the inmate's social, behavioral, vocational, and cognitive skills to solve the substance abuse and related problems.

Formula Description: Funds are allocated based on each state's ratio of prison population to that of the total prison population of participating states, with a base amount of 0.4% of the total each. States must contribute 25% of project costs.

Account Identification: 15-0404-0-1-754

Outlays to Illinois:	<i>(\$ in thousands)</i>		
	FY 2014	FY 2015	FY 2016
	\$341	\$286	\$288

State Trust Fund: 488 - Criminal Justice Trust Fund

State Programs Supported	Pop. Served	Area
• Substance Abuse Treatment Program	12,860,000	Livingston County

16.609 PROJECT SAFE NEIGHBORHOODS

Program Description: The program provides grants to support state and local programs to prevent crime and violence, specifically gun and gang crimes. It focuses on problem solving, strategic planning, and forming partnerships to improve public safety. Funds may also be used to hire new prosecutors, support investigations, provide training, and develop community outreach.

Formula Description: This program has no statutory formula or matching requirements.

Account Identification: 15-0401-0-1-754

Outlays to Illinois:	<i>(\$ in thousands)</i>		
	FY 2014	FY 2015	FY 2016
	\$500	\$500	\$500

State Trust Fund: 488 - Criminal Justice Trust Fund

State Programs Supported	Pop. Served	Area
• Project Safe Neighborhoods	NA	Northern and central Illinois

16.738 EDWARD BYRNE MEMORIAL JUSTICE ASSISTANCE GRANT PROGRAM

Program Description: The program provides formula and project grants for education and training, technical assistance, and demonstration programs to support all components of the criminal justice system. Purposes include: law enforcement programs; prosecution and court programs; prevention and education programs; corrections and community corrections programs; drug treatment programs; planning, evaluation, and technology improvement programs; and crime victim and witness programs.

Formula Description: Each state has a minimum base allocation with the remaining amount allocated based on population and violent crime statistics. Forty percent of a state's allocation is awarded to eligible units of local government. State allocations are also subject to a mandatory pass-through requirement to local governments, based on the state's crime expenditures. There are no matching requirements, but state and local governments may require a match from sub-grantees.

Account Identification: 15-0404-0-1-754

Outlays to Illinois:	<i>(\$ in thousands)</i>		
	FY 2014	FY 2015	FY 2016
	\$7,335	\$7,340	\$6,412

State Trust Fund: 488 - Criminal Justice Trust Fund

State Programs Supported	Pop. Served	Area
• Community-Based Residential Treatment for Adults	12,860,000	Statewide
• Community-Based Transitional Services for Female Offenders	12,860,000	Statewide
• Crimes Against Seniors	12,860,000	Statewide
• LEADS Upgrade	12,860,000	Statewide
• Systemic Sentencing Issues Appeals Project	12,860,000	Statewide
• Young Offender Re-Entry Program	12,860,000	Statewide

16.742 PAUL COVERDELL FORENSIC SCIENCES IMPROVEMENT GRANT PROGRAM

Program Description: The program provides grants to (1) improve the quality and timeliness of forensic science and medical examiner services; and (2) eliminate backlogs in the analysis of forensic evidence. Funds may be used for personnel, computerization, laboratory equipment, supplies, accreditation, education, training, and certification. Up to 10% may be used for administrative costs.

Formula Description: Seventy-five percent of funds are awarded based on population, and 25% through a competitive process. This program has no matching requirements.

Account Identification: 15-0404-0-1-754

Outlays to Illinois:	<i>(\$ in thousands)</i>		
	FY 2014	FY 2015	FY 2016
	\$268	\$288	\$282

State Trust Fund: 488 - Criminal Justice Trust Fund

State Programs Supported	Pop. Served	Area
• Forensic DNA Lab Improvement Program	12,860,000	Statewide

16.751 EDWARD BYRNE MEMORIAL COMPETITIVE GRANT PROGRAM

Program Description: This program provides project grants to help states implement the requirements of the Sex Offender Registration and Notification Act or effective sex offender management practices. That Act requires states to have a sex offender registry that sex offenders must register with.

Formula Description: This program has no statutory formula or matching requirements.

Account Identification: 15-0404-0-1-754

Outlays to Illinois:	<i>(\$ in thousands)</i>		
	FY 2014	FY 2015	FY 2016
	\$259	\$395	\$360

State Trust Fund: 488 - Criminal Justice Trust Fund

State Programs Supported	Pop. Served	Area
• Prison Rape Elimination Act Audit	12,860,000	Statewide
• SORNA Records Improvement Project	12,860,000	Statewide

16.813 NICS ACT RECORD IMPROVEMENT PROGRAM

Program Description: The program provides funds to states to improve the completeness, automation, and transmittal to state and federal systems of records used by the National Instant Criminal Background Check System including criminal history records, records of felony convictions, warrants, records of protective orders, convictions for misdemeanors involving domestic violence and stalking, and records of mental health adjudications. When automated, these records will reduce delays for law-abiding gun purchasers. Specific purposes, requirements, and incentives or penalties may vary.

Formula Description: This program has no statutory formula or matching requirements.

Account Identification: 15-0401-0-1-754

Outlays to Illinois:	<i>(\$ in thousands)</i>		
	FY 2014	FY 2015	FY 2016
	\$1,500	\$0	\$0

State Trust Fund: 488 - Criminal Justice Trust Fund

State Programs Supported	Pop. Served	Area
• Firearm Owners Identification Program	12,860,000	Statewide

16.820 POSTCONVICTION TESTING OF DNA EVIDENCE TO EXONERATE THE INNOCENT

Program Description: The program provides grants to decrease forensic analysis turnaround time, improve the infrastructure and analysis capacity of public crime laboratories, and decrease DNA casework backlogs.

Formula Description: This program has no statutory formula or matching requirements.

Account Identification: 15-0404-0-1-754

Outlays to Illinois:	<i>(\$ in thousands)</i>		
	FY 2014	FY 2015	FY 2016
	\$333	\$0	\$0

State Trust Fund: 488 - Criminal Justice Trust Fund

State Programs Supported	Pop. Served	Area
• Illinois Innocence Project	12,860,000	Statewide

16.826 VISION 21

Program Description: The program provides grants for (1) tribal assistance for victims of violence, (2) funding and enhancing the provision of direct victim services, and (3) providing funding to the states to address victims’ multiple legal issues through a broad and coordinated community network of “wraparound” pro bono legal services and to help jurisdictions build their technological infrastructure in order to improve provision of services to victims of crime.

Formula Description: This program has no statutory formula or matching requirements.

Account Identification: 15-0404-0-1-121

Outlays to Illinois:	<i>(\$ in thousands)</i>		
	FY 2014	FY 2015	FY 2016
	\$0	\$250	\$0

State Trust Fund: 488 - Criminal Justice Trust Fund

State Programs Supported	Pop. Served	Area
• InfoNet Statewide Case Management Reporting System	12,860,000	Statewide

STATE BOARD OF EDUCATION

10.560 STATE ADMINISTRATIVE EXPENSES FOR CHILD NUTRITION

Program Description: The program provides funds to states for administrative expenses associated with supervising and giving technical assistance to schools and other institutions that conduct child nutrition programs. State agencies that administer the distribution of USDA-donated commodities to schools, or child or adult care institutions, are also eligible for funding.

Formula Description: For the National School Lunch Program, School Breakfast Program, and Special Milk Program, states receive 1% of the total funds used in the state during the second preceding year, with a minimum of \$200,000 or the amount received in federal FY 1981. For the Child and Adult Care Food Program, a sliding grant is based on program and fiscal data. (The Secretary of Agriculture may provide additional funds.) Each state must contribute at least as much as it did in 1977.

Account Identification: 12-3539-0-1-605

Outlays to Illinois:	<i>(\$ in thousands)</i>		
	FY 2014	FY 2015	FY 2016
	\$9,781	\$10,397	\$10,000

State Trust Fund: 410 - ISBE - Federal Department of Agriculture Fund

State Programs Supported	Pop. Served	Area
• Child Nutrition State Admin. Expenses	NA	Statewide

84.010 TITLE I GRANTS TO LOCAL EDUCATIONAL AGENCIES

Program Description: The program provides funds to help schools and local educational agencies meet the needs of children failing, or most at risk of failing. Specific programs that may be supported depend on the types of programs schools offer. Federal funds must supplement, not supplant, local funds.

Formula Description: Basic grants are allocated based on each state’s per-pupil expenditure for education and the number of school-aged children from low-income families. Concentration grants are allocated for agencies having at least 6,500 children from low-income families or a poverty rate of at least 15%. A separate formula also considers state spending on education, including adequacy and distribution. There are no matching requirements, but a maintenance of effort is required.

Account Identification: 91-0900-0-1-501

Outlays to Illinois:	<i>(\$ in thousands)</i>		
	FY 2014	FY 2015	FY 2016
	\$627,985	\$647,221	\$662,714

State Trust Fund: 561 - ISBE - Federal Department of Education Fund

State Programs Supported	Pop. Served	Area
• Title I Grants to LEAs	825 LEAs	LEAs that have a low-income census count

84.011 MIGRANT EDUCATION—STATE GRANT PROGRAM

Program Description: The program is designed to help establish and improve programs that help migratory children meet the state’s performance standards. Funds must supplement, not supplant, other state funds for migrant education.

Formula Description: Each state receives a base amount of its 2002 allocation. Additional funds are allocated based on each state’s per-pupil expenditure and the number of full-time and part-time equivalent migratory students aged 3 to 21 living in the state. The number of migratory students is adjusted to account for the special needs of children who are present for summer programs. The program does not require a state match.

Account Identification: 91-0900-0-1-501

Outlays to Illinois:	<i>(\$ in thousands)</i>		
	FY 2014	FY 2015	FY 2016
	\$1,891	\$1,887	\$1,887

State Trust Fund: 561 - ISBE - Federal Department of Education Fund

State Programs Supported	Pop. Served	Area
• Migrant Education	1,113 students	Children of seasonal and migratory farm workers

84.013 TITLE I STATE AGENCY PROGRAM FOR NEGLECTED AND DELINQUENT CHILDREN AND YOUTH

Program Description: The program provides financial assistance to state agencies to help children and youth in juvenile or adult correctional facilities transition to school or employment when they are released. Funds may not replace state contributions.

Formula Description: Allocations are based on the number of children in state-operated facilities and the state’s average per-pupil education expenditure. A state match is not required; but a maintenance of effort is required.

Account Identification: 91-0900-0-1-501

Outlays to Illinois:	<i>(\$ in thousands)</i>		
	FY 2014	FY 2015	FY 2016
	\$1,598	\$1,213	\$640

State Trust Fund: 561 - ISBE - Federal Department of Education Fund

State Programs Supported	Pop. Served	Area
• Title I Neglected/Delinquent Children	1,000 students	Statewide

84.027 SPECIAL EDUCATION—GRANTS TO STATES

Program Description: The program provides grants to assist states in providing free, appropriate educational services to all children with disabilities. Most funds are distributed to local educational agencies directly serving children.

Formula Description: States receive a base amount equal to allocations in 1999. Additional funds are awarded based 85% on the number of children with disabilities and 15% on the number of children with disabilities that live in poverty. There are no matching requirements, but a maintenance of effort is required.

Account Identification: 91-0300-0-1-501

Outlays to Illinois:	<i>(\$ in thousands)</i>		
	FY 2014	FY 2015	FY 2016
	\$479,681	\$499,270	\$499,483

State Trust Fund: 561 - ISBE - Federal Department of Education Fund

State Programs Supported	Pop. Served	Area
• IDEA—Special Education Grants to States	288,400 students with disabilities 149 school districts	Statewide

84.048 CAREER AND TECHNICAL EDUCATION—BASIC GRANTS TO STATES

Program Description: The program provides grants to help local agencies develop the academic, vocational, and technical skills of secondary and postsecondary students who enroll in vocational and technical programs. Up to 5% of the award (or \$250,000, whichever is greater) may be used for administration. Funds must supplement, not supplant, other funds for academic and career education.

Formula Description: Funds are distributed based on each state’s population in three age groups (15-19, 20-24, and 25-65) and per capita income. The formula includes a minimum allocation and a hold-harmless provision based on 1998 awards. There are no matching requirements, but states must contribute half of administrative costs.

Account Identification: 91-0400-0-1-501

	<i>(\$ in thousands)</i>		
Outlays to Illinois:	FY 2014	FY 2015	FY 2016
	\$38,934	\$40,519	\$40,276

State Trust Fund: 561 - ISBE - Federal Department of Education Fund

<u>State Programs Supported</u>	<u>Pop. Served</u>	<u>Area</u>
• Vocational Education – Basic	438,584 students	Statewide

84.144 MIGRANT EDUCATION—COORDINATION PROGRAM

Program Description: The program provides grants to encourage the interstate and intrastate coordination of education for migratory children, including consortium arrangements. The goal is to reduce administrative costs of state educational agencies (SEAs) receiving Title I Migrant Education Program funds.

Formula Description: Coordination grants have no statutory formula. Consortium incentive grants are based on the amount of migrant education funds an SEA can redirect from administration to direct services as the result of consortium participation. There are no matching requirements.

Account Identification: 91-0900-0-1-501

	<i>(\$ in thousands)</i>		
Outlays to Illinois:	FY 2014	FY 2015	FY 2016
	\$60	\$60	\$60

State Trust Fund: 561 - ISBE - Federal Department of Education Fund

<u>State Programs Supported</u>	<u>Pop. Served</u>	<u>Area</u>
• Migrant Education – Coordination Program/MEP Inc. Grant	1,919 students	Statewide

84.173 SPECIAL EDUCATION—PRESCHOOL GRANTS

Program Description: The program provides funding to help states provide special education and related services to children with disabilities aged 3 to 5. Preschool grants are designed to supplement other funds available for these programs.

Formula Description: States receive a base amount equal to 1997 allocations. Additional funds are allocated based 85% on the number of children aged 3 to 5 and 15% on the number of these children living in poverty. There are minimum and maximum allocations. No state match is required, but a maintenance of effort is required.

Account Identification: 91-0300-0-1-501

Outlays to Illinois:	<i>(\$ in thousands)</i>		
	FY 2014	FY 2015	FY 2016
	\$16,488	\$16,488	\$16,488

State Trust Fund: 561 - ISBE - Federal Department of Education Fund

State Programs Supported	Pop. Served	Area
• Special Education – Preschool Grants	37,400 preschoolers 137 school districts	Statewide

84.196 EDUCATION FOR HOMELESS CHILDREN AND YOUTH

Program Description: The program funds programs that enable homeless children and youth to enroll, attend, and succeed in school. Funds may be used to establish or designate an office to coordinate the education of homeless children and youth; to develop and carry out a state plan to educate these children; to develop and implement programs for school personnel to heighten awareness of specific problems of homeless children and youth; and to provide grants to local educational agencies.

Formula Description: Allocations are based on the ratio of funds received for improving the academic achievement of disadvantaged students, with a minimum for each state of \$150,000, 0.25% of the total, or the amount received in 2001. No match is required.

Account Identification: 91-1000-0-1-501

Outlays to Illinois:	<i>(\$ in thousands)</i>		
	FY 2014	FY 2015	FY 2016
	\$2,858	\$2,924	\$2,834

State Trust Fund: 561 - ISBE - Federal Department of Education Fund

State Programs Supported	Pop. Served	Area
• Education for Homeless Children	55,000 children Pre-K–12 th grade	Statewide

84.287 TWENTY-FIRST CENTURY COMMUNITY LEARNING CENTERS

Program Description: The program provides grants to create community learning centers that offer academic enrichment opportunities for children, particularly those who attend high-poverty and low-performing schools. The program is designed to help students meet state and local standards in reading and math, to offer students a broad array of other enrichment activities, and to provide literacy and other educational services to families of participating children.

Formula Description: Funding is based on allocations for local educational agencies in the previous year. No state receives less than 0.5% of total funds. A maintenance of effort is required.

Account Identification: 91-1000-0-1-501

Outlays to Illinois:	<i>(\$ in thousands)</i>		
	FY 2014	FY 2015	FY 2016
	\$47,224	\$52,084	\$50,809

State Trust Fund: 561 - ISBE - Federal Department of Education Fund

State Programs Supported	Pop. Served	Area
• Twenty-First Century Community Learning Centers	147 grantees 558 sites	Statewide

84.323 SPECIAL EDUCATION—STATE PERSONNEL DEVELOPMENT

Program Description: The program is designed to help states improve their systems for preparation and professional development of teachers to improve educational and transitional results for children with disabilities. At least 90% of grant funds must be spent on professional development, including recruitment and retention of highly qualified teachers. Remaining funds may be used to reform certification and licensing requirements, or for programs that provide alternative certification routes.

Formula Description: This program has no statutory formula or matching requirements.

Account Identification: 91-0300-0-1-500

Outlays to Illinois:	<i>(\$ in thousands)</i>		
	FY 2014	FY 2015	FY 2016
	\$1,975	\$1,975	\$1,746

State Trust Fund: 561 - ISBE - Federal Department of Education Fund

State Programs Supported	Pop. Served	Area
• State Improvement Grants (IDEA)	90 external coaches 87 districts	Statewide

84.326 SPECIAL EDUCATION—TECHNICAL ASSISTANCE AND DISSEMINATION TO IMPROVE SERVICES AND RESULTS FOR CHILDREN WITH DISABILITIES

Program Description: The program provides technical assistance, supports demonstration projects, and helps disseminate information to improve academic achievement for children with disabilities with scientifically based research.

Formula Description: The program has no statutory formula, but grants may require cost sharing.

Account Identification: 91-0300-0-1-501

Outlays to Illinois:	<i>(\$ in thousands)</i>		
	FY 2014	FY 2015	FY 2016
	\$335	\$335	\$335

State Trust Fund: 561 - ISBE - Federal Department of Education Fund

State Programs Supported	Pop. Served	Area
• Deaf/Blind Centers	439 students	Statewide

84.330 ADVANCED PLACEMENT PROGRAM (ADVANCED PLACEMENT TEST FEE; ADVANCED PLACEMENT INCENTIVE PROGRAM GRANTS)

Program Description: The program provides grants for states, local educational agencies, and national nonprofit organizations to increase access to advanced placement classes and tests for low-income students. Priority is given to funding the part of the program that covers all or part of the test fees for low-income students. Remaining funds are for programs to increase the participation of low-income students in pre-advanced and advanced placement classes.

Formula Description: This program has no statutory formula. A state match is required for AP Incentive Program costs, but not for AP Test Fee Program costs.

Account Identification: 91-0204-0-1-501

Outlays to Illinois:	<i>(\$ in thousands)</i>		
	FY 2014	FY 2015	FY 2016
	\$2,224	\$2,224	\$4,801

State Trust Fund: 561 - ISBE - Federal Department of Education Fund

State Programs Supported	Pop. Served	Area
• Advanced Placement Fee Payment Program	42,655 students	Statewide

84.358 RURAL EDUCATION

Program Description: The program provides grants for a variety of purposes to improve teacher quality and learning in rural schools. Funds must supplement, not supplant, local funds.

Formula Description: Awards are based on the average daily attendance in rural schools and previous allotments. There is no matching requirement.

Account Identification: 91-1000-0-1-501

Outlays to Illinois:	<i>(\$ in thousands)</i>		
	FY 2014	FY 2015	FY 2016
	\$1,228	\$1,177	\$1,451

State Trust Fund: 561 - ISBE - Federal Department of Education Fund

State Programs Supported	Pop. Served	Area
• Rural and Low-Income Schools	54 districts	Statewide

84.365 ENGLISH LANGUAGE ACQUISITION STATE GRANTS

Program Description: The program provides grants to help children who are not proficient in English attain proficiency. This includes helping immigrant children meet the same academic requirements as other children. At least 95% of grant funds must be subgranted to local educational agencies. Remaining funds may be used for administrative and technical assistance costs.

Formula Description: Funds are allocated based on the number of limited-English proficient students and the number of immigrant children in each state. No match is required, but a maintenance of effort is required.

Account Identification: 91-1300-0-1-501

Outlays to Illinois:	<i>(\$ in thousands)</i>		
	FY 2014	FY 2015	FY 2016
	\$26,776	\$27,322	\$26,869

State Trust Fund: 561 - ISBE - Federal Department of Education Fund

State Programs Supported	Pop. Served	Area
• English Language Acquisition – IEP*	4,501 students	Statewide
• English Language Acquisition – LIPLPS+	201,161 students	Statewide

* IEP means Immigrant Education Program.

+ LIPLPS means Language Instructor Program for Limited-English Proficient Students.

84.366 MATHEMATICS AND SCIENCE PARTNERSHIPS

Program Description: The program provides grants to help improve mathematics and science education in elementary and secondary schools. Specific purposes include: encouraging teacher training programs to improve math and science education; treating math and science teacher education as a career-long process; helping math and science teachers improve their skills by meeting with scientists, mathematicians, and engineers; and improving math and science curricula. Funds must be subgranted to partnerships that include the state, a high-need school district, and a college or university.

Formula Description: Funds are awarded based on the number of children aged 5 to 17 who are in families with incomes below the poverty line. There is no matching requirement.

Account Identification: 91-1000-0-1-501

Outlays to Illinois:	<i>(\$ in thousands)</i>		
	FY 2014	FY 2015	FY 2016
	\$5,196	\$5,226	\$5,406

State Trust Fund: 561 - ISBE - Federal Department of Education Fund

State Programs Supported	Pop. Served	Area
• Math and Science Partnerships	19 partnerships 323 teachers	Statewide

84.367 IMPROVING TEACHER QUALITY STATE GRANTS

Program Description: The program provides grants to help increase student academic achievement by improving teacher and principal quality. This may be done through effective recruiting and retention techniques and providing opportunities for professional development. Funds must supplement, not support, other funds for this purpose.

Formula Description: Funds are allocated 65% based on the number of children aged 5 to 17 who reside in the state and whose families fall below the poverty level, and 35% on the total number of children aged 5 to 17 residing in the state. No match is required, but a standard of effort must be maintained.

Account Identification: 91-1000-0-1-501

Outlays to Illinois:	<i>(\$ in thousands)</i>		
	FY 2014	FY 2015	FY 2016
	\$91,706	\$91,488	\$91,137

State Trust Fund: 561 - ISBE - Federal Department of Education Fund

State Programs Supported	Pop. Served	Area
• Teacher Quality	900 projects	Statewide

84.369 GRANTS FOR STATE ASSESSMENTS AND RELATED ACTIVITIES

Program Description: The program provides grants to help states develop and administer school assessment programs. The goal is to ensure that schools are being held accountable for the performance of students.

Formula Description: Each state receives an initial \$3 million, with remaining funds distributed based on each state's relative share of the total population of children aged 5 to 17. No match is required.

Account Identification: 91-1000-0-1-501

	<i>(\$ in thousands)</i>		
Outlays to Illinois:	FY 2014	FY 2015	FY 2016
	\$11,292	\$11,571	\$11,475

State Trust Fund: 561 - ISBE - Federal Department of Education Fund

State Programs Supported	Pop. Served	Area
• Title VI State Assessments	1,500,000 students	Statewide

84.372 STATEWIDE LONGITUDINAL DATA SYSTEMS

Program Description: The program provides funds to states to design, develop, and implement statewide longitudinal data systems that efficiently and accurately collect and use individual student data to improve student academic achievement and close achievement gaps.

Formula Description: This program has no statutory formula or matching requirements.

Account Identification: 91-1100-0-1-503

	<i>(\$ in thousands)</i>		
Outlays to Illinois:	FY 2014	FY 2015	FY 2016
	\$0	\$0	\$1,007

State Trust Fund: 561 - ISBE - Federal Department of Education Fund

State Programs Supported	Pop. Served	Area
• Longitudinal Data System Project	NA	Statewide

84.377 SCHOOL IMPROVEMENT GRANTS

Program Description: The program provides funds to support school improvement activities, including the development and implementation of effective restructuring plans. Up to 5% of funds may be used by states for administration, evaluation, and technical assistance. Funds are subgranted to local schools based on need.

Formula Description: Funds are allocated based on the allocations for several other educational programs. No match is required.

Account Identification: 91-0900-0-1-501

	<i>(\$ in thousands)</i>		
Outlays to Illinois:	FY 2014	FY 2015	FY 2016
	\$22,112	\$21,488	\$23,000

State Trust Fund: 561 - ISBE - Federal Department of Education Fund

State Programs Supported	Pop. Served	Area
• School Improvement Grant	833 Title I districts 2,521 Title I schools	Statewide

84.412 RACE TO THE TOP—EARLY LEARNING CHALLENGE

Program Description: The program rewards states that have made significant progress in achieving equity in teacher distribution; establishing a longitudinal data system; enhancing assessment for English language learners and students with disabilities; and providing effective support for schools identified for corrective action or restructuring. At least 50% must be sub-granted to districts based on Title I allocations.

Formula Description: This program has no statutory formula or matching requirements.

Account Identification: 91-0204-0-1-501

Outlays to Illinois:	<i>(\$ in thousands)</i>		
	FY 2014	FY 2015	FY 2016
	\$50,910	\$0	\$0

State Trust Fund: 561 - Federal Department of Education Fund

State Programs Supported	Pop. Served	Area
• Race to the Top	186,874	Statewide

84.419 PRESCHOOL DEVELOPMENT GRANTS*

Program Description: The program provides grants to support efforts to build, develop, and expand voluntary, high-quality preschool programs.

Formula Description: This program has no statutory formula or matching requirements.

Account Identification: 91-0204-0-1-501

Outlays to Illinois:	<i>(\$ in thousands)</i>		
	FY 2014	FY 2015	FY 2016
	\$0	\$20,000	\$20,000

State Trust Fund: 561 - Federal Department of Education Fund

State Programs Supported	Pop. Served	Area
• Race to the Top – Preschool Development Grant – Expansion	1,740 children	Statewide

STATE BOARD OF ELECTIONS

93.617 VOTING ACCESS FOR INDIVIDUALS WITH DISABILITIES—GRANTS TO STATES

Program Description: The program provides grants to help make polling places accessible to disabled persons. Funds may also be used to train election officials and workers on how best to promote accessibility and privacy at the polls for disabled voters.

Formula Description: This program has no statutory formula or matching requirements.

Account Identification: 75-1536-0-1-506

Outlays to Illinois:	<i>(\$ in thousands)</i>		
	FY 2014	FY 2015	FY 2016
	\$56	\$375	\$510

State Trust Fund: 206 - Help Illinois Vote Fund

State Programs Supported	Pop. Served	Area
<ul style="list-style-type: none">HAVA Section 261 – VAID Assist. Program	Statewide	Statewide

EMERGENCY MANAGEMENT AGENCY

11.549 STATE AND LOCAL IMPLEMENTATION GRANT PROGRAM

Program Description: The program provides grants to help states and other governments identify, plan, and implement the most efficient and effective way to utilize and integrate the infrastructure, equipment, and other architecture associated with the nationwide public safety broadband network to satisfy their wireless communications and data services needs. Funds may be used for coverage, siting, and other needs.

Formula Description: The program has no statutory formula.

Account Identification: 13-0516-0-1-376

Outlays to Illinois:	<i>(\$ in thousands)</i>		
	FY 2014	FY 2015	FY 2016
	\$4,067	\$0	\$0

State Trust Fund: 710 - Homeland Security Emergency Preparedness Fund

State Programs Supported	Pop. Served	Area
<ul style="list-style-type: none">State and Local Implementation Grant Program	NA	Statewide

20.703 INTERAGENCY HAZARDOUS MATERIALS PUBLIC SECTOR TRAINING AND PLANNING GRANTS

Program Description: The program provides grants to assist states in developing and implementing emergency response plans under the Emergency Planning and Community Right-to-Know Act of 1986. Plans should include flow patterns within and among states and the development of a regional hazardous materials response team. Funds may also be used for training public sector employees to respond to accidents and incidents involving hazardous materials.

Formula Description: The program has no statutory formula. States must contribute 20% of total project costs. A maintenance of effort is also required.

Account Identification: 69-5282-0-2-407

Outlays to Illinois:	<i>(\$ in thousands)</i>		
	FY 2014	FY 2015	FY 2016
	\$1,079	\$1,041	\$1,041

State Trust Fund: 497 - Federal Civil Preparedness Administration Fund

State Programs Supported	Pop. Served	Area
<ul style="list-style-type: none"> Hazardous Materials Emergency Preparedness 	NA	Statewide

66.032 STATE INDOOR RADON GRANTS

Program Description: The program provides grants to help states develop and operate programs to reduce radon risks. Funds may be used for such purposes as radon surveys, public information and educational materials, testing, and programs that raise construction standards in high-risk areas. Specific priorities may vary from year to year. No more than 25% of expenditures may be for administration.

Formula Description: This program has no statutory formula. States must provide 25% of program costs in the first year, 40% in the second year, and 50% in the third and subsequent years.

Account Identification: 68-0103-0-1-304

Outlays to Illinois:	<i>(\$ in thousands)</i>		
	FY 2014	FY 2015	FY 2016
	\$1,026	\$360	\$0

State Trust Fund: 191 - Indoor Radon Mitigation Fund

State Programs Supported	Pop. Served	Area
<ul style="list-style-type: none"> Indoor Radon Mitigation 	NA	Statewide

97.008 NONPROFIT SECURITY PROGRAM

Program Description: The program provides funds for security enhancements and activities to nonprofit organizations that are at high risk of terrorist attack and are located within one of the areas eligible under the FY 2014 Urban Areas Security Initiative. The program also seeks to integrate nonprofit preparedness activities with broader state and local efforts and to promote coordination and collaboration in emergency preparedness activities among public and private community representatives and agencies.

Formula Description: This program has no statutory formula or matching requirements.

Account Identification: 70-0560-0-1-754

Outlays to Illinois:	<i>(\$ in thousands)</i>		
	FY 2014	FY 2015	FY 2016
	\$374	\$1,200	\$1,346

State Trust Fund: 710 - Homeland Security Emergency Preparedness Fund

State Programs Supported	Pop. Served	Area
• Urban Area Security Initiative — Nonprofit	NA	Chicago Metro Area

97.029 FLOOD MITIGATION ASSISTANCE*

Program Description: The program is designed to assist states and communities in implementing measures to reduce or eliminate long-term risk of flood damage to buildings, manufactured homes, and other structures insurable under the National Flood Insurance Program. This program promotes implementation of activities designed to reduce injuries, loss of life, and damage and destruction to property from natural hazards.

Formula Description: FEMA may contribute up to 100% of the federal cost share for severe repetitive loss properties or the expected savings to the NFIP for acquisition or relocation activities. FEMA may contribute up to 90% of the federal cost share for repetitive loss properties, and up to 75% of the federal cost share for NFIP-insured properties. The applicant or subapplicant is responsible for the remaining non-federal share of eligible activity costs.

Account Identification: 70-0701-0-1-453

Outlays to Illinois:	<i>(\$ in thousands)</i>		
	FY 2014	FY 2015	FY 2016
	\$0	\$676	\$0

State Trust Fund: 484 - Nuclear Civil Protection Planning Fund

State Programs Supported	Pop. Served	Area
• Flood Mitigation Assistance Program	NA	Lake County

97.036 DISASTER GRANTS—PUBLIC ASSISTANCE (PRESIDENTIALLY DECLARED DISASTERS)

Program Description: The program provides grants to states and local governments after major disasters or emergencies are declared by the President. Following a Presidential declaration, grants may be made for removal of wreckage and debris, performance of emergency protective measures on private and public lands, emergency transportation assistance, emergency communications, and restoration of eligible facilities.

Formula Description: States must provide 25% of project costs.

Account Identification: 70-0702-0-1-453

Outlays to Illinois:	<i>(\$ in thousands)</i>		
	FY 2014	FY 2015	FY 2016
	\$34,463	\$1,789	\$20,000

State Trust Fund: 491 - Federal Aid Disaster Fund

State Programs Supported	Pop. Served	Area
• Public Assistance	NA	Statewide

97.039 HAZARD MITIGATION GRANT

Program Description: The program provides project grants for hazard mitigation planning and actions that substantially reduce the risk of future damage. In addition to being hazard mitigation, projects must meet other eligibility criteria, including cost-effectiveness and compliance with environmental and historic preservation laws.

Formula Description: This program has no statutory allocation formula. States must provide 25% of project costs, which may be cash or in-kind.

Account Identification: 70-0700-0-1-999

Outlays to Illinois:	<i>(\$ in thousands)</i>		
	FY 2014	FY 2015	FY 2016
	\$38,629	\$29,457	\$10,000

State Trust Fund: 491 - Federal Aid Disaster Fund

State Programs Supported	Pop. Served	Area
• Hazard Mitigation	NA	Statewide

97.042 EMERGENCY MANAGEMENT PERFORMANCE GRANTS

Program Description: The program is designed to assist in the development, maintenance, and improvement of comprehensive state and local emergency management systems for disasters, regardless of the cause.

Formula Description: Each state receives a base allocation of 0.75% of total funds; 1% is divided among 4 territories; and remaining funds are allocated based on population. States must provide 50% of project costs.

Account Identification: 70-0519-0-1-999

Outlays to Illinois:	<i>(\$ in thousands)</i>		
	FY 2014	FY 2015	FY 2016
	\$11,076	\$11,005	\$0

State Trust Fund: 710 - Homeland Security Emergency Preparedness Fund

State Programs Supported	Pop. Served	Area
• Emergency Management Performance Grant	NA	Statewide

97.047 PRE-DISASTER MITIGATION

Program Description: The program provides grants for pre-disaster mitigation planning that primarily addresses natural hazards. The program’s focus is on projects designed to reduce the overall risks to populations and structures. Funding is available for such purposes as acquisition or relocation of hazard-prone property for conversion to open space; and structural and non-structural retrofitting of existing buildings for wildfire, seismic, wind, or flood hazards.

Formula Description: There is no statutory formula, but each state receives at least \$575,000, or 1% of the total available funds. No state may receive more than 15% of the total. Projects must have 25% of total costs from non-federal sources, which may be reduced to 10% for impoverished communities.

Account Identification: 70-0508-0-1-402

Outlays to Illinois:	<i>(\$ in thousands)</i>		
	FY 2014	FY 2015	FY 2016
	\$110	\$0	\$0

State Trust Fund: 484 - Nuclear Civil Protection Planning Fund

State Programs Supported	Pop. Served	Area
• Pre-Disaster Mitigation Grant	NA	Statewide

97.067 HOMELAND SECURITY GRANT PROGRAM

Program Description: The program provides funds to help state, local, and tribal governments prepare for, prevent, respond to, and recover from terrorist attacks and other disasters. It has three interconnected grant programs: (1) State Homeland Security Program, to support the implementation of state strategies; (2) Urban Areas Security Initiative, to help address the unique needs of high-threat, high-density urban areas; and (3) Operation Stonegarden, to support cooperation and coordination among local, state, and federal law enforcement agencies in a joint mission to secure U.S. borders with Mexico and Canada.

Formula Description: Funds are awarded based on three factors: minimum amounts required by law; U.S. Department of Homeland Security’s risk methodology; and investment justification, a measure of anticipated effectiveness. At least 80% of funds for state strategies and urban areas must be passed through to local governments. No match is required.

Account Identification: 75-0560-0-1-999

Outlays to Illinois:	<i>(\$ in thousands)</i>		
	FY 2014	FY 2015	FY 2016
	\$81,951	\$85,857	\$85,909

State Trust Fund: 710 - Homeland Security Emergency Preparedness Fund

State Programs Supported	Pop. Served	Area
• State Homeland Security Program	NA	Statewide

ENVIRONMENTAL PROTECTION AGENCY

66.034 SURVEYS, STUDIES, RESEARCH, INVESTIGATIONS, DEMONSTRATIONS, AND SPECIAL PURPOSE ACTIVITIES RELATING TO THE CLEAN AIR ACT

Program Description: The program provides grants to support research and demonstrations relating to the causes, effects, and prevention of air pollution. Projects should focus on addressing environmental justice. Specific priorities may vary from year to year.

Formula Description: This program has no statutory formula or general matching requirement. However, cost sharing may be required for some funds.

Account Identification: 68-0103-0-1-304; 68-0107-0-1-304; 68-1810-0-1-304

Outlays to Illinois:	<i>(\$ in thousands)</i>		
	FY 2014	FY 2015	FY 2016
	\$226	\$398	\$198

State Trust Fund: 065 - Environmental Protection Fund

State Programs Supported	Pop. Served	Area
• Biowatch	12,860,000	Statewide
• National Air Toxics Trends System	12,860,000	Northbrook
• Near Road Implementation	12,860,000	Statewide
• Particulate Matter 2.5 Monitoring Network	12,860,000	Statewide

66.040 STATE CLEAN DIESEL GRANT PROGRAM

Program Description: The program provides funds for states to develop and implement grant and low-cost revolving loan programs appropriate to the diesel emission reduction needs and goals of the states. Projects should focus on addressing environmental justice. Specific priorities and requirements may vary from year to year.

Formula Description: Each qualifying state receives 2% of the total available funds; remaining funds are allocated based on the population of the qualifying states. There is no matching requirement, but states can increase federal awards by matching grant funds.

Account Identification: 68-0103-0-1-304

Outlays to Illinois:	<i>(\$ in thousands)</i>		
	FY 2014	FY 2015	FY 2016
	\$140	\$160	\$253

State Trust Fund: 065 - Environmental Protection Fund

State Programs Supported	Pop. Served	Area
• State Clean Diesel Grant Program	12,860,000	Statewide

66.419 WATER POLLUTION CONTROL STATE, INTERSTATE, AND TRIBAL PROGRAM SUPPORT

Program Description: The program helps states and interstate agencies establish and maintain adequate measures for the prevention and abatement of surface and groundwater pollution. Funded activities include water quality planning and monitoring, setting standards, assessments, permitting, studying pollution control, and providing surveillance and enforcement. Specific priorities vary from year to year. Funds cannot be used for construction, operation, or maintenance of waste treatment plants.

Formula Description: Funds are allocated based on the extent of pollution problems in states, using at least 6 variables.

Account Identification: 68-0103-0-1-304

Outlays to Illinois:	<i>(\$ in thousands)</i>		
	FY 2014	FY 2015	FY 2016
	\$259	\$160	\$0

State Trust Fund: 065 - Environmental Protection Fund

State Programs Supported	Pop. Served	Area
• 106 Monitoring Strategies	12,860,000	Statewide

66.454 WATER QUALITY MANAGEMENT PLANNING

Program Description: The program helps states, regional planning organizations, and interstate organizations carry out water quality management planning. Specific priorities may vary from year to year. At least 40% of funds must be passed through to regional and interstate organizations unless approved by the U.S. Environmental Protection Agency.

Formula Description: States are allocated at least 1% of the amount available for construction grants, or \$100,000, whichever is greater, for water quality management planning grants. Remaining funds are granted competitively. No match is required.

Account Identification: 68-0102-0-1-304; 68-0103-0-1-304

Outlays to Illinois:	<i>(\$ in thousands)</i>		
	FY 2014	FY 2015	FY 2016
	\$610	\$641	\$641

State Trust Fund: 065 - Environmental Protection Fund

State Programs Supported	Pop. Served	Area
• Water Quality Management for 205(j)	12,860,000	Statewide

66.458 CAPITALIZATION GRANTS FOR CLEAN WATER STATE REVOLVING FUNDS

Program Description: The program provides grants for the creation of state revolving funds to provide financing for wastewater treatment facilities and other water quality management activities. Up to 4% of the grant may be used for administration. Specific priorities may vary from year to year.

Formula Description: Funds are awarded based on a table of decimal fractions in Section 205(c)(3) of the federal Clean Water Act. The required state match is 20%.

Account Identification: 68-0102-0-1-304; 68-0103-0-1-304

Outlays to Illinois:	<i>(\$ in thousands)</i>		
	FY 2014	FY 2015	FY 2016
	\$60,062	\$63,316	\$62,812

State Trust Fund: 270 - Water Revolving Fund

State Programs Supported	Pop. Served	Area
• Wastewater Capitalization State Revolving Funds	12,860,000	Statewide

66.460 NONPOINT SOURCE IMPLEMENTATION GRANTS

Program Description: The program provides funds to carry out nonpoint source pollution management programs approved by the U.S. Environmental Protection Agency. Specific priorities and requirements may vary from year to year.

Formula Description: Funds are allocated by a formula that provides a base amount to each state; remaining funds are allocated based on 10 weighted variables. States must contribute 40% of project costs and maintain a standard of effort.

Account Identification: 68-0103-0-1-304

Outlays to Illinois:	<i>(\$ in thousands)</i>		
	FY 2014	FY 2015	FY 2016
	\$9,435	\$0	\$0

State Trust Fund: 065 - Environmental Protection Fund

State Programs Supported	Pop. Served	Area
• Nonpoint Source Management Section 319 TMDL Development	12,860,000	Statewide

66.468 CAPITALIZATION GRANTS FOR DRINKING WATER STATE REVOLVING FUNDS

Program Description: The program provides grants for the creation of state revolving funds for drinking water infrastructure to achieve or maintain compliance with federal requirements. Up to 4% of funds may be used for administration. Specific priorities may vary from year to year.

Formula Description: State allotments are based on the proportional share of a state’s needs, identified by the most recent drinking water needs survey (conducted every 4 years). Each state receives at least 1% of the total allotment. The required state match is 20%. States must also provide a match or demonstrate a credit for certain state-funded activities that are eligible for federal funding.

Account Identification: 68-0102-0-1-304; 68-0103-0-1-304

Outlays to Illinois:	<i>(\$ in thousands)</i>		
	FY 2014	FY 2015	FY 2016
	\$31,466	\$36,816	\$36,393

State Trust Fund: 270 - Water Revolving Fund

State Programs Supported	Pop. Served	Area
• Drinking Water Capitalization State Revolving Fund	12,860,000	Statewide

66.605 PERFORMANCE PARTNERSHIP GRANTS

Program Description: The program provides modified block grants to states and tribes to address multiple environmental priorities. Performance Partnership Grants allow states to reduce administrative costs, direct resources to the highest priority problems, and support cross-media approaches and initiatives by combining any of the 20 eligible categorical grants into a single budget. The ongoing goals of the program are strengthening partnerships; providing flexibility to states, tribes, and interstate agencies; linking activities with goals and outcomes; fostering innovative approaches; and providing savings by streamlining administrative requirements.

Formula Description: Allocations consist of the cumulative allocations for categorical grants included in the program. Recipients calculate a single cost share based on the match or maintenance of effort requirements of the categorical grants included.

Account Identification: 68-0103-0-1-304

Outlays to Illinois:	<i>(\$ in thousands)</i>		
	FY 2014	FY 2015	FY 2016
	\$28,276	\$19,933	\$0

State Trust Fund: 065 - Environmental Protection Fund

State Programs Supported	Pop. Served	Area
• Performance Partnership Grant	12,860,000	Statewide

66.802 SUPERFUND STATE, POLITICAL SUBDIVISION, AND INDIAN TRIBE SITE-SPECIFIC COOPERATIVE AGREEMENTS

Program Description: The program is designed to support state efforts to research, plan, and implement cleanup efforts at hazardous waste sites that pose hazards to human health. Specific priorities may vary from year to year.

Formula Description: This program has no statutory formula. State match requirements vary from 10% of project costs for sites that were privately owned and operated at the time of disposal of hazardous wastes to a minimum of 50% for sites that were publicly operated.

Account Identification: 68-8145-0-1-304

Outlays to Illinois:	<i>(\$ in thousands)</i>		
	FY 2014	FY 2015	FY 2016
	\$1,315	\$1,305	\$680

State Trust Fund: 065 - Environmental Protection Fund

State Programs Supported	Pop. Served	Area
• Alcoa Site	12,860,000	Statewide
• Beloit Corporation Superfund Site	12,860,000	Statewide
• Jennison Wright Superfund Site	12,860,000	Statewide
• Mathiessen & Hegler	12,860,000	Statewide
• Management Assistance	12,860,000	Statewide
• Site Assessment Program	12,860,000	Statewide
• Southeast Rockford – Source Area 4	12,860,000	Statewide
• Southeast Rockford – Source Area 7	12,860,000	Statewide
• Southeast Rockford – Source Areas 9, 10, and 11	12,860,000	Statewide

66.805 LEAKING UNDERGROUND STORAGE TANK TRUST FUND CORRECTIVE ACTION PROGRAM

Program Description: The program provides cooperative agreement funds for state corrective action and enforcement programs that address releases from underground petroleum storage tanks. Specific priorities and requirements may vary from year to year.

Formula Description: Funds are allocated based on each state’s numbers of: registered underground storage tanks, underground storage tank releases, cleanups initiated, and cleanups completed; and the percentage of the population using groundwater for drinking water. States must contribute 10% of project costs.

Account Identification: 68-8153-0-7-304

Outlays to Illinois:	<i>(\$ in thousands)</i>		
	FY 2014	FY 2015	FY 2016
	\$2,250	\$4,500	\$0

State Trust Fund: 065 - Environmental Protection Fund

State Programs Supported	Pop. Served	Area
<ul style="list-style-type: none"> Leaking Underground Storage Tank Program (LUST) 	12,860,000	Statewide

66.809 SUPERFUND STATE AND INDIAN TRIBE CORE PROGRAM COOPERATIVE AGREEMENTS

Program Description: The program provides grants to states for activities that provide a structure for supporting hazardous waste site cleanup, but that are not assignable to a specific site. Examples of funded activities include developing procedures for emergency response and remediation, developing legal authorities and enforcement support, hiring staff to perform these duties, and other activities that support federal-state interactions. Specific priorities may vary from year to year.

Formula Description: This program has no statutory formula. Recipients must contribute 10% of total project costs.

Account Identification: 68-8145-0-1-304

Outlays to Illinois:	<i>(\$ in thousands)</i>		
	FY 2014	FY 2015	FY 2016
	\$113	\$113	\$0

State Trust Fund: 065 - Environmental Protection Fund

State Programs Supported	Pop. Served	Area
<ul style="list-style-type: none"> Superfund Core Cooperative Agreement 	12,860,000	Statewide

66.817 STATE AND TRIBAL RESPONSE PROGRAM GRANTS

Program Description: The program is designed to help states provide financial support for elements of their programs to respond to hazardous substances releases. This may involve establishing or building response program capacity, creating revolving loan funds, or supporting insurance mechanisms. Specific priorities may vary from year to year.

Formula Description: This program has no statutory formula, but uses of prior years' funding are considered when determining awards. In most cases, there is no matching requirement, but states must provide 20% of project costs for creating revolving loan funds for brownfields.

Account Identification: 68-0103-0-1-304

Outlays to Illinois:	<i>(\$ in thousands)</i>		
	FY 2014	FY 2015	FY 2016
	\$1,000	\$1,000	\$964

State Trust Fund: 065 - Environmental Protection Fund

State Programs Supported	Pop. Served	Area
• Brownfield Cleanup Program	12,860,000	Statewide

97.091 HOMELAND SECURITY BIOWATCH PROGRAM

Program Description: The program provides funds and/or property for identifying, countering, or responding to terrorist threats. Assistance may be provided for salaries, equipment, travel, subcontractors, and supporting costs required for technical and other necessary activities. Specific purposes and restrictions may vary by funding notice.

Formula Description: This program has no statutory formula or matching requirements.

Account Identification: 70-0800-0-1-999

Outlays to Illinois:	<i>(\$ in thousands)</i>		
	FY 2014	FY 2015	FY 2016
	\$2,421	\$0	\$1,920

State Trust Fund: 065 - Environmental Protection Fund

State Programs Supported	Pop. Served	Area
• Biowatch Homeland Security	12,860,000	Statewide

STATE FIRE MARSHAL

66.804 UNDERGROUND STORAGE TANK PREVENTION, DETECTION, AND COMPLIANCE PROGRAM

Program Description: The program provides grants to help states develop and implement underground storage tank programs. Specific priorities may vary from year to year.

Formula Description: Funds are allocated based on the number of federally regulated petroleum underground storage tanks and other indicators of state needs. States must contribute 25% of total costs for some projects.

Account Identification: 68-0103-0-1-304; 68-8153-0-7-304

Outlays to Illinois:	<i>(\$ in thousands)</i>		
	FY 2014	FY 2015	FY 2016
	\$1,570	\$0	\$629

State Trust Fund: 580 - Fire Prevention Division Fund

State Programs Supported	Pop. Served	Area
• Underground Storage Tank Program	12,860,000	Statewide

BOARD OF HIGHER EDUCATION

84.367 IMPROVING TEACHER QUALITY STATE GRANTS

Program Description: The program provides grants to help increase student academic achievement by improving teacher and principal quality. This may be done through effective recruiting and retention techniques and providing opportunities for professional development.

Formula Description: Funds are allocated 65% based on the number of children aged 5 to 17 who reside in the state and whose families fall below the poverty level, and 35% on the total number of children aged 5 to 17 residing in the state. No match is required, but a standard of effort must be maintained.

Account Identification: 91-1000-0-1-501

Outlays to Illinois:	<i>(\$ in thousands)</i>		
	FY 2014	FY 2015	FY 2016
	\$2,587	\$2,462	\$0

State Trust Fund: 983 - Board of Higher Education Federal Grants Fund

State Programs Supported	Pop. Served	Area
• Improve Teacher Quality Grant	51,424 students	Statewide

HISTORIC PRESERVATION AGENCY

15.904 HISTORIC PRESERVATION FUND GRANTS-IN-AID

Program Description: The program funds projects to help identify and protect historic properties and to expand the National Register of Historic Places. Funds may be used for state surveys and plans, staff salaries, equipment and material, and travel. Grants may also be used to preserve the cultures of Indian tribes and Alaska Native corporations.

Formula Description: This program has no statutory formula or matching requirements.

Account Identification: 14-5140-0-2-303

Outlays to Illinois:	<i>(\$ in thousands)</i>		
	FY 2014	FY 2015	FY 2016
	\$1,144	\$1,144	\$1,144

State Trust Fund: 538 - Historic Sites Fund

State Programs Supported	Pop. Served	Area
• Historic Preservation Programs	12,860,000	Statewide

HOUSING DEVELOPMENT AUTHORITY

14.103 INTEREST REDUCTION PAYMENTS—RENTAL AND COOPERATIVE HOUSING FOR LOWER-INCOME FAMILIES

Program Description: The program provides grants and interest reduction payments to help state and local housing finance authorities provide good quality rental and cooperative housing for low- and moderate-income persons.

Formula Description: This program has no statutory matching requirements, but maintenance of effort is required.

Account Identification: 86-0334-0-1-604; 86-0335-0-1-999

Outlays to Illinois:	(\$ in thousands)		
	FY 2014	FY 2015	FY 2016
	\$4,143	\$3,398	\$2,353
State Programs Supported	Pop. Served	Area	
• Multifamily Loan Program	11,837	Statewide	

14.239 HOME INVESTMENT PARTNERSHIPS PROGRAM

Program Description: The program is designed to: (1) expand the supply of affordable housing, particularly rental housing, for low-income Americans; (2) strengthen the abilities of state and local governments to design and implement strategies for achieving adequate supplies of decent, affordable housing; (3) provide financial and technical assistance for developing affordable low-income housing; and (4) extend and strengthen partnerships among all levels of government and the private sector, including for-profit and nonprofit organizations, in the production and operation of affordable housing. At least 90% of the funding for rental housing must be for families below 60% of the area median income; remaining funds are for families below 80% of the median. Assistance for home buyers must be for families below 80% of the area median income. Up to 10% may be used for administrative costs.

Formula Description: Funding is based on several variables that show the need for an increased supply of affordable housing for low- and very low-income families. Grants require that 25% of project costs come from non-federal sources; areas in fiscal distress may get full or partial relief from this requirement.

Account Identification: 86-0205-0-1-604

Outlays to Illinois:	(\$ in thousands)		
	FY 2014	FY 2015	FY 2016
	\$12,978	\$11,157	\$11,000
State Trust Fund: 338 - HOME Investment Trust Fund			
State Programs Supported	Pop. Served	Area	
• HOME Program	267	Statewide	

14.856 LOWER-INCOME HOUSING ASSISTANCE PROGRAM—SECTION 8 MODERATE REHABILITATION

Program Description: The program provides housing assistance payments on behalf of eligible tenants to provide decent housing for low-income families at rents they can afford. Families must pay the highest of 30% of monthly adjusted family income, 10% of gross family income, or the portion of welfare assistance designed for housing toward rent.

Formula Description: This program has no statutory matching requirements.

Account Identification: 86-0303-0-1-604

Outlays to Illinois:	<i>(\$ in thousands)</i>		
	FY 2014	FY 2015	FY 2016
	\$129,702	\$115,413	\$112,474

State Programs Supported	Pop. Served	Area
• Multifamily Loan Program	36,064	Statewide

STUDENT ASSISTANCE COMMISSION

16.816 JOHN R. JUSTICE PROSECUTORS AND DEFENDERS INCENTIVE ACT

Program Description: The program provides funds to help state, local, and tribal governments prepare for, prevent, respond to, and recover from terrorist attacks and other disasters. It has three interconnected grant programs: (1) State Homeland Security Program, to support the implementation of state strategies; (2) Urban Areas Security Initiative, to help address the unique needs of high-threat, high-density urban areas; and (3) Operation Stonegarden, to support cooperation and coordination among local, state, and federal law enforcement agencies in a joint mission to secure U.S. borders with Mexico and Canada.

Formula Description: Funds are awarded based on three factors: minimum amounts required by law; U.S. Department of Homeland Security’s risk methodology; and investment justification, a measure of anticipated effectiveness. At least 80% of funds for state strategies and urban areas must be passed through to local governments. No match is required.

Account Identification: 15-0404-0-1-754

Outlays to Illinois:	<i>(\$ in thousands)</i>		
	FY 2014	FY 2015	FY 2016
	\$77	\$38	\$41

State Trust Fund: 701 - Federal Student Incentive Trust Fund

State Programs Supported	Pop. Served	Area
• JRJ Student Loan Repay	82	Statewide

84.032 FEDERAL FAMILY EDUCATION LOAN PROGRAM

Program Description: The program provides educational opportunities to the dependents of certain disabled and deceased veterans.

Formula Description: This program has no statutory formula or matching requirements.

Account Identification: 36-0137-0-1-702

Outlays to Illinois:	<i>(\$ in thousands)</i>		
	FY 2014	FY 2015	FY 2016
	\$195,325	\$157,177	\$141,459

State Trust Fund: 663 - Federal Student Loan Fund
664 - Student Loan Operation Fund

State Programs Supported	Pop. Served	Area
• Illinois Guaranteed Loan Program	80,000	Statewide

84.378 COLLEGE ACCESS CHALLENGE GRANT PROGRAM

Program Description: The program is designed to foster partnerships among federal, state, and local governments and philanthropic organizations by helping fund challenge grants aimed at increasing the number of underrepresented students who enter and remain in postsecondary education. Up to 6% of the funds may be used for administrative costs.

Formula Description: Funds are awarded based on the state's population, aged 5 to 17 and 15 to 44, living below the poverty line. No state receives less than 1% of the funds appropriated for a fiscal year. States must provide at least 1/3 of the project costs and maintain a standard of effort.

Account Identification: 91-0201-0-1-502

Outlays to Illinois:	<i>(\$ in thousands)</i>		
	FY 2014	FY 2015	FY 2016
	\$4,474	\$0	\$0

State Trust Fund: 701 - Federal Student Incentive Trust Fund

State Programs Supported	Pop. Served	Area
• College Outreach	80,000	Statewide

APPENDIX A

**DIRECT FEDERAL AID TO ILLINOIS STATE AGENCIES
FYs 2014–2016**

Appendix A: Direct Federal Aid to Illinois State Agencies, FYs 2014-2016 (dollars in thousands)

Agencies *FY 2014* *FY 2015* *FY 2016* *\$ Change
FY 2015-2016 **

Judicial Agencies

Supreme Court \$895 \$888 \$0 (\$888)

Elected Officers

Attorney General \$414 \$414 \$413 (\$1)
 Secretary of State \$5,664 \$6,137 \$5,451 (\$686)

Code Agencies

Department on Aging \$63,238 \$60,765 \$60,688 (\$77)
 Department of Agriculture \$8,811 \$8,826 \$9,742 \$916
 Department of Children and Family Services \$314,830 \$315,874 \$338,938 \$23,064
 Department of Commerce and Economic Opportunity \$413,786 \$422,038 \$399,451 (\$22,587)
 Department of Corrections \$3,975 \$4,725 \$1,000 (\$3,725)
 Department of Employment Security \$204,163 \$195,984 \$192,641 (\$3,343)
 Department of Healthcare and Family Services \$9,538,504 \$10,738,703 \$11,552,373 \$813,670
 Department of Human Rights \$2,445 \$2,777 \$2,516 (\$261)
 Department of Human Services \$1,760,903 \$1,565,592 \$1,488,025 (\$77,567)
 Department of Insurance^A \$0 \$10,089 \$0 (\$10,089)
 Department of Labor \$2,911 \$3,421 \$3,421 \$0
 Liquor Control Commission \$937 \$842 \$324 (\$518)
 Department of Military Affairs \$38,070 \$44,428 \$46,531 \$2,103
 Department of Natural Resources \$49,012 \$63,376 \$56,076 (\$7,300)
 Department of Public Health \$261,022 \$132,538 \$213,661 \$81,123
 Department of Revenue \$2 \$0 \$150 \$150
 Department of State Police \$11,672 \$11,745 \$11,078 (\$667)

Appendix A: Direct Federal Aid to Illinois State Agencies, FYs 2014-2016 (dollars in thousands) (cont'd)

<i>Agencies</i>	<i>FY 2014</i>	<i>FY 2015</i>	<i>FY 2016</i>	<i>\$ Change FY 2015-2016 *</i>
Code Agencies (cont'd)				
Department of Transportation	\$1,573,253	\$1,075,693	\$1,537,232	\$461,539
Department of Veterans' Affairs	\$36,785	\$39,395	\$38,809	(\$586)
<i>Other Agencies</i>				
Illinois Arts Council	\$804	\$838	\$842	\$4
Commerce Commission	\$3,740	\$1,902	\$2,339	\$437
Community College Board	\$35,768	\$36,273	\$36,581	\$308
Council on Developmental Disabilities	\$2,482	\$2,591	\$2,593	\$2
Court of Claims	\$4,818	\$4,039	\$3,595	(\$444)
Criminal Justice Information Authority	\$32,007	\$33,146	\$91,813	\$58,667
State Board of Education	\$1,440,254	\$1,454,869	\$1,472,418	\$17,549
State Board of Elections	\$56	\$375	\$510	\$135
Emergency Management Agency	\$172,775	\$131,385	\$118,296	(\$13,089)
Environmental Protection Agency	\$137,573	\$128,342	\$103,861	(\$24,481)
State Fire Marshal	\$1,570	\$0	\$629	\$629
Board of Higher Education	\$2,587	\$2,462	\$0	(\$2,462)
Historic Preservation Agency	\$1,144	\$1,144	\$1,144	\$0
Housing Development Authority	\$146,823	\$129,968	\$125,827	(\$4,141)
Student Assistance Commission	\$199,876	\$157,215	\$141,500	(\$15,715)
GRAND TOTALS	\$16,473,569	\$16,788,799	\$18,060,468	\$1,271,669

Source: Information provided by agency responses to a survey from the Legislative Research Unit, as of January 26, 2016.

Δ New agency (agency reporting receipt of federal funds for the first time) in this edition of Federal Funds to State Agencies.

* Figures in parentheses indicate a decrease in funds from FY 2015 to FY 2016.

APPENDIX B

**DIRECT FEDERAL AID TO ILLINOIS STATE AGENCIES BY PROGRAM
FYs 2014–2016**

Appendix B: Direct Federal Aid to Illinois State Agencies by Program, FYs 2014-2016 (dollars in thousands)

Programs *FY 2014* *FY 2015* *FY 2016* *\$ Change
FY 2015-FY 2016*

Judicial Agencies

Supreme Court				
93.586	State Court Improvement Program	\$895	\$888	\$0 (\$888)
Agency Total		\$895	\$888	\$0 (\$888)

Elected Officers

Attorney General				
16.543	Missing Children's Assistance	\$414	\$414	\$413 (\$1)
Agency Total		\$414	\$414	\$413 (\$1)

Secretary of State

45.310	Grants to States	\$5,664	\$5,537	\$5,451 (\$86)
45.312	National Leadership Grants	\$0	\$100	\$0 (\$100)
45.313	Laura Bush 21st Century Librarian Program	\$0	\$500	\$0 (\$500)
Agency Total		\$5,664	\$6,137	\$5,451 (\$686)

Code Agencies

Department on Aging				
10.555	National School Lunch Program	\$1,800	\$1,800	\$1,800 \$0
10.560	State Administrative Expenses for Child Nutrition	\$134	\$134	\$134 \$0
17.235	Senior Community Service Employment Program	\$3,303	\$3,361	\$3,361 \$0
93.041	Special Programs for the Aging--Title VII, Chapter 3--Programs for Prevention of Elder Abuse, Neglect, and Exploitation	\$197	\$197	\$197 \$0

Appendix B: Direct Federal Aid to Illinois State Agencies by Program, FYs 2014–2016 (dollars in thousands) (cont'd)

<i>Programs</i>	<i>FY 2014</i>	<i>FY 2015</i>	<i>FY 2016</i>	<i>\$ Change FY 2015–FY 2016</i>
93.042	\$593	\$591	\$591	\$0
	Special Programs for the Aging—Title VII, Chapter 2—Long-Term Care Ombudsman Services for Older Individuals			
93.043	\$786	\$786	\$786	\$0
	Special Programs for the Aging—Title III, Part D—Disease Prevention and Health Promotion Services			
93.044	\$14,316	\$14,360	\$14,360	\$0
	Special Programs for the Aging—Title III, Part B—Grants for Supportive Services and Senior Centers			
93.045	\$25,369	\$25,339	\$25,339	\$0
	Special Programs for the Aging—Title III, Part C—Nutrition Services			
93.048	\$386	\$225	\$0	(\$225)
	Special Programs for the Aging—Title IV and Title II—Discretionary Projects			
93.051	\$480	\$160	\$160	\$0
	Alzheimer’s Disease Demonstration Grants to States			
93.052	\$5,473	\$5,435	\$5,435	\$0
	National Family Caregiver Support—Title III, Part E			
93.053	\$6,060	\$6,052	\$6,052	\$0
	Nutrition Services Incentive Program			
93.071	\$820	\$823	\$823	\$0
	Medicare Enrollment Assistance Program			
93.324	\$1,313	\$1,313	\$1,461	\$148
	State Health Insurance Assistance Program			
93.626	\$395	\$0	\$0	\$0
	SHIP/ADRC Options Counseling for Medicare-Medicaid Individuals in States With Approved Financial Alignment Models			
93.634	\$268	\$189	\$189	\$0
	ACA Support for Demonstration Ombudsman Programs Serving Beneficiaries of State Demonstrations to Integrate Care for Medicare-Medicaid			
93.779	\$1,545	\$0	\$0	\$0
	Centers for Medicare and Medicaid Services (CMS) Research, Demonstrations, and Evaluations			
Agency Total	\$63,238	\$60,765	\$60,688	(\$77)
Department of Agriculture				
10.025	\$251	\$317	\$130	(\$187)
	Plant and Animal Disease, Pest Control, and Animal Care			
10.153	\$4	\$4	\$4	\$0
	Market News			

Appendix B: Direct Federal Aid to Illinois State Agencies by Program, FYs 2014–2016 (dollars in thousands) (cont'd)

<i>Programs</i>	<i>FY 2014</i>	<i>FY 2015</i>	<i>FY 2016</i>	<i>\$ Change FY 2015–FY 2016</i>
10.163	\$76	\$82	\$82	\$0
10.170	\$540	\$658	\$0	(\$658)
10.171	\$0	\$90	\$203	\$113
10.475	\$6,993	\$6,500	\$7,000	\$500
10.479*	\$0	\$0	\$41	\$41
10.902	\$0	\$100	\$129	\$29
15.631	\$0	\$0	\$25	\$25
66.460	\$105	\$0	\$100	\$100
66.605	\$509	\$742	\$742	\$0
93.103*	\$0	\$0	\$589	\$589
93.445	\$109	\$109	\$108	(\$1)
93.449	\$224	\$224	\$589	\$365
Agency Total	\$8,811	\$8,826	\$9,742	\$916
Department of Children and Family Services				
93.090	\$8,151	\$10,971	\$8,687	(\$2,284)
93.556	\$16,155	\$10,634	\$12,772	\$2,138
93.590	\$1,174	\$1,126	\$1,081	(\$45)
93.599	\$1,799	\$1,774	\$1,770	(\$4)
93.643	\$637	\$634	\$626	(\$8)
93.645	\$10,166	\$10,149	\$10,119	(\$30)
93.648	\$0	\$3,000	\$0	(\$3,000)
93.652	\$391	\$0	\$0	\$0

Appendix B: Direct Federal Aid to Illinois State Agencies by Program, FYs 2014–2016 (dollars in thousands) (cont'd)

<i>Programs</i>	<i>FY 2014</i>	<i>FY 2015</i>	<i>FY 2016</i>	<i>\$ Change FY 2015–FY 2016</i>
93.658	\$181,945	\$186,450	\$215,525	\$29,075
93.659	\$87,825	\$84,678	\$81,963	(\$2,715)
93.669	\$958	\$963	\$918	(\$45)
93.674	\$5,629	\$5,495	\$5,477	(\$18)
Agency Total	\$314,830	\$315,874	\$338,938	\$23,064
Department of Commerce and Economic Opportunity				
12.002	\$600	\$680	\$600	(\$80)
14.228	\$27,144	\$27,144	\$26,542	(\$602)
14.269	\$3,600	\$10,400	\$0	(\$10,400)
17.207	\$1,936	\$4,436	\$1,578	(\$2,858)
17.245	\$10,242	\$10,242	\$5,164	(\$5,078)
17.258	\$31,821	\$35,721	\$39,706	\$3,985
17.259	\$33,776	\$38,094	\$42,336	\$4,242
17.277	\$3,577	\$6,175	\$4,000	(\$2,175)
17.278	\$47,415	\$47,415	\$62,692	\$15,277
17.281	\$0	\$0	\$358	\$358
21.021	\$26,644	\$25,860	\$0	(\$25,860)
59.037	\$4,363	\$4,363	\$4,417	\$54
59.061	\$0	\$0	\$686	\$686
81.041	\$1,500	\$1,597	\$1,597	\$0

Appendix B: Direct Federal Aid to Illinois State Agencies by Program, FYs 2014–2016 (dollars in thousands) (cont'd)

<i>Programs</i>	<i>FY 2014</i>	<i>FY 2015</i>	<i>FY 2016</i>	<i>\$ Change FY 2015–FY 2016</i>
81.042	\$21,679	\$10,832	\$11,175	\$343
93.568	\$168,087	\$167,395	\$167,000	(\$395)
93.569	\$31,402	\$31,684	\$31,600	(\$84)
Agency Total	\$413,786	\$422,038	\$399,451	(\$22,587)

Department of Corrections

16.606	\$3,975	\$3,975	\$0	(\$3,975)
16.812	\$0	\$750	\$1,000	\$250
Agency Total	\$3,975	\$4,725	\$1,000	(\$3,725)

Department of Employment Security

17.002	\$2,623	\$2,583	\$2,573	(\$10)
17.207	\$28,306	\$28,915	\$28,755	(\$160)
17.225	\$165,128	\$157,246	\$154,101	(\$3,145)
17.271	\$687	\$653	\$653	\$0
17.273	\$439	\$467	\$439	(\$28)
17.281	\$40	\$0	\$0	\$0
17.801	\$4,429	\$3,426	\$3,426	\$0
17.804	\$2,511	\$2,694	\$2,694	\$0
Agency Total	\$204,163	\$195,984	\$192,641	(\$3,343)

Appendix B: Direct Federal Aid to Illinois State Agencies by Program, FYs 2014–2016 (dollars in thousands) (cont'd)

\$ Change
FY 2015–FY 2016

<i>Programs</i>	<i>FY 2014</i>	<i>FY 2015</i>	<i>FY 2016</i>	<i>\$ Change</i> <i>FY 2015–FY 2016</i>
Department of Healthcare and Family Services				
93.563	\$115,469	\$113,916	\$115,769	\$1,853
93.597	\$314	\$329	\$329	\$0
93.767	\$575,110	\$361,410	\$283,584	(\$77,826)
93.777	\$8,417	\$14,794	\$14,794	\$0
93.778				
(1)	\$8,171,854	\$9,660,251	\$10,553,321	\$893,070
(2)	\$665,801	\$579,223	\$584,576	\$5,353
93.791	\$1,539	\$8,780	\$0	(\$8,780)
Agency Total	\$9,538,504	\$10,738,703	\$11,552,373	\$813,670
Department of Human Rights				
29.001	\$2,445	\$2,777	\$2,516	(\$261)
Agency Total	\$2,445	\$2,777	\$2,516	(\$261)
Department of Human Services				
10.551	\$2,770	\$3,117	\$3,117	\$0
10.557	\$374,135	\$213,773	\$213,773	\$0
10.561				
(1)	\$128,335	\$76,317	\$76,315	(\$2)
(2)	\$23,340	\$37,977	\$37,977	\$0
10.565	\$1,245	\$1,205	\$1,208	\$3
10.568	\$2,865	\$2,523	\$2,523	\$0

Appendix B: Direct Federal Aid to Illinois State Agencies by Program, FYs 2014–2016 (dollars in thousands) (cont'd)

<i>Programs</i>	<i>FY 2014</i>	<i>FY 2015</i>	<i>FY 2016</i>	<i>\$ Change FY 2015–FY 2016</i>
10.572	\$348	\$273	\$273	\$0
10.576	\$801	\$793	\$688	(\$105)
14.231*	\$0	\$4,575	\$4,575	\$0
16.523	\$3,719	\$19,713	\$0	(\$19,713)
16.529	\$400	\$550	\$0	(\$550)
16.540	\$972	\$1,387	\$1,387	\$0
16.727	\$60	\$0	\$0	\$0
84.126	\$147,129	\$109,521	\$109,521	\$0
84.128	\$190	\$130	\$130	\$0
84.161	\$416	\$445	\$445	\$0
84.169	\$692	\$665	\$0	(\$665)
84.177	\$1,224	\$1,201	\$1,201	\$0
84.181	\$16,247	\$16,890	\$16,584	(\$306)
84.187	\$934	\$928	\$928	\$0
84.224	\$588	\$587	\$0	(\$587)
84.265	\$141	\$168	\$168	\$0
93.092	\$1,984	\$2,134	\$2,134	\$0
93.104	\$3,000	\$5,916	\$0	(\$5,916)

Appendix B: Direct Federal Aid to Illinois State Agencies by Program, FYs 2014–2016 (dollars in thousands) (cont'd)

<i>Programs</i>	<i>FY 2014</i>	<i>FY 2015</i>	<i>FY 2016</i>	<i>\$ Change FY 2015–FY 2016</i>
93.110	\$34	\$0	\$0	\$0
93.150	\$2,758	\$2,704	\$2,704	\$0
93.243	\$6,527	\$9,086	\$3,633	(\$5,453)
93.275	\$3,284	\$0	\$0	\$0
93.369*	\$0	\$548	\$548	\$0
93.464*	\$0	\$456	\$456	\$0
93.505	\$3,177	\$19,564	\$0	(\$19,564)
93.558	\$575,012	\$585,397	\$585,397	\$0
93.566				
(1)	\$8,353	\$7,022	\$6,145	(\$877)
(2)	\$2,296	\$1,952	\$1,952	\$0
93.575	\$80,819	\$83,710	\$84,171	\$461
93.576	\$680	\$548	\$548	\$0
93.584	\$1,113	\$1,015	\$1,015	\$0
93.596				
(1)	\$60,959	\$65,405	\$42,655	(\$22,750)
(2)	\$75,434	\$79,005	\$51,478	(\$27,527)
93.600	\$2,957	\$3,202	\$3,202	\$0
93.667	\$63,933	\$63,980	\$63,980	\$0

Appendix B: Direct Federal Aid to Illinois State Agencies by Program, FYs 2014–2016 (dollars in thousands) (cont'd)

<i>Programs</i>	<i>FY 2014</i>	<i>FY 2015</i>	<i>FY 2016</i>	<i>\$ Change FY 2015–FY 2016</i>
93.671	\$3,103	\$3,129	\$3,129	\$0
	Family Violence Prevention and Services/Domestic Violence Shelter and Supportive Services			
93.926	\$768	\$444	\$0	(\$444)
	Healthy Start Initiative			
93.958	\$16,887	\$17,199	\$17,199	\$0
	Block Grants for Community Mental Health Services			
93.959	\$66,789	\$67,200	\$67,200	\$0
	Block Grants for Prevention and Treatment of Substance Abuse			
94.003	\$364	\$0	\$0	\$0
	State Commissions			
96.001	\$73,919	\$53,238	\$79,666	\$26,428
	Social Security–Disability Insurance			
96.008	\$202	\$0	\$0	\$0
	Social Security–Work Incentives Planning and Assistance Program			
Agency Total	\$1,760,903	\$1,565,592	\$1,488,025	(\$77,567)
Department of Insurance*				
93.525*	\$0	\$10,089	\$0	(\$10,089)
	State Planning and Establishment Grants for the Affordable Care Act (ACA)'s Exchanges			
Agency Total	\$0	\$10,089	\$0	(\$10,089)
Department of Labor				
17.503	\$1,077	\$1,527	\$1,527	\$0
	Occupational Safety and Health–State Program			
17.504	\$1,834	\$1,894	\$1,894	\$0
	Consultation Agreements			
Agency Total	\$2,911	\$3,421	\$3,421	\$0
Liquor Control Commission				
20.205	\$937	\$842	\$324	(\$518)
	Highway Planning and Construction			
Agency Total	\$937	\$842	\$324	(\$518)
Department of Military Affairs				
12.400*	\$0	\$22,963	\$23,650	\$687
	Military Construction–National Guard			

Appendix B: Direct Federal Aid to Illinois State Agencies by Program, FYs 2014–2016 (dollars in thousands) (cont'd)

<i>Programs</i>	<i>FY 2014</i>	<i>FY 2015</i>	<i>FY 2016</i>	<i>\$ Change FY 2015–FY 2016</i>
12.401 National Guard Military Operations and Maintenance (O&M) Projects	\$31,765	\$15,810	\$16,280	\$470
12.404 National Guard Challenge Program	\$6,278	\$5,599	\$6,600	\$1,001
16.922 Equitable-Sharing Program	\$27	\$56	\$1	(\$55)
Agency Total	\$38,070	\$44,428	\$46,531	\$2,103
Department of Natural Resources				
10.093 Voluntary Public Access and Habitat Incentive Program	\$73	\$20	\$0	(\$20)
10.500 Cooperative Extension Service	\$5	\$6	\$0	(\$6)
10.664 Cooperative Forestry Assistance	\$807	\$451	\$0	(\$451)
10.665 Schools and Roads—Grants to States	\$263	\$263	\$263	\$0
10.675 Urban and Community Forestry Program	\$340	\$264	\$386	\$122
10.676 Forest Legacy Program	\$25	\$21	\$30	\$9
10.678 Forest Stewardship Program	\$225	\$1,147	\$0	(\$1,147)
10.680 Forest Health Protection	\$90	\$111	\$22	(\$89)
10.902 Soil and Water Conservation	\$994	\$608	\$79	(\$529)
10.914 Wildlife Habitat Incentive Program	\$3	\$0	\$0	\$0
11.407 Interjurisdictional Fisheries Act of 1986	\$8	\$0	\$5	\$5
11.419 Coastal Zone Management Administration Awards	\$821	\$2,361	\$1,587	(\$774)
12.112 Payments to States in Lieu of Real Estate Taxes	\$228	\$1,217	\$1,217	\$0
15.250 Regulation of Surface Coal Mining and Surface Effects of Underground Coal Mining	\$3,253	\$3,837	\$4,058	\$221
15.252 Abandoned Mine Land Reclamation (AMLRL) Program	\$18,440	\$18,783	\$13,700	(\$5,083)
15.605 Sport Fish Restoration Program	\$7,703	\$4,758	\$9,900	\$5,142

Appendix B: Direct Federal Aid to Illinois State Agencies by Program, FYs 2014–2016 (dollars in thousands) (cont'd)

<i>Programs</i>	<i>FY 2014</i>	<i>FY 2015</i>	<i>FY 2016</i>	<i>\$ Change FY 2015–FY 2016</i>
15.608 Fish and Wildlife Management Assistance	\$58	\$39	\$31	(\$8)
15.611 Wildlife Restoration and Basic Hunter Education	\$6,424	\$17,795	\$7,900	(\$9,895)
15.614 Coastal Wetlands Planning, Protection, and Restoration Program	\$176	\$0	\$100	\$100
15.615 Cooperative Endangered Species Conservation Fund	\$35	\$120	\$60	(\$60)
15.622 Sportfishing and Boating Safety Act	\$1,275	\$157	\$1,000	\$843
15.626 Enhanced Hunter Education and Safety Program	\$224	\$220	\$230	\$10
15.631 Partners for Fish and Wildlife	\$0	\$1	\$20	\$19
15.634 State Wildlife Grants	\$1,525	\$1,238	\$1,600	\$362
15.650* Research Grants	\$35	\$0	\$35	\$35
15.657 Endangered Species Conservation–Recovery Implementation Funds	\$21	\$45	\$30	(\$15)
15.658 Natural Resource Damage Assessment, Restoration, and Implementation	\$9	\$0	\$0	\$0
15.660 Endangered Species–Candidate Conservation Action Funds	\$1	\$0	\$0	\$0
15.662 Great Lakes Restoration	\$4,683	\$4,255	\$5,600	\$1,345
15.916 Outdoor Recreation–Acquisition, Development, and Planning	\$641	\$1,739	\$2,284	\$545
17.600 Mine Health and Safety Grants	\$96	\$257	\$209	(\$48)
66.433 State Underground Water Source Protection	\$248	\$246	\$219	(\$27)
66.469 Great Lakes Program	\$0	\$880	\$3,242	\$2,362
66.951 Environmental Education Grants	\$12	\$8	\$0	(\$8)
97.012 Boating Safety Financial Assistance	\$0	\$2,000	\$1,500	(\$500)
97.023 Community Assistance Program State Support Services Element (CAP-SSSE)	\$163	\$315	\$454	\$139

Appendix B: Direct Federal Aid to Illinois State Agencies by Program, FYs 2014–2016 (dollars in thousands) (cont'd)

<i>Programs</i>	<i>FY 2014</i>	<i>FY 2015</i>	<i>FY 2016</i>	<i>\$ Change FY 2015–FY 2016</i>
97.036	\$12	\$15	\$100	\$85
	Disaster Grants—Public Assistance (Presidentially Declared Disasters)			
97.041	\$70	\$131	\$150	\$19
	National Dam Safety Program			
97.045	\$26	\$68	\$65	(\$3)
	Cooperating Technical Partners			
Agency Total	\$49,012	\$63,376	\$56,076	(\$7,300)
Department of Public Health				
14.241	\$1,174	\$975	\$0	(\$975)
	Housing Opportunities for Persons With AIDS			
17.005	\$200	\$203	\$405	\$202
	Compensation and Working Conditions			
66.032	\$0	\$23	\$0	(\$23)
	State Indoor Radon Grants			
66.701	\$0	\$267	\$0	(\$267)
	Toxic Substances Compliance Monitoring Cooperative Agreements			
66.707	\$0	\$0	\$750	\$750
	TSCA Title IV State Lead Grants Certification of Lead-Based Paint Professionals			
93.003	\$0	\$423	\$0	(\$423)
	Public Health and Social Services Emergency Fund			
93.070	\$348	\$700	\$700	\$0
	Environmental Public Health and Emergency Response			
93.074	\$26,452	\$28,691	\$27,720	(\$971)
	Hospital Preparedness Program (HPP) and Public Health Emergency Preparedness (PHEP) Aligned Cooperative Agreements			
93.094	\$860	\$860	\$860	\$0
	Well-Integrated Screening and Evaluation for Women Across the Nation			
93.103	\$708	\$550	\$10	(\$540)
	Food and Drug Administration—Research			
93.110*	\$0	\$153	\$0	(\$153)
	Maternal and Child Health Federal Consolidated Programs			
93.116	\$794	\$1,465	\$0	(\$1,465)
	Project Grants and Cooperative Agreements for Tuberculosis Control Programs			
93.130	\$285	\$301	\$301	\$0
	Cooperative Agreements to States/Territories for the Coordination and Development of Primary Care Offices			
93.136	\$0	\$1,026	\$1,141	\$115
	Injury Prevention and Control Research and State- and Community-Based Programs			

Appendix B: Direct Federal Aid to Illinois State Agencies by Program, FYs 2014–2016 (dollars in thousands) (cont'd)

<i>Programs</i>	<i>FY 2014</i>	<i>FY 2015</i>	<i>FY 2016</i>	<i>\$ Change FY 2015–FY 2016</i>
93.165 Grants to States for Loan Repayment Program	\$380	\$1,000	\$0	(\$1,000)
93.217 Family Planning–Services	\$13,866	\$3,754	\$0	(\$3,754)
93.240 State Capacity Building	\$254	\$0	\$0	\$0
93.241 State Rural Hospital Flexibility Program	\$674	\$702	\$0	(\$702)
93.243 Substance Abuse and Mental Health Services–Projects of Regional and National Significance	\$477	\$631	\$0	(\$631)
93.268 Immunization Cooperative Agreements	\$7,540	\$6,651	\$0	(\$6,651)
93.270 Adult Viral Hepatitis Prevention and Control	\$54	\$0	\$45	\$45
93.283 Centers for Disease Control and Prevention–Investigations and Technical Assistance	\$1,954	\$2,503	\$1,512	(\$991)
93.301 Small Rural Hospital Improvement Grant Program	\$506	\$515	\$0	(\$515)
93.305* National State-Based Tobacco Control Programs	\$0	\$1,179	\$1,194	\$15
93.314* Early Hearing Detection and Intervention Information System (EHDI-IS) Surveillance Program	\$0	\$168	\$169	\$1
93.323* Epidemiology and Laboratory Capacity for Infectious Diseases (ELC)	\$0	\$1,142	\$0	(\$1,142)
93.448* Food Safety and Security Monitoring Project	\$0	\$349	\$0	(\$349)
93.507 PPHF National Public Health Improvement Initiative	\$500	\$500	\$0	(\$500)
93.521 The Affordable Care Act: Building Epidemiology, Laboratory, and Health Information Systems Capacity in the Epidemiology and Laboratory Capacity for Infectious Disease (ELC) and Emerging Infections Program (EIP) Cooperative Agreements; PPHF	\$2,180	\$1,562	\$0	(\$1,562)
93.525 State Planning and Establishment Grants for the Affordable Care Act (ACA)'s Exchanges	\$115,824	\$0	\$115,824	\$115,824

Appendix B: Direct Federal Aid to Illinois State Agencies by Program, FYs 2014–2016 (dollars in thousands) (cont'd)

<i>Programs</i>	<i>FY 2014</i>	<i>FY 2015</i>	<i>FY 2016</i>	<i>\$ Change FY 2015–FY 2016</i>
93.531	\$4,781	\$0	\$0	\$0
	PPHF–Community Transformation Grants and National Dissemination and Support for Community Transformation Grants–Financed Solely by Prevention and Public Health Funds			
93.539	\$0	\$870	\$870	\$0
	PPHF–Capacity-Building Assistance to Strengthen Public Health Immunization Infrastructure and Performance–Financed in Part by Prevention and Public Health Funds			
93.566*	\$0	\$1,210	\$1,210	\$0
	Refugee and Entrant Assistance–State Administered Programs			
93.576	\$130	\$175	\$0	(\$175)
	Refugee and Entrant Assistance–Discretionary Grants			
93.667	\$32	\$4,900	\$4,900	\$0
	Social Services Block Grant			
93.712	\$237	\$0	\$0	\$0
	ARRA–Immunization			
93.723	\$307	\$0	\$0	\$0
	ARRA–Prevention and Wellness–States, Territories, and Pacific Islands			
93.733	\$451	\$451	\$500	\$49
	Capacity-Building Assistance to Strengthen Public Health Immunization Infrastructure and Performance–Financed in Part by the Prevention and Public Health Funds (PPHF)			
93.735	\$639	\$665	\$665	\$0
	State Public Health Approaches for Ensuring Quiltline Capacity–Funded in Part by Prevention and Public Health Funds (PPHF)			
93.744	\$463	\$0	\$0	\$0
	PPHF: Breast and Cervical Cancer Screening Opportunities for States, Tribes, and Territories Financed Solely by Prevention and Public Health Funds			
93.745	\$101	\$254	\$0	(\$254)
	PPHF: Healthcare Surveillance/Health Statistics–Surveillance Program Announcement: Behavioral Risk Factor Surveillance System–Financed in Part by Prevention and Public Health Funds			
93.752	\$5,973	\$15,882	\$8,386	(\$7,496)
	Cancer Prevention and Control Programs for State, Territorial, and Tribal Organizations–Financed in Part by Prevention and Public Health Funds			
93.753*	\$0	\$420	\$0	(\$420)
	Child Lead Poisoning Prevention Surveillance–Financed in Part by Prevention and Public Health Funds (PPHF) Program			
93.757	\$0	\$1,388	\$0	(\$1,388)
	State and Local Public Health Actions to Prevent Obesity, Diabetes, Heart Disease, and Stroke (PPHF)			

Appendix B: Direct Federal Aid to Illinois State Agencies by Program, FYs 2014–2016 (dollars in thousands) (cont'd)

<i>Programs</i>	<i>FY 2014</i>	<i>FY 2015</i>	<i>FY 2016</i>	<i>\$ Change FY 2015–FY 2016</i>
93.758	\$0	\$3,591	\$0	(\$3,591)
Preventive Health and Health Services Block Grant—Financed Solely by Prevention and Public Health Funds (PPHF)				
93.777	\$16,576	\$16,787	\$0	(\$16,787)
State Survey and Certification of Healthcare Providers and Suppliers (Title XVIII) Medicare				
93.913	\$173	\$173	\$172	(\$1)
Grants to States for Operation of Offices of Rural Health				
93.917	\$50,281	\$11,296	\$45,897	\$34,601
HIV Care Formula Grants				
93.940	\$3,765	\$4,975	\$0	(\$4,975)
HIV Prevention Activities—Health Department-Based				
93.944	\$1,004	\$1,004	\$430	(\$574)
Human Immunodeficiency Virus (HIV)/Acquired Immunodeficiency Virus Syndrome (AIDS) Surveillance				
93.946	\$0	\$200	\$0	(\$200)
Cooperative Agreements to Support State-Based Safe Motherhood and Infant Health Initiative Programs				
93.977	\$1,079	\$2,214	\$0	(\$2,214)
Preventive Health Services—Sexually Transmitted Diseases Control Grants				
94.003*	\$0	\$423	\$0	(\$423)
State Commissions				
94.006	\$0	\$9,367	\$0	(\$9,367)
AmeriCorps				
Agency Total	\$261,022	\$132,538	\$213,661	\$81,123
Department of Revenue				
20.205	\$2	\$0	\$150	\$150
Highway Planning and Construction				
Agency Total	\$2	\$0	\$150	\$150
Department of State Police				
16.560	\$165	\$170	\$170	\$0
National Institute of Justice Research, Evaluation, and Development Project Grants				
16.741	\$2,721	\$2,565	\$2,250	(\$315)
DNA Backlog Reduction Program				
20.218	\$0	\$0	\$194	\$194
National Motor Carrier Safety				
93.775	\$8,597	\$8,934	\$8,306	(\$628)
State Medicaid Fraud Control Units				

Appendix B: Direct Federal Aid to Illinois State Agencies by Program, FYs 2014–2016 (dollars in thousands) (cont'd)

<i>Programs</i>	<i>FY 2014</i>	<i>FY 2015</i>	<i>FY 2016</i>	<i>\$ Change FY 2015–FY 2016</i>
97.056	\$189	\$76	\$158	\$82
Agency Total	\$11,672	\$11,745	\$11,078	(\$667)
Department of Transportation				
20.106	\$76,378	\$57,037	\$125,609	\$68,572
20.205 ^Δ	\$1,300	\$1,200	\$3,700	\$2,500
20.205	\$1,429,100	\$966,100	\$1,344,000	\$377,900
20.218	\$10,752	\$10,262	\$10,400	\$138
20.219	\$1,510	\$1,510	\$1,284	(\$226)
20.500	\$3,500	\$0	\$4,000	\$4,000
20.505	\$5,953	\$6,323	\$6,031	(\$292)
20.509	\$16,401	\$9,312	\$16,500	\$7,188
20.513	\$9,573	\$5,241	\$7,000	\$1,759
20.600	\$8,469	\$9,119	\$9,119	\$0
20.614	\$110	\$110	\$110	\$0
20.616	\$10,207	\$9,479	\$9,479	\$0
Agency Total	\$1,573,253	\$1,075,693	\$1,537,232	\$461,539
Department of Veterans' Affairs				
14.235	\$122	\$120	\$126	\$6
64.014	\$384	\$430	\$425	(\$5)

Appendix B: Direct Federal Aid to Illinois State Agencies by Program, FYs 2014–2016 (dollars in thousands) (cont'd)

<i>Programs</i>	<i>FY 2014</i>	<i>FY 2015</i>	<i>FY 2016</i>	<i>\$ Change FY 2015–FY 2016</i>
64.015	\$34,887	\$37,248	\$37,264	\$16
64.124	\$1,392	\$1,597	\$994	(\$603)
Agency Total	\$36,785	\$39,395	\$38,809	(\$586)
<i>Other Agencies</i>				
Illinois Arts Council				
45.025	\$804	\$838	\$842	\$4
Agency Total	\$804	\$838	\$842	\$4
Commerce Commission				
20.320	\$1,948	\$0	\$0	\$0
20.700	\$1,747	\$1,902	\$2,279	\$377
20.721	\$45	\$0	\$60	\$60
Agency Total	\$3,740	\$1,902	\$2,339	\$437
Community College Board				
84.002	\$20,188	\$20,056	\$20,462	\$406
84.048	\$15,580	\$16,217	\$16,119	(\$98)
Agency Total	\$35,768	\$36,273	\$36,581	\$308
Council on Developmental Disabilities				
93.630	\$2,482	\$2,591	\$2,593	\$2
Agency Total	\$2,482	\$2,591	\$2,593	\$2
Court of Claims				
16.576	\$4,818	\$4,039	\$3,595	(\$444)
Agency Total	\$4,818	\$4,039	\$3,595	(\$444)

Appendix B: Direct Federal Aid to Illinois State Agencies by Program, FYs 2014–2016 (dollars in thousands) (cont'd)

<i>Programs</i>	<i>FY 2014</i>	<i>FY 2015</i>	<i>FY 2016</i>	<i>\$ Change FY 2015–FY 2016</i>
Criminal Justice Information Authority				
16.017	\$382	\$417	\$417	\$0
	Sexual Assault Services Formula Program			
16.550	\$78	\$59	\$59	\$0
	State Justice Statistics Program for Statistical Analysis Centers			
16.575	\$16,620	\$17,750	\$77,587	\$59,837
	Crime Victim Assistance			
16.582*	\$0	\$0	\$947	\$947
	Crime Victim Assistance/Discretionary Grants			
16.588	\$4,391	\$4,961	\$4,961	\$0
	Violence Against Women Formula Grants			
16.590	\$0	\$900	\$0	(\$900)
	Grants to Encourage Arrest Policies and Enforcement of Protection Orders Program			
16.593	\$341	\$286	\$288	\$2
	Residential Substance Abuse Treatment for State Prisoners			
16.609	\$500	\$500	\$500	\$0
	Project Safe Neighborhoods			
16.738	\$7,335	\$7,340	\$6,412	(\$928)
	Edward Byrne Memorial Justice Assistance Grant Program			
16.742	\$268	\$288	\$282	(\$6)
	Paul Coverdell Forensic Sciences Improvement Grant Program			
16.751	\$259	\$395	\$360	(\$35)
	Edward Byrne Memorial Competitive Grant Program			
16.813	\$1,500	\$0	\$0	\$0
	NICS Act Record Improvement Program			
16.820	\$333	\$0	\$0	\$0
	Postconviction Testing of DNA Evidence to Exonerate the Innocent			
16.826	\$0	\$250	\$0	(\$250)
	Vision 21			
Agency Total	\$32,007	\$33,146	\$91,813	\$58,667
State Board of Education				
10.560	\$9,781	\$10,397	\$10,000	(\$397)
	State Administrative Expenses for Child Nutrition			
84.010	\$627,985	\$647,221	\$662,714	\$15,493
	Title I Grants to Local Educational Agencies			
84.011	\$1,891	\$1,887	\$1,887	\$0
	Migrant Education—State Grant Program			

Appendix B: Direct Federal Aid to Illinois State Agencies by Program, FYs 2014–2016 (dollars in thousands) (cont'd)

<i>Programs</i>	<i>FY 2014</i>	<i>FY 2015</i>	<i>FY 2016</i>	<i>\$ Change FY 2015–FY 2016</i>
84.013	\$1,598	\$1,213	\$640	(\$573)
Title I State Agency Program for Neglected and Delinquent Children and Youth				
84.027	\$479,681	\$499,270	\$499,483	\$213
Special Education—Grants to States				
84.048	\$38,934	\$40,519	\$40,276	(\$243)
Career and Technical Education—Basic Grants to States				
84.144	\$60	\$60	\$60	\$0
Migrant Education—Coordination Program				
84.173	\$16,488	\$16,488	\$16,488	\$0
Special Education—Preschool Grants				
84.196	\$2,858	\$2,924	\$2,834	(\$90)
Education for Homeless Children and Youth				
84.287	\$47,224	\$52,084	\$50,809	(\$1,275)
Twenty-First Century Community Learning Centers				
84.323	\$1,975	\$1,975	\$1,746	(\$229)
Special Education—State Personnel Development				
84.326	\$335	\$335	\$335	\$0
Special Education—Technical Assistance and Dissemination to Improve Services and Results for Children With Disabilities				
84.330	\$2,224	\$2,224	\$4,801	\$2,577
Advanced Placement Program (Advanced Placement Test Fee; Advanced Placement Incentive Program Grants)				
84.358	\$1,228	\$1,177	\$1,451	\$274
Rural Education				
84.365	\$26,776	\$27,322	\$26,869	(\$453)
English Language Acquisition State Grants				
84.366	\$5,196	\$5,226	\$5,406	\$180
Mathematics and Science Partnerships				
84.367	\$91,706	\$91,488	\$91,137	(\$351)
Improving Teacher Quality State Grants				
84.369	\$11,292	\$11,571	\$11,475	(\$96)
Grants for State Assessments and Related Activities				
84.372	\$0	\$0	\$1,007	\$1,007
Statewide Longitudinal Data Systems				
84.377	\$22,112	\$21,488	\$23,000	\$1,512
School Improvement Grants				

Appendix B: Direct Federal Aid to Illinois State Agencies by Program, FYs 2014–2016 (dollars in thousands) (cont'd)

<i>Programs</i>	<i>FY 2014</i>	<i>FY 2015</i>	<i>FY 2016</i>	<i>\$ Change FY 2015–FY 2016</i>
84.412	\$50,910	\$0	\$0	\$0
84.419*	\$0	\$20,000	\$20,000	\$0
Agency Total	\$1,440,254	\$1,454,869	\$1,472,418	\$17,549
State Board of Elections				
93.617	\$56	\$375	\$510	\$135
Agency Total	\$56	\$375	\$510	\$135
Emergency Management Agency				
11.549	\$4,067	\$0	\$0	\$0
20.703	\$1,079	\$1,041	\$1,041	\$0
66.032	\$1,026	\$360	\$0	(\$360)
97.008	\$374	\$1,200	\$1,346	\$146
97.029*	\$0	\$676	\$0	(\$676)
97.036	\$34,463	\$1,789	\$20,000	\$18,211
97.039	\$38,629	\$29,457	\$10,000	(\$19,457)
97.042	\$11,076	\$11,005	\$0	(\$11,005)
97.047	\$110	\$0	\$0	\$0
97.067	\$81,951	\$85,857	\$85,909	\$52
Agency Total	\$172,775	\$131,385	\$118,296	(\$13,089)

Appendix B: Direct Federal Aid to Illinois State Agencies by Program, FYs 2014–2016 (dollars in thousands) (cont'd)

<i>Programs</i>	<i>FY 2014</i>	<i>FY 2015</i>	<i>FY 2016</i>	<i>\$ Change FY 2015–FY 2016</i>
Environmental Protection Agency				
66.034	\$226	\$398	\$198	(\$200)
	Surveys, Studies, Research, Investigations, Demonstrations, and Special Purpose Activities Relating to the Clean Air Act			
66.040	\$140	\$160	\$253	\$93
	State Clean Diesel Grant Program			
66.419	\$259	\$160	\$0	(\$160)
	Water Pollution Control State, Interstate, and Tribal Program Support			
66.454	\$610	\$641	\$641	\$0
	Water Quality Management Planning			
66.458	\$60,062	\$63,316	\$62,812	(\$504)
	Capitalization Grants for Clean Water State Revolving Funds			
66.460	\$9,435	\$0	\$0	\$0
	Nonpoint Source Implementation Grants			
66.468	\$31,466	\$36,816	\$36,393	(\$423)
	Capitalization Grants for Drinking Water State Revolving Funds			
66.605	\$28,276	\$19,933	\$0	(\$19,933)
	Performance Partnership Grants			
66.802	\$1,315	\$1,305	\$680	(\$625)
	Superfund State, Political Subdivision, and Indian Tribe Site-Specific Cooperative Agreements			
66.805	\$2,250	\$4,500	\$0	(\$4,500)
	Leaking Underground Storage Tank Trust Fund Corrective Action Program			
66.809	\$113	\$113	\$0	(\$113)
	Superfund State and Indian Tribe Core Program Cooperative Agreements			
66.817	\$1,000	\$1,000	\$964	(\$36)
	State and Tribal Response Program Grants			
97.091	\$2,421	\$0	\$1,920	\$1,920
	Homeland Security Biowatch Program			
Agency Total	\$137,573	\$128,342	\$103,861	(\$24,481)
State Fire Marshal				
66.804	\$1,570	\$0	\$629	\$629
	Underground Storage Tank Prevention, Detection, and Compliance Program			
Agency Total	\$1,570	\$0	\$629	\$629

Appendix B: Direct Federal Aid to Illinois State Agencies by Program, FYs 2014–2016 (dollars in thousands) (cont'd)

<i>Programs</i>	<i>FY 2014</i>	<i>FY 2015</i>	<i>FY 2016</i>	<i>\$ Change FY 2015–FY 2016</i>
Board of Higher Education				
84.367	\$2,587	\$2,462	\$0	(\$2,462)
Agency Total	\$2,587	\$2,462	\$0	(\$2,462)
Historic Preservation Agency				
15.904	\$1,144	\$1,144	\$1,144	\$0
Agency Total	\$1,144	\$1,144	\$1,144	\$0
Housing Development Authority				
14.103	\$4,143	\$3,398	\$2,353	(\$1,045)
14.239	\$12,978	\$11,157	\$11,000	(\$157)
14.856	\$129,702	\$115,413	\$112,474	(\$2,939)
Agency Total	\$146,823	\$129,968	\$125,827	(\$4,141)
Student Assistance Commission				
16.816	\$77	\$38	\$41	\$3
84.032	\$195,325	\$157,177	\$141,459	(\$15,718)
84.378	\$4,474	\$0	\$0	\$0
Agency Total	\$199,876	\$157,215	\$141,500	(\$15,715)
GRAND TOTALS	\$16,473,569	\$16,788,799	\$18,060,468	\$1,271,669

* New agency (agency reporting receipt of federal funds for the first time) or new program to this agency in this edition of Federal Funds to State Agencies.

Δ Denotes a program that receives ARRA – American Recovery and Reinvestment Act – and non-ARRA funds.

APPENDIX C

**FEDERAL AID SUBGRANTED TO ILLINOIS STATE AGENCIES
FYs 2014–2016**

Appendix C: Federal Aid Subgranted to Illinois State Agencies, FYs 2014-2016 (dollars in thousands) (cont'd)

<i>Recipient Agency/Program</i>	<i>Subgranted From</i>	<i>FY 2014</i>	<i>FY 2015</i>	<i>FY 2016</i>
15.252 Abandoned Mine Land Reclamation (AMLR) Program	Department of Natural Resources	\$47	\$47	\$47
66.460 Nonpoint Source Implementation Grants	Environmental Protection Agency	\$56	\$59	\$0
66.605 Performance Partnership Grants	Environmental Protection Agency	\$75	\$75	\$75
Department of Children and Family Services				
93.092 Affordable Care Act (ACA) Personal Responsibility Education Program	Department of Human Services	\$268	\$0	\$0
93.670 Child Abuse and Neglect Discretionary Activities	American Humane Society	\$2,916	\$400	\$0
Department of Corrections				
16.540 Juvenile Justice and Delinquency Prevention—Allocation to States	Department of Human Services	\$179	\$179	\$185
16.575 Crime Victim Assistance	Criminal Justice Information Authority	\$56	\$112	\$56
16.588 Violence Against Women Formula Grants	Criminal Justice Information Authority	\$72	\$72	\$0
16.593 Residential Substance Abuse Treatment for State Prisoners	Criminal Justice Information Authority	\$87	\$139	\$137
16.609 Project Safe Neighborhoods	Criminal Justice Information Authority	\$80	\$143	\$128
16.738 Edward Byrne Memorial Justice Assistance Grant Program	Criminal Justice Information Authority	\$512	\$332	\$522
84.002 Adult Education—Basic Grants to States	Attorney General	\$256	\$258	\$258
84.013* Title I State Agency Program for Neglected and Delinquent Children and Youth	State Board of Education	\$0	\$173	\$35
84.048 Career and Technical Education—Basic Grants to States	Community College Board	\$222	\$231	\$231
Deaf & Hard of Hearing Commission*				
84.027* Special Education—Grants to States	State Board of Education	\$0	\$30	\$30
Department of Human Services*				
84.412* Race to the Top—Early Learning Challenge	State Board of Education	\$0	\$13,875	\$20,985

Appendix C: Federal Aid Subgranted to Illinois State Agencies, FYs 2014-2016 (dollars in thousands) (cont'd)

<i>Recipient Agency/Program</i>	<i>Subgranted From</i>	<i>FY 2014</i>	<i>FY 2015</i>	<i>FY 2016</i>
Department of Juvenile Justice				
10.553	School Breakfast Program	\$543	\$528	\$332
10.555	National School Lunch Program	\$1,033	\$482	\$482
16.523	Juvenile Accountability Block Grants	\$200	\$176	\$42
16.540	Juvenile Justice and Delinquency Prevention—Allocation to States	\$171	\$0	\$30
16.593	Residential Substance Abuse Treatment for State Prisoners	\$336	\$121	\$102
16.738	Edward Byrne Memorial Justice Assistance Grant Program	\$0	\$367	\$367
84.013	Title I State Agency Program for Neglected and Delinquent Children and Youth	\$1,660	\$1,305	\$629
84.027	Special Education—Grants to States	\$486	\$578	\$591
84.367	Improving Teacher Quality State Grants	\$19	\$37	\$28
Department of Employment Security				
17.261	WIA/WIOA Pilots, Demonstrations, and Research Projects	\$50	\$0	\$0
	State of Colorado	\$0	\$50	\$50
Department of Public Health				
66.472	Beach Monitoring and Notification Program Implementation Grants	\$0	\$234	\$0
66.605	Performance Partnership Grants	\$0	\$1,095	\$0
93.184	Disabilities Prevention	\$300	\$665	\$678
	Environmental Protection Agency	\$300	\$300	\$0
Department of State Police				
16.738	Edward Byrne Memorial Justice Assistance Grant Program	\$125	\$228	\$0
16.742*	Paul Coverdell Forensic Sciences Improvement Grant Program	\$0	\$208	\$0

Appendix C: Federal Aid Subgranted to Illinois State Agencies, FYs 2014-2016 (dollars in thousands) (cont'd)

<i>Recipient Agency/Program</i>	<i>Subgranted From</i>	<i>FY 2014</i>	<i>FY 2015</i>	<i>FY 2016</i>
97.067	Homeland Security Grant Program	\$2,773	\$2,910	\$2,745
	Emergency Management Agency			

Other Agencies

Board of Higher Education

84.372	Statewide Longitudinal Data Systems	\$101	\$0	\$96
--------	-------------------------------------	-------	-----	------

Capital Development Board

12.400	Military Construction—National Guard	\$32,087	\$49,471	\$7,873
--------	--------------------------------------	----------	----------	---------

Criminal Justice Information Authority

16.540	Juvenile Justice and Delinquency Prevention—Allocation to States	\$60	\$60	\$30
--------	--	------	------	------

Law Enforcement Training and Standards Board

16.588	Violence Against Women Formula Grants	\$46	\$0	\$0
16.590	Grants to Encourage Arrest Policies and Enforcement of Protection Orders Program	\$41	\$41	\$0
97.067	Homeland Security Grant Program	\$406	\$479	\$221

Liquor Control Commission*

93.959*	Block Grants for Prevention and Treatment of Substance Abuse	\$190	\$190	\$176
---------	--	-------	-------	-------

State Board of Education

93.079	Cooperative Agreements to Promote Adolescent Health Through School-Based HIV/STD Prevention and School-Based Surveillance	\$290	\$434	\$185
--------	---	-------	-------	-------

No CFDA number was given to AOIC. The LRU assigned a number for Illinois Probation Statistical Data Collection.

* Denotes new agency (agency reporting receipt of federal funds for the first time) or new program to this agency in 2016.